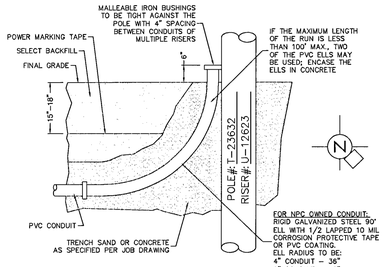

RISER DETAIL

CONDUIT RUN
PER NPC U.G. STD. RR-1
(TYPICAL)

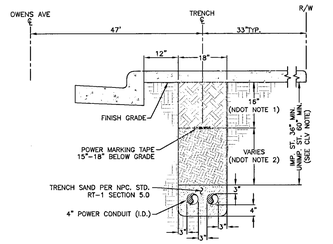

NOTES:

NDOT REQUIREMENTS (APPLICABLE WITHIN NDOT RIGHT-OF-WAY ONLY):
1. BASE AGGREGATE (AS PER NDOT SPECIFICATIONS, SECTION 704). A MINIMUM OF 16 INCHES TO BE LAID IN MAXIMUM 8 INCH LOOSE LIFTS. 95% COMPACTION REQUIRED.
2. BACKFILL WITH SELECT MATERIAL TO BOTTOM OF BASE AGGREGATE (AS PER NDOT SPECIFICATIONS; SECTION 207). 90% COMPACTION REQUIRED.

CLV REQUIREMENTS (APPLICABLE WITHIN CITY OF LAS VEGAS LIMITS ONLY):
IMPROVED AREA (IMP. ST.): (LOCATION OF TRENCH)
AREA WILL BE CONSIDERED IMPROVED IF IT MEETS ONE OR MORE OF THE FOLLOWING CRITERIA(S).
- EXISTING PERMANENT PAVEMENT WITH CURB & GUTTER AND/OR ADJACENT PERMANENT SIDEWALK.
- WITHIN AN IMPROVED TRAIL AREA.
- LIMITS OF CONSTRUCTION INSTALLED CONCURRENT WITH A PRIVATE OR PUBLIC PROJECT.

UNIMPROVED AREA (UNIMP. ST.): (LOCATION OF TRENCH)
ANY OTHER SCENARIO THAT FAILS TO MEET THE IMPROVED AREA CRITERIA(S) WILL BE CONSIDERED AN UNIMPROVED AREA.

NPC REQUIREMENTS:
FOR ALL OTHER JURISDICTIONS REFER TO NPC STANDARDS.
BACKFILL REQUIREMENTS NPC. STD. RT-1.
TRENCH DEPTH REQUIREMENTS NPC. STD. RT-5.

TRENCH DETAIL

2-4" CONDUITS

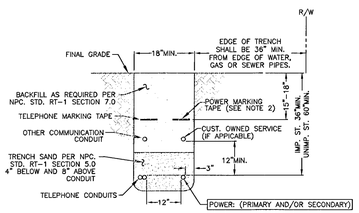

TRENCH DETAIL

NPC U.G. STD. RT-12 (REV. 4/8/02)
(RESIDENTIAL AND COMMERCIAL)

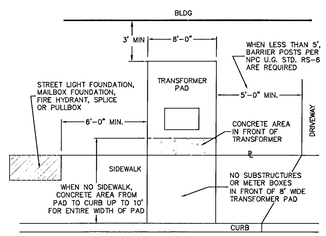

COMMERCIAL TRANSFORMER LOCATION DETAIL

NPC U.G. STD. RS-3

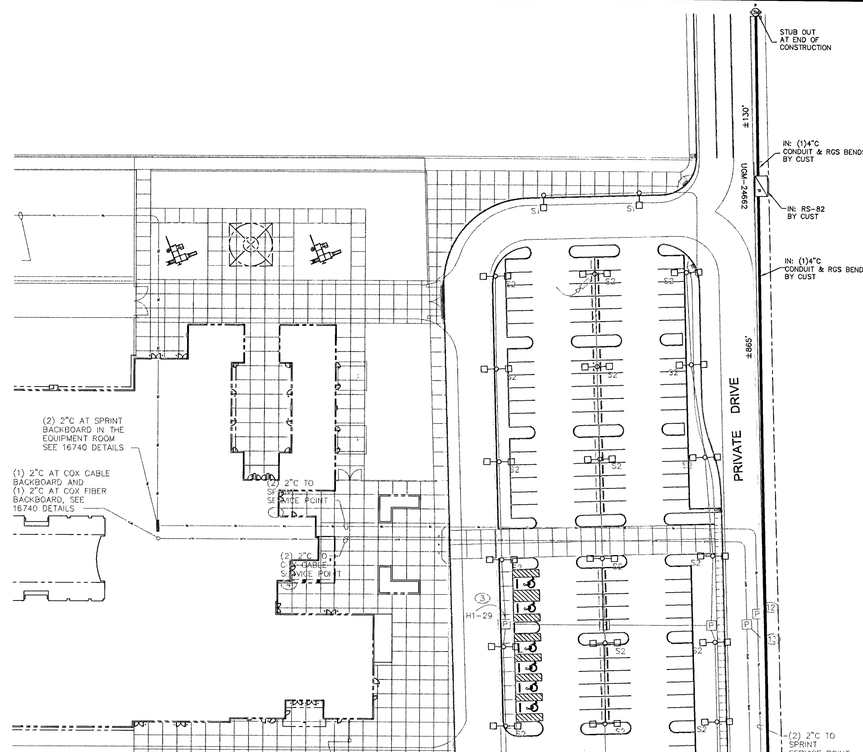

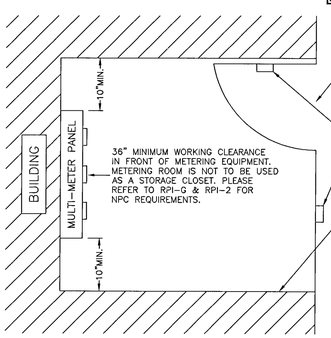

NPC TO BE PROVIDED WITH 24 HOUR DIRECT ACCESS THRU EXTERNAL DOOR. MINIMUM WIDTH OF DOOR TO BE 36" OR TO COMPLY WITH LOCAL BUILDING CODES.

NPC TO PROVIDE LOCKBOX. CUSTOMER TO PROVIDE KEY TO METER ROOM. THIS NEEDS TO BE LOCKED ON EITHER THE METER ROOM DOOR OR TO THE SIDE OF IT, AT A MINIMUM HEIGHT OF 48" OR MAXIMUM OF 72".

IF CUSTOMER INSTALLS AN INTERNAL ACCESS DOOR, IT MUST BE LOCKED AND ACCESSIBLE ONLY BY AUTHORIZED PERSONNEL.

METERING INFORMATION:
DRAWING SUBMITTALS OF METERING EQUIPMENT SHALL BE APPROVED BY NEVADA POWER METER SERVICES BEFORE THE EQUIPMENT IS MANUFACTURED. OWNER, BUILDER, OR ELECTRICIAN TO REMOVE AND DELIVER METER PANEL TO NEVADA POWER METER SHOP FOR PREWIRING AND PICKUP OF CURRENT TRANSFORMERS FOR INSTALLATION 7 TO 10 DAYS PRIOR TO THE EXPECTED DATE OF COMPLETION.
DELIVER TO: 2215 E. LONE MOUNTAIN ROAD
(702) 657-4154

METER ROOM DETAIL

NPC U.G. STD. RPI-G & RPI-2
(NOT TO SCALE)

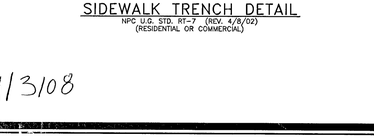

SIDEWALK TRENCH DETAIL

NPC U.G. STD. RT-7 (REV. 4/8/02)
(RESIDENTIAL OR COMMERCIAL)

1/3/08

NPC OVERHEAD SYMBOLS

EXIST.	NEW	
●	○	SOLE USE WOOD POLE
◐	⊘	JOINT USE WOOD POLE
■	□	SOLE USE STEEL POLE
◪	◪	JOINT USE STEEL POLE
◎	◎	GUY POLE.
→	→	GUY
•	•	TAP
S	S	SWITCH
F	F	FUSE
		DOUBLE DEAD END
		INSULATOR
C	C	CAPACITOR BANK
R	R	REGULATOR
R	R	RECLOSER
n	n	FAULT INDICATOR
		SINGLE PHASE TRANSFORMER
✸	☼	PAL LIGHT
— —	——	OH PRIMARY WIRE
— —	——	OH SECONDARY WIRE
— —	——	OH SERVICE WIRE

CLARK COUNTY PUBLIC WORKS PERMIT REQUIRED*

DEVELOPER/CONTRACTOR SHALL OBTAIN A COUNTY PERMIT BEFORE ANY EXCAVATION WORK WITHIN CLARK COUNTY RIGHT-OF-WAY

* NPC INSPECTOR WILL VERIFY COUNTY PERMIT FOR WORK DONE WITHIN COUNTY RIGHT-OF-WAY

N

T,R,S: 2062-20
APN: 140

PURPOSE OF PROJECT:
TO FEED A NEW E.S. 277/480V TO A 1200AMP PANEL

COMMERCIAL WITH FEEDER

NPC WORK AND SERVICES TO CONSIST OF:

EXIST.	NEW	
— —	—	1000 MCM TRIPLEX, 15 KV AL PRIMARY CABLE IN 6" PLASTIC CONDUIT.
— —	—	1/0 TRIPLEX, 15 KV AL PRIMARY CABLE IN 4" PLASTIC CONDUIT (CONDUIT BY CONTRACTOR).
— —	—	1/0, 15 KV AL PRIMARY CABLE IN 4" PLASTIC CONDUIT (CONDUIT BY CONTRACTOR).
		CONDUIT LOCATING DEVICE 18" ABOVE STUBOUT.
		SINGLE PHASE PRIMARY POLE RISER PER NPC U.G. STD. OEP-105.
		THREE PHASE PRIMARY POLE RISER PER NPC U.G. STD. OEP-106.
		600 AMP THREE PHASE, 12.47 KV PRIMARY POLE RISER PER NPC U.G. STD. OEP-101.
		SECONDARY RISER PER NPC U.G. STD. SSP-2.
		SWITCHES (PMH-2, PMH-4, PMH-9, PMH-10, PMH-11, PMH-12).
		5' X 10'-6" X 7' MANHOLE, PER NPC U.G. STD. RS-94.
		1200KVAR CAPACITOR BANK PER NPC U.G. STD. UC-101.
		SINGLE PHASE COMMERCIAL PADMOUNTED TRANSFORMER WITH SIZE AS NOTED, 7200-120/240V, PER NPC U.G. STD. UT-105.
		(2) SINGLE PHASE PADMOUNTED COMMERCIAL TRANSFORMERS WITH SIZE AS NOTED, 7200-120/240V, CONNECT OPEN WYE-OPEN DELTA FOR THREE PHASE 120-240V SERVICE, PER NPC U.G. STD. UT-107, WHERE APPLICABLE.
		(3) SINGLE PHASE PADMOUNTED COMMERCIAL TRANSFORMERS WITH SIZE AS NOTED, 7200-120/240V, CONNECT CLOSED WYE-CLOSED DELTA FOR THREE PHASE 120-240V SERVICE, PER NPC U.G. STD. UT-109, WHERE APPLICABLE.
		THREE PHASE COMMERCIAL PADMOUNTED TRANSFORMER WITH SIZE & VOLTAGE AS NOTED, PER NPC U.G. STD. UT-101, WHERE APPLICABLE.
		TERMINATION OF ALL MODULES, MAKES, SPLICES AND FINAL CONNECTIONS.
		NPC TO COIL PRIMARY CABLE IN PULLBOX FOR FUTURE SPLICES, WHERE APPLICABLE.
		NPC TO CUT EXISTING CONDUIT AND TERMINATE PRIMARY CABLES ON THE LOAD BREAK MODULE, WHERE APPLICABLE.
		SERVICE CABLE BY NPC UNLESS NOTED OTHERWISE.

GENERAL NOTES:

ANY NOTES LOCATED IN DRAWING AREA TAKE PRECEDENCE OVER STANDARD NOTES.

ALL WORK SHALL BE ACCOMPLISHED IN STRICT ACCORDANCE WITH THE SPECIFICATIONS SET FORTH IN THE ELECTRIC SERVICE REQUIREMENTS HANDBOOK, AS CURRENTLY ADOPTED BY NPC. THE CONTRACTOR SHALL SECURE COPIES OF THE AFOREMENTIONED CONSTRUCTION SPECIFICATIONS ON HIS OR HER OWN BEHALF.

REFER TO A CURRENT NEVADA POWER ELECTRIC SERVICE REQUIREMENTS HANDBOOK FOR FURTHER CLARIFICATION OF NPC STANDARDS.

THE APPLICANT SHALL INFORM THE INSPECTOR AT LEAST 48 HOURS BEFORE COMMENCING ANY ITEM OF CONSTRUCTION OR INSTALLATION OF MATERIAL TO ENABLE PROPER INSPECTION OF MATERIALS AND WORKMANSHIP. MAIN TRENCH WIRE PULLS TO BE SCHEDULED 72 HOURS IN ADVANCE OF INSTALLATION. APPLICANT'S PROJECT WILL NOT BE SCHEDULED UNTIL FINAL APPROVAL FROM NPC UNDERGROUND & ELECTRICAL INSPECTORS.

SYMBOLS ARE NOT TO SCALE AND DO NOT NECESSARILY REPRESENT ACTUAL LOCATIONS OF FACILITIES.

THIS DRAWING ILLUSTRATES DATA COLLECTED FROM VARIOUS SOURCES AND MAY NOT REPRESENT A SURVEY OF THE PREMISES.

APPLICANT SHALL FIELD DETERMINE POSITION AND DEPTH OF EXISTING UTILITY EQUIPMENT PRIOR TO COMMENCING CONSTRUCTION.

USE CAUTION PRIOR TO EXCAVATION. CHECK TO ENSURE ADDITIONAL DEPTH IS NOT REQUIRED TO ACCOMMODATE GAS AND/OR WATER FACILITIES AND DRAINAGE CHANNELS.

CALL NEVADA POWER UNDERGROUND INSPECTORS 48 HOURS PRIOR TO START OF CONSTRUCTION FOR TRENCH INSPECTION BEFORE COVERING TRENCH.

ALL NPC CABLE TO BE INSTALLED BEHIND CURB, UNLESS OTHERWISE STATED.

APPLICANT IS RESPONSIBLE FOR STAKING OF PROPERTY CORNERS & ELEVATIONS.

ALL HANDHOLES AND PULLBOXES SHALL BE INSTALLED TO FINISHED GRADE OR 6" ABOVE IF GRADE IS NOT ESTABLISHED.

WHEN INSTALLING CONDUIT IN FIELD, USE APPROPRIATE BENDS TO COMPLETE THE INSTALLATION.

DEFLECTION OF CONDUIT BENDS AND CONDUIT NOT TO EXCEED NPC STANDARDS.

EXISTING CONDUIT INSTALLED BY PREVIOUS CONTRACTOR / DEVELOPER. NPC DOES NOT GUARANTEE LOCATION, LENGTH OR ACCESSIBILITY OF STUB OUT.

NO COVERED PARKING IN SHADED AREAS.

ALL CONSTRUCTION AND MATERIALS SHALL BE IN ACCORDANCE WITH THE "UNIFORM STANDARD SPECIFICATIONS FOR PUBLIC WORKS CONSTRUCTION OFF-SITE IMPROVEMENTS, CLARK COUNTY AREA NEVADA", LATEST ISSUE; THE "UNIFORM STANDARD DRAWINGS FOR PUBLIC WORKSCONSTRUCTION, CLARK COUNTY AREA NEVADA", LATEST ISSUE; AND OTHER APPLICABLE APPROVED STANDARDS ISSUED BY THE CONTROLLING AGENCY; ALL LOCAL CITY CODES AND ORDINANCES APPLICABLE.

APPLICANT TO FURNISH AND INSTALL:

EXIST.	NEW	
— —	—	6" PLASTIC CONDUIT, PER NPC U.G. STD. RC-1 AND RC-2. 6" RGS BENDS (90°, 45°) WITH 48" MIN. RADIUS, TAPED OR PVC COATED.
— —	—	4" PLASTIC CONDUIT, PER NPC U.G. STD. RC-1 AND RC-2. 4" PLASTIC CONDUIT BENDS (90°, 45°) WITH 36" MIN. RADIUS. (IF CONDUIT LENGTH IS UNDER 100') 4" RGS BENDS (90°, 45°) WITH 36" MINIMUM RADIUS, TAPED OR PVC COATED. (IF CONDUIT LENGTH IS OVER 100')
		COUPLING FOR 4" OR 6" CONDUITS (AS APPLICABLE).
— —	----	ALL SERVICE CONDUIT – 4" MINIMUM DB60 PVC GRAY (RISER: RGS REQUIRED) WITH 5/32" POLYPROPYLENE PULL LINE WITH A MIN. BREAKING STRENGTH OF 1250 lbs.
		2'-6" X 4' X 4' SPLICE PULLBOX PER NPC U.G. STD. RS-80.
		3' X 7' X 4' PULLBOX PER NPC U.G. STD. RS-82.
		PAD FOR (1) SINGLE PHASE COMMERCIAL TRANSFORMER, PER NPC U.G. STD. RS-19 AND RS-5.
		PAD FOR (2) SINGLE PHASE COMMERCIAL TRANSFORMERS, PER NPC U.G. STD. RS-20 AND RS-5.
		PAD FOR (3) SINGLE PHASE COMMERCIAL TRANSFORMERS, PER NPC U.G. STD. RS-21 AND RS-5.
		PAD FOR (1) THREE PHASE COMMERCIAL TRANSFORMER, PER NPC U.G. STD. RS-35, RS-37, RS-40 OR RS-41, AND RS-5.
		5' X 10'-6" X 7' MANHOLE FOR SWITCH, PER NPC U.G. STD. RS-98, RS-99, RS-100, OR RS-101.
		VEHICLE PROTECTIVE BARRIERS PER NPC U.G. STD. RS-6, WHERE APPLICABLE.

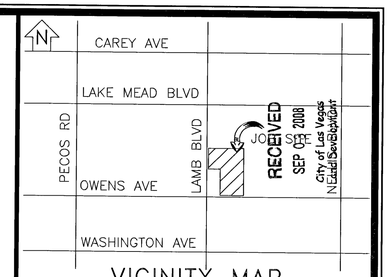

VICINITY MAP

(NOT TO SCALE)

EVERY EFFORT HAS BEEN MADE TO IDENTIFY ALL NPC FACILITIES. THE CUSTOMER SHALL CONFIRM THE EXISTENCE AND LOCATION OF THESE FACILITIES.

AVOID HITTING OVERHEAD POWER LINES. IT'S COSTLY.
CALL BEFORE YOU DO OVERHEAD
CALL 1-702-227-2929

AVOID CUTTING UNDERGROUND UTILITY LINES. IT'S COSTLY.
Call beforeyou Dig.
1-800-227-2600
UNDERGROUND SERVICE (USA)

REVISIONS

NO.	DESCRIPTION	DATE	G.A.

SURVEY

TYPE OF EASEMENT:
- AERIAL ☐
- STANDARD ☐
- R/W-31 ☐
- UNDERGROUND ☐
- AS BUILT UNDERGROUND ☐
- R.O.E./R/W-5-COM ☐
- 3rd PARTY ☐
- UNDERGROUND BY EXHIBIT ☐
- (N-DOT) PERMIT ☐
- (BLM) PERMIT ☐
- RAILROAD-UPRR-PERMIT ☐
- SO. NEVADA WATER PERMIT ☐
- NOT REQUIRED ■
- Misc. Info. ☐

JPA NOTES:
EMBARQ CONTACT: DARLENE SACC
PHONE NUMBER: 244-1713
DATE OF CONTACT: 02/12/2007
___ TO SET NEW POLES
___ TO STAKE NEW POLES
___ TO PROVIDE ___ POLES
___ ___ FT. CLASS ___
___ ___ FT. CLASS ___
___ ___ FT. CLASS ___
___ TO DIG POLE HOLES
___ TO REMOVE EX. POLES
ADD 1/0 TRI RISER TO POLE T23623 NEW U-12623
JPA#: P200700054

NPC INFORMATION:

COORDINATOR: DALENE THARP
PHONE: 657-4308
DESIGNER: BUSTER LOCKE
DCA: N/A
INSPECTOR: 378-3695
STAND BY: 657-4117,657-4116,657-4118
DISTRICT: LAS VEGAS

CUSTOMER INFORMATION:

APPLICANT CC SCHOOL
ENGINEER:
CONTACT: 289-5823
APPROVAL DATE: 02/28/2007

GOVERNMENT INFORMATION:

AGENCY: CLARK COUNTY /CLV- Work done w/o permit
APPROVAL DATE: N/A 9/9/08 LP

NEVADA POWER COMPANY

LAMB & OWENS E.S. #1553

715-171-UTIL

PROJ. ID: 184550	SCALE: 1" = 50'
SHEET #: 1 OF 1	DATE: 01/18/2007

SEP 09 2008 #29793 RUBEN P DIAZ ELEMENTARY SCHOOL (COUNTY)