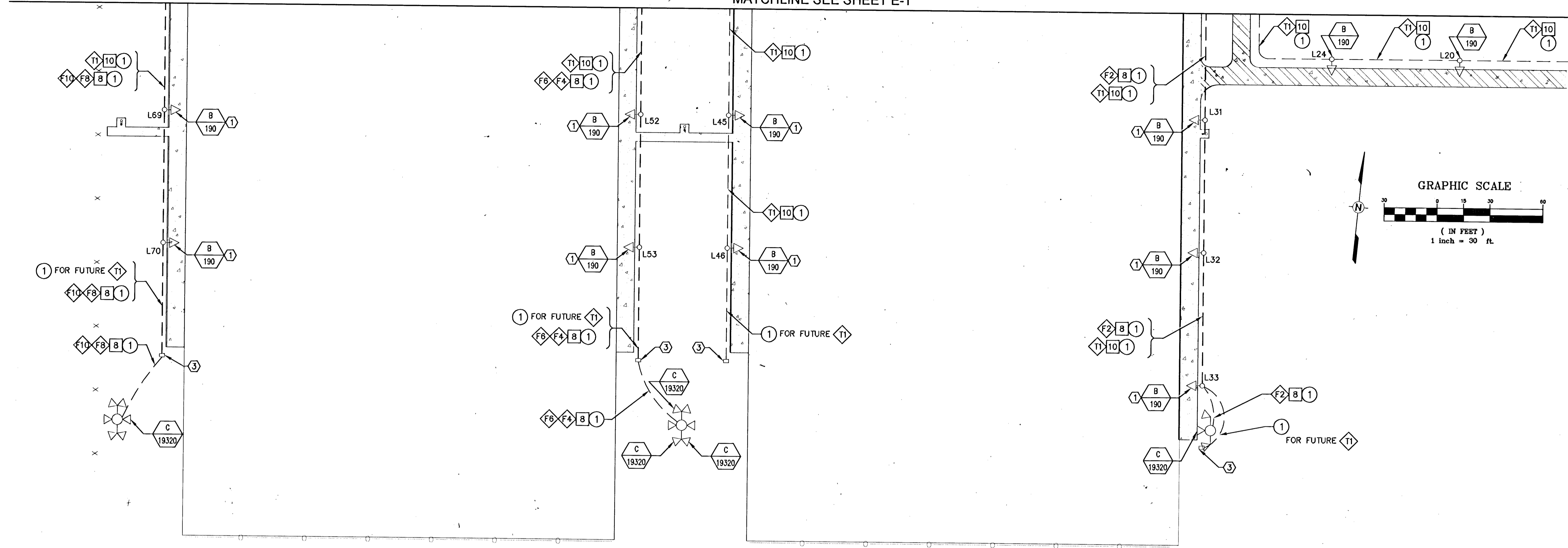


MATCHLINE SEE SHEET E-1




SEE SHEET E-3



REVISIONS  
 CONSULTANT  
**Kimley-Horn and Associates, Inc.**  
 Engineering, Planning, and Environmental Consultants  
 8811 E. Flamingo Road, Suite 210, Las Vegas, NV  
 Ph. (702) 734-4949  
 Fax (702) 734-4949

DURANGO/RILEY PARK PHASE I  
 NE CORNER OF EL CAPITAN AND BRIGHT ANGEL  
 UTILITY AND LIGHTING PLAN



OWNER: CITY OF LAS VEGAS  
 DEPARTMENT OF PUBLIC WORKS  
 ARCHITECTURAL SERVICES

400 EAST STEWART AVENUE  
 LAS VEGAS, NEVADA 89101  
 PHONE: (702) 229-6333  
 FAX: (702) 384-4848  
 TDD: (702) 386-9108

DRAWN	CMP/DYE
FILE	256015E1-3
DATE	APRIL 2008
SCALE	1"=30'
SHEET NO.	07.15341.16
CLV DWG NO.	650.100
	H# 26759

E-2

**LIGHTING CONSTRUCTION NOTES**

- 1 CONNECT LIGHTING CIRCUIT TO POLE BASE. BYPASS ALL OTHER CONDUITS AROUND POLE BASE AS PER DETAIL (E-7)
- 2 INSTALL JRS-80 PULL BOX FOR MAIN DUCTBANK PER DETAIL (E-7)
- 3 INSTALL #3-1/2 PULL BOX PER DETAIL (E-7) TOP OF PULLBOX TO BE FLUSH WITH ADJACENT FINISHED GRADE. COVERS SHALL BE FACTORY IMPRINTED "LIGHTING" OR "ELECTRIC".
- 4 INSTALL MAIN SWITCH BOARD (MSB) PER E-7.
- 5 INSTALL #5 PULL BOX PER DETAIL (E-7) TOP OF PULLBOX TO BE FLUSH WITH ADJACENT FINISHED GRADE. COVERS SHALL BE FACTORY IMPRINTED "LIGHTING" OR "ELECTRIC".
- 6 INSTALL CONDUIT AS PER NEVADA POWER COMPANY (NPC) STANDARDS. NOTIFY NPC PRIOR TO BACKFILLING TRENCH.
- 7 INSTALL #7 PULL BOX PER DETAIL (E-7) TOP OF PULLBOX TO BE FLUSH WITH ADJACENT FINISHED GRADE. COVERS SHALL BE FACTORY IMPRINTED "LIGHTING" OR "ELECTRIC".
- 8 INSTALL PHOTOCELL ON TOP OF LIGHT FIXTURE WHERE SHOWN, SEE SHEET E-6.
- 9 IF ALTERNATE 1 IS ACCEPTED - INSTALL FEEDER 'A' AS SHOWN, IF ALTERNATE 1 IS NOT ACCEPTED INSTALL FEEDER 'H' IN THIS CONDUIT INSTEAD.
- 10 STUB OUT CONDUIT AND CAP FOR FUTURE SCOREBOARD.

**STREET LIGHTING RELOCATION NOTES**

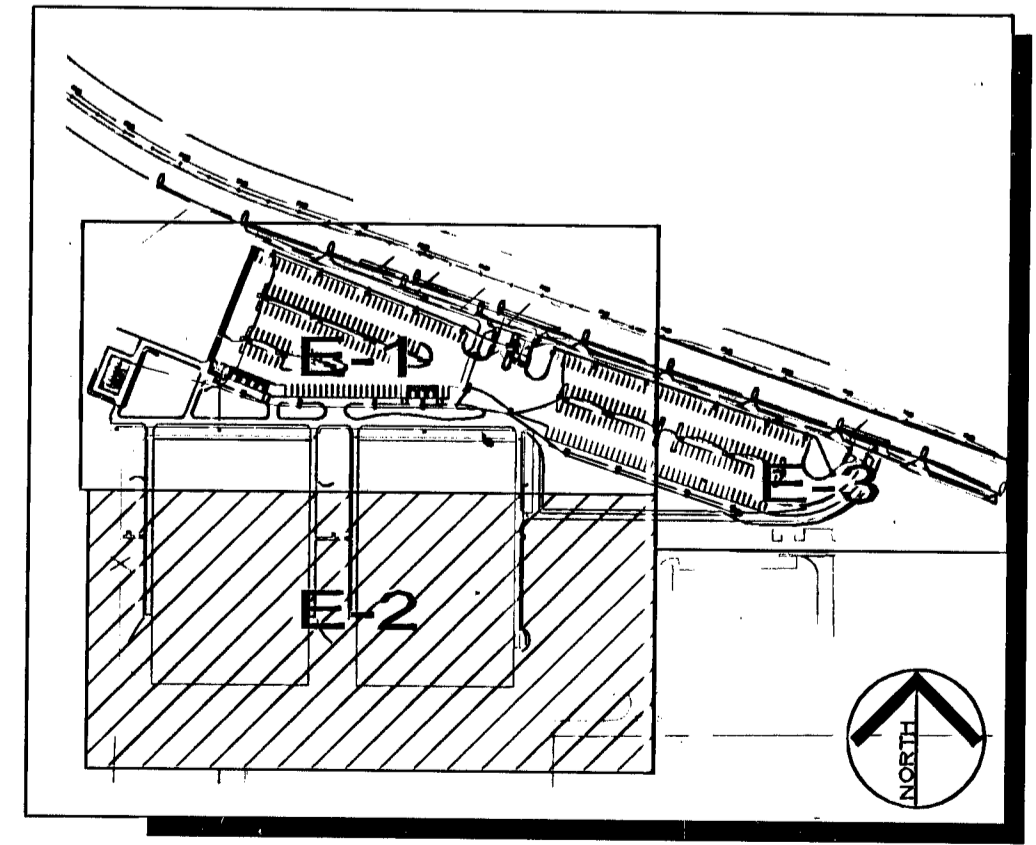
- 1 INTERCEPT EXISTING STREET LIGHT CIRCUIT AND RE-ROUTE TO NEW LIGHT LOCATION
- 2 REMOVE AND SALVAGE TO THE CITY OF LAS VEGAS (CLV) THE EXISTING STREET LIGHT POLE 8 FT. ARM, SEE SHEET E-5 FOR STREET LIGHT COORDINATES. SEE NOTE ON THIS SHEET FOR DELIVERY REQUIREMENTS. SALVAGE EXISTING LUMINAIRE AND POLE TO BE RELOCATED WITH NEW POLE ARM. REMOVE EXISTING POLE FOUNDATION TO 24" BELOW FINISHED GRADE.
- 3 REMOVE EXISTING STREET LIGHTING CIRCUIT (2 #4 THW & 1 #8 THW GND) BACK TO INTERCEPTING EXISTING STREET LIGHT. SALVAGE REMOVED WIRE TO CLV. ABANDON CONDUIT IN PLACE.
- 4 RE-ROUTE EXISTING STREET LIGHT CIRCUIT AS SHOWN. INTERCEPT EXISTING CONDUIT AT STREET LIGHT, OFFSET WITH 45° FITTINGS. FIELD SWEEP AND MAINTAIN NEW 2" CONDUIT UNDER SIDEWALK WHEREVER POSSIBLE.
- 5 RELOCATE EXISTING LUMINAIRE AND POLE WITH NEW 10 FOOT ARM FOR BUS TURN OUT LANE, SEE SHEET E-5 FOR COORDINATES. INSTALL NEW FOUNDATION, SEE DETAIL 2/E-7.

**NOTE:**  
 ALL STREETLIGHT EQUIPMENT AND MATERIAL THAT IS TO BE SALVAGED TO CLV SHALL BE RETURNED TO THE CLV YARDS AT 3104 E. BONANZA ROAD. PROVIDE 24 HOUR NOTICE PRIOR TO DELIVERY. CALL 702-229-3661 TO SCHEDULE DELIVERY TIME. CONTRACTOR MUST HAVE A MEANS TO UNLOAD EQUIPMENT. CONTRACTOR SHALL BE RESPONSIBLE FOR ANY DAMAGE TO EQUIPMENT AND MATERIALS INCURRED IN THIS PROCESS.

**SYMBOL LEGEND**

- ◇ FEEDER SYMBOL, SEE FEEDER SCHEDULE ON SHEET E-5
- GROUND SYMBOL, SEE GROUND SCHEDULE ON SHEET E-5
- CONDUIT SYMBOL, SEE CONDUIT SCHEDULE ON SHEET E-5
- ⬡ LIGHT FIXTURE SYMBOL, SEE LIGHT FIXTURE SCHEDULE ON SHEET E-5

**GENERAL NOTE:**  
 SEE LIGHT SCHEDULE ON SHEET E-5 FOR COORDINATES OF LIGHT FIXTURES.



KEY MAP  
 NOT TO SCALE

111486

Apr. 29, 2008 1:08pm USER: cory.peterman  
 R: W:\dms - Projects\256015-Durango Riley Park\CAD\256015E1-3.dwg



**SAFETY ALERT**  
 Call Before You Overhead  
 1-702-227-2929



DRAWING IS THE PROPERTY OF THE DESIGN PROFESSIONAL. NOISE, STAMP OF CERTIFICATION, APPROVAL OF THE DESIGN AND SPECIFICATIONS APPEAR ON THE DRAWING AND SPECIFICATIONS MAY BE USED OR REPRODUCED IN WHOLE OR IN PART WITHOUT WRITTEN CONSENT OF THE DESIGN PROFESSIONAL.