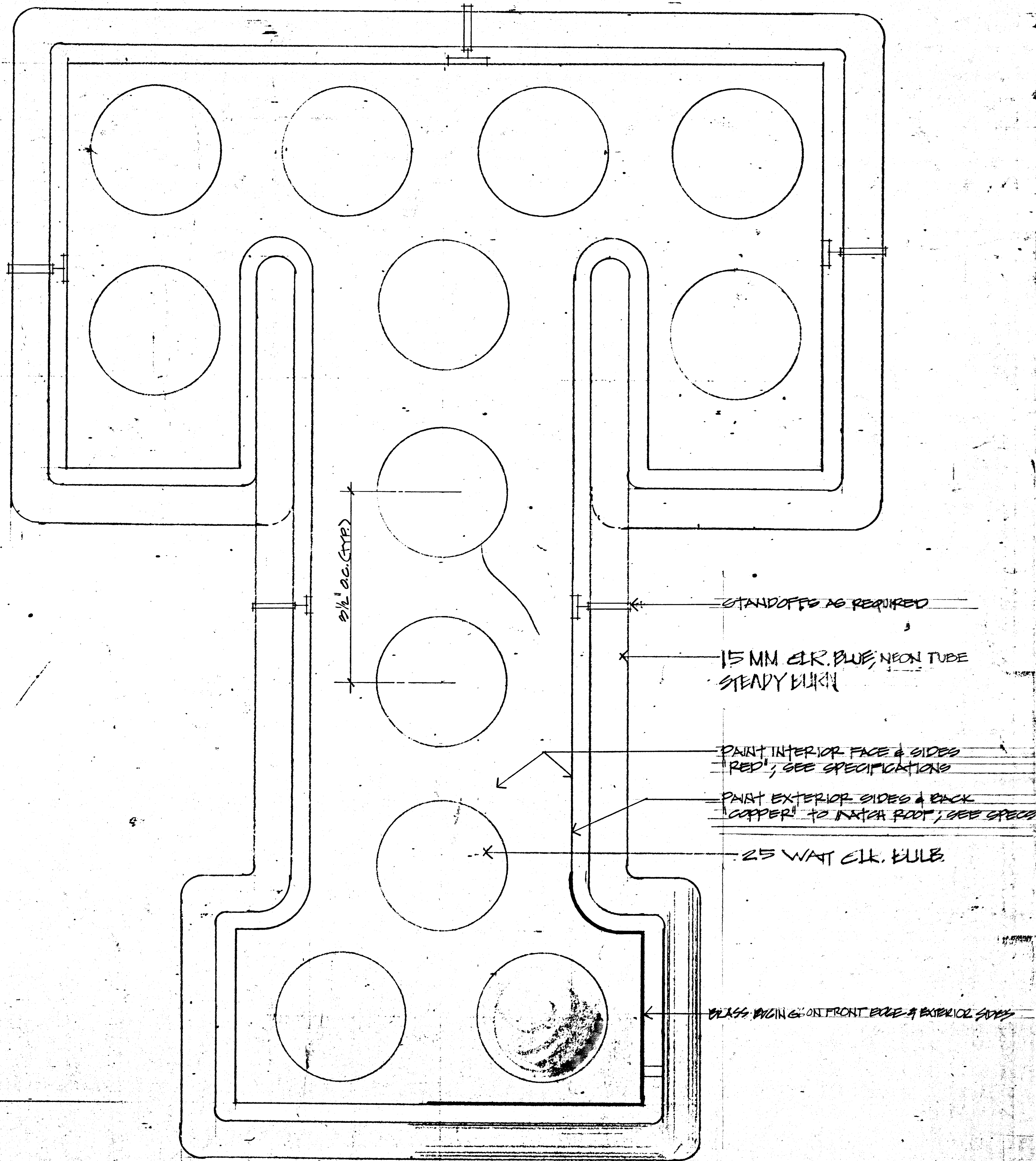
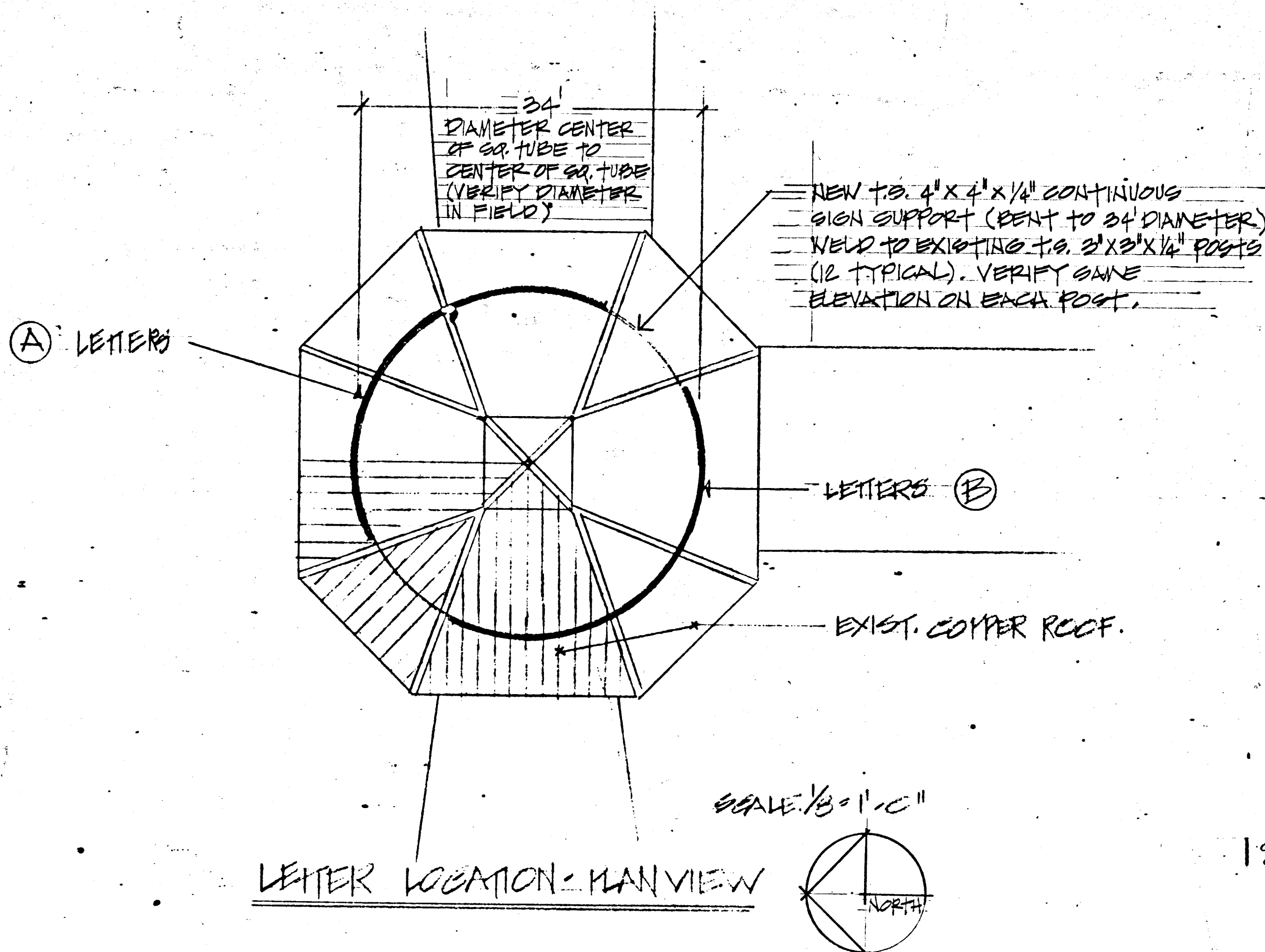


36'-3"
STRETCH-OUT DIMENSION

DOWNTOWN TRANSPORTATION CENTER

SCALE 3/4" = 1'-0"

(A) & (B) 2 SETS BULB FILLED NEON OUTLINE BOX CHANNEL LTR.
MOUNT TO T.S. BENT TO RADIUS BY WELDING &/OR CLIPS AS REQUIRED
ALL LTR. HHT. RED INHLE; SEE SPECIFICATIONS
EDGING & LTR. BACKS HHT. COPPER TO MATCH EXISTING ROOF; SEE SPECIFICATIONS
INHLE LTR. ILLUM. W/ 25 WAT CLK. BULBS, STEADY ON, OUTLINE LTR. W/ STEADY BURN
OUTLINE CLR. NEON 15 M.M. LTR. MOUNTED ON T.S. BENT TO RADIUS; PAINT TO MATCH EXISTING ROOF



NOTE:
INDIVIDUAL ILLUM. LETTERS SHALL BE INSTALLED USING FIRE PROOF MATERIALS OF AN APPROVED TYPE. SUPPLY HIGH TENSION CONDUCTORS SHALL BE INSIDE OF CONDUIT OR FLEX CONDUIT WHICH WILL BE CONNECTED FROM LTR. TO LTR. WITH THE CONNECTORS FASTENED ON THE LETTERS & THE TRANSFORMER BOX.


ELECTRIC LOAD TO BE SUPPLIED BY CONTRACTOR AND APPROVED BY BUILDING AND SAFETY.

CONTRACTOR TO PROVIDE PHOTO CELL AS REQUIRED TO OPERATE ALL LETTERS.

LETTER FACE

TYPICAL BOX CHANNEL LETTER SECTION (A)

NOT TO SCALE



City of Las Vegas, Nevada
Department of Design and Development
Thomas B. Graham, AICP, RIA, Director

DOWNTOWN TRANSPORTATION CENTER SIGN

PLAN & DETAILS

PROJECT NO.
DRAWING NO.
590-2L
SHEET 1 OF 1