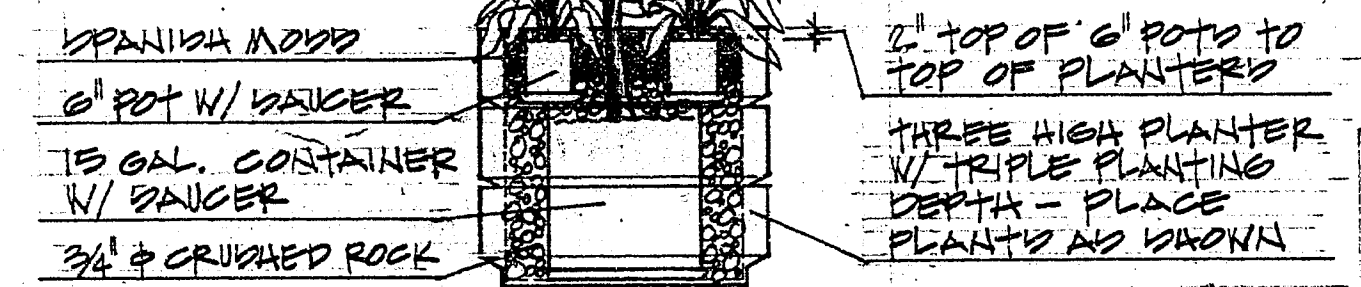
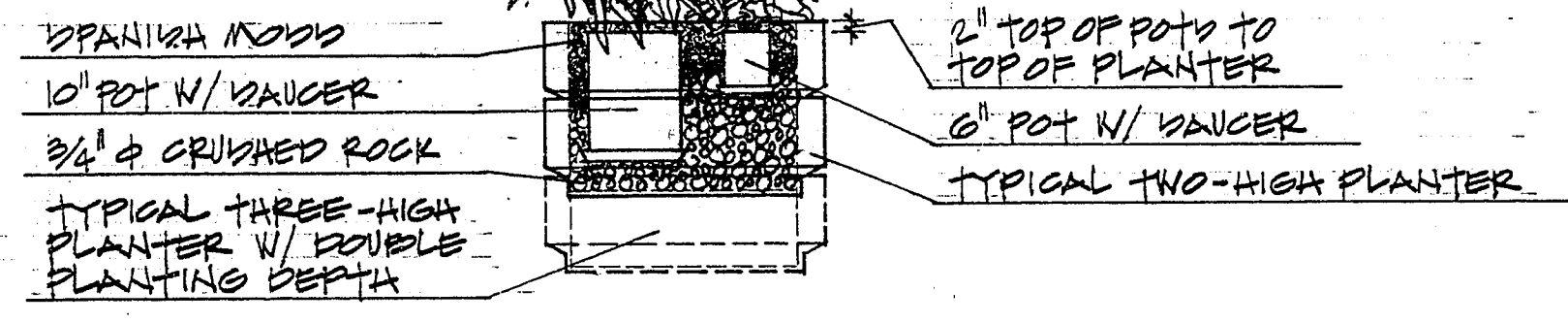


NOTES:

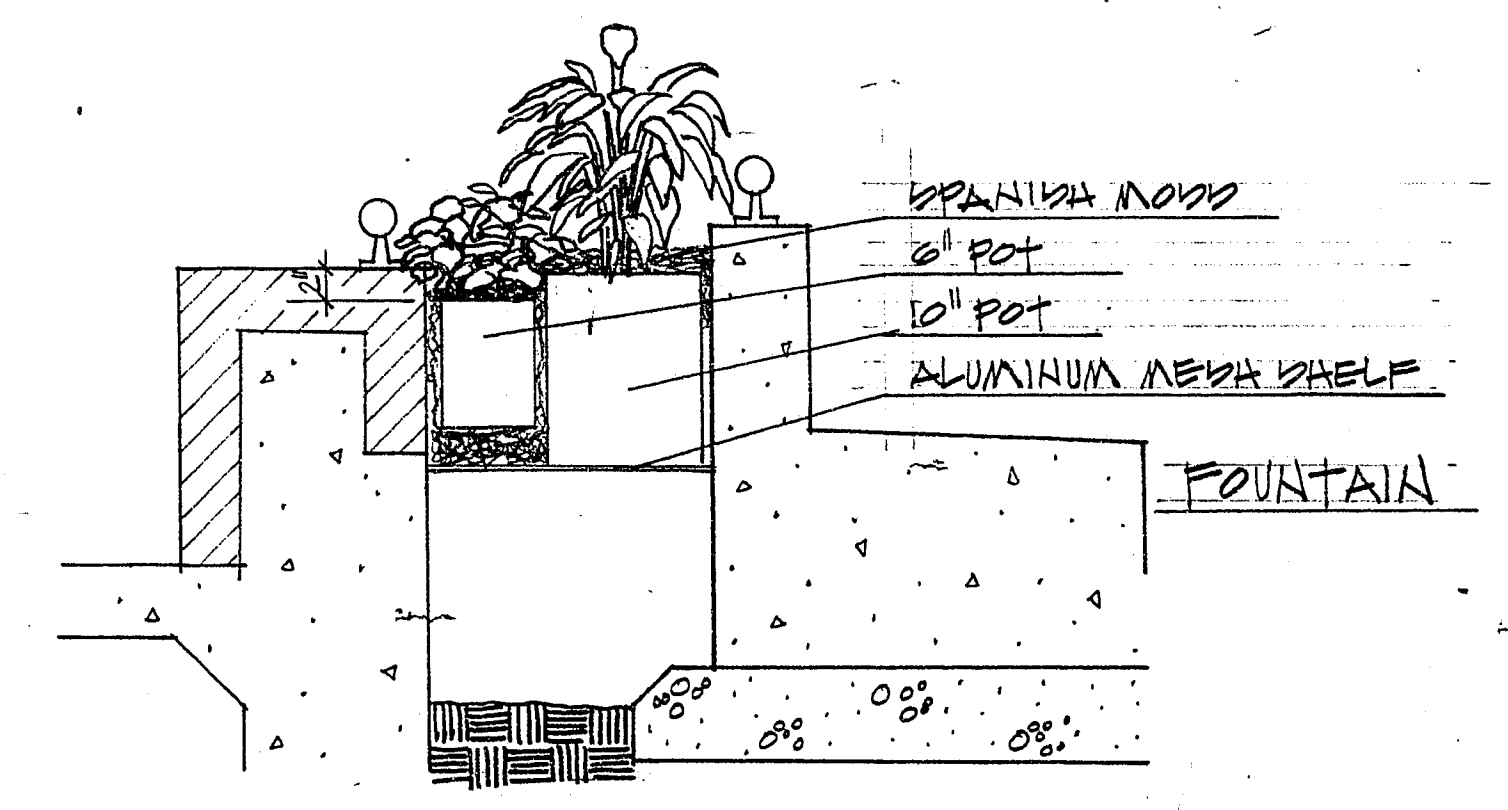
ALL POTS, CONTAINERS, & SAUCERS SHALL BE PLACED LEVEL SUCH THAT WATER WILL NOT SPILL FROM SAUCERS UNTIL THEY ARE COMPLETELY FULL.



15 GAL. & 6" POTS IN TYPICAL TRIPLE PLANTING DEPTH FURNITURE PLANTER
 BID GROUP #3, BASE BID NO SCALE

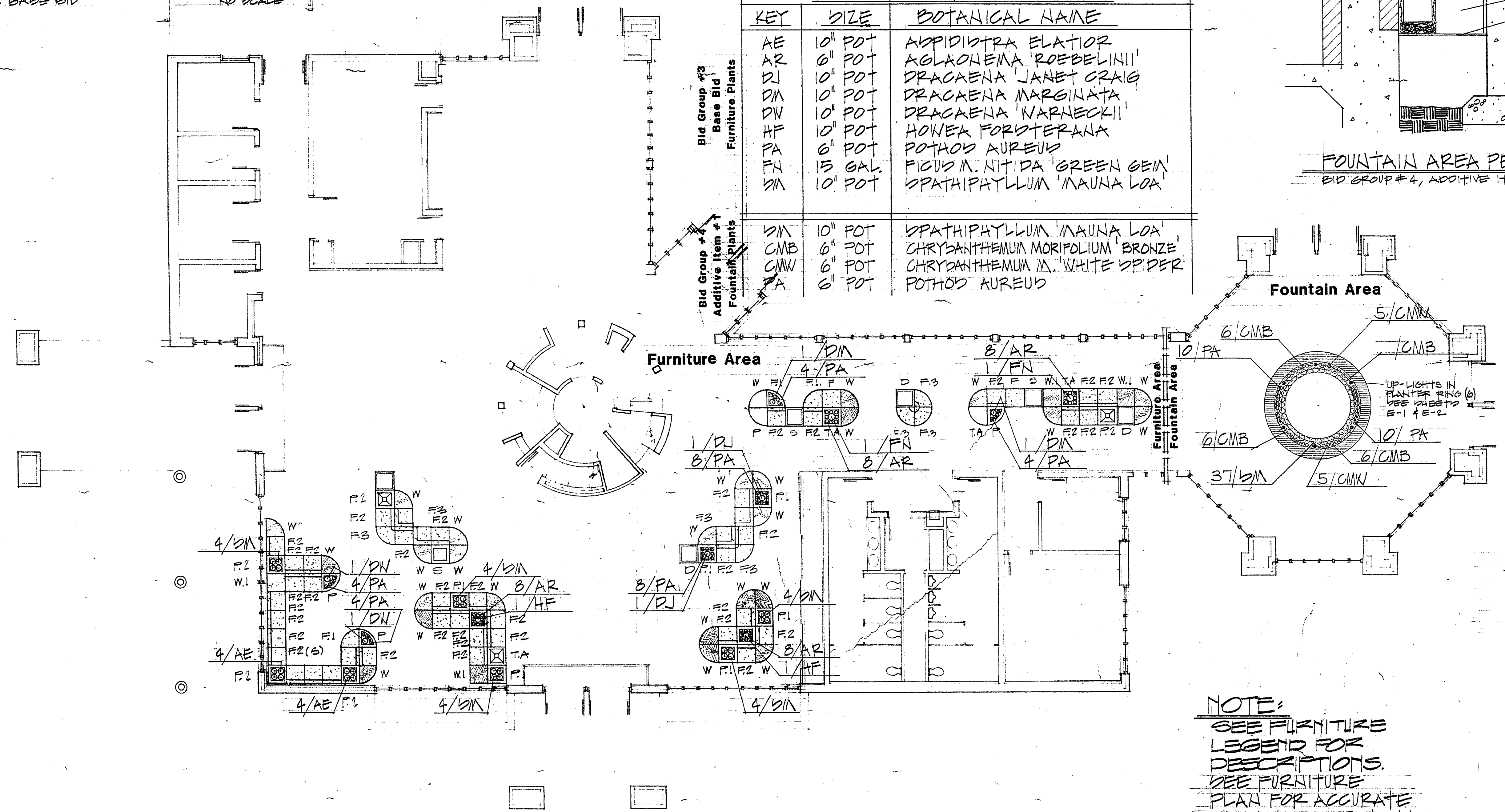


6" & 10" POTS IN TYPICAL FURNITURE PLANTER
 BID GROUP #3, BASE BID NO SCALE



FOUNTAIN AREA PERIMETER PLANTER
 BID GROUP #4, ADDITIVE ITEM #1 1/8"=1'-0"

LIVE PLANT SCHEDULE		
KEY	SIZE	BOTANICAL NAME
AE	10" POT	APPIDIOTRA ELATOR
AR	6" POT	AGLAONEMA 'ROEBELINII'
DJ	10" POT	DRACAENA 'JANET CRAIG'
DM	10" POT	DRACAENA 'MARGINATA'
DN	10" POT	DRACAENA 'NARNECKII'
HF	10" POT	HONEA FORTITERANA
PA	6" POT	POTHOS AUREUS
PH	15 GAL.	FIGUS M. NITIDA 'GREEN GEM'
PM	10" POT	SPATHIPHYLLUM 'MAUNA LOA'
PM	10" POT	SPATHIPHYLLUM 'MAUNA LOA'
CMB	6" POT	CHRYSANTHEMUM MORIFOLIUM 'BRONZE'
CNW	6" POT	CHRYSANTHEMUM M. 'WHITE SPIDER'
PA	6" POT	POTHOS AUREUS



PLANTING PLAN/ INTERIOR PLANTERS 1/8"=1'-0"

NOTE:
 SEE FURNITURE LEGEND FOR DESCRIPTIONS.
 SEE FURNITURE PLAN FOR ACCURATE CODE TO COMPONENTS.
 PLANTER POSITIONS SHOWN ABOVE ARE ACCURATE.

NOTE:
 FURNITURE AREA PLANTING IS WITHIN BID GROUP 3, BASE BID.
 FOUNTAIN AREA PLANTING IS WITHIN BID GROUP 4, ADDITIVE ITEM NO. 1.