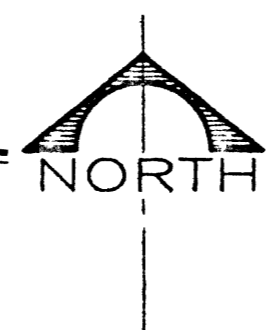


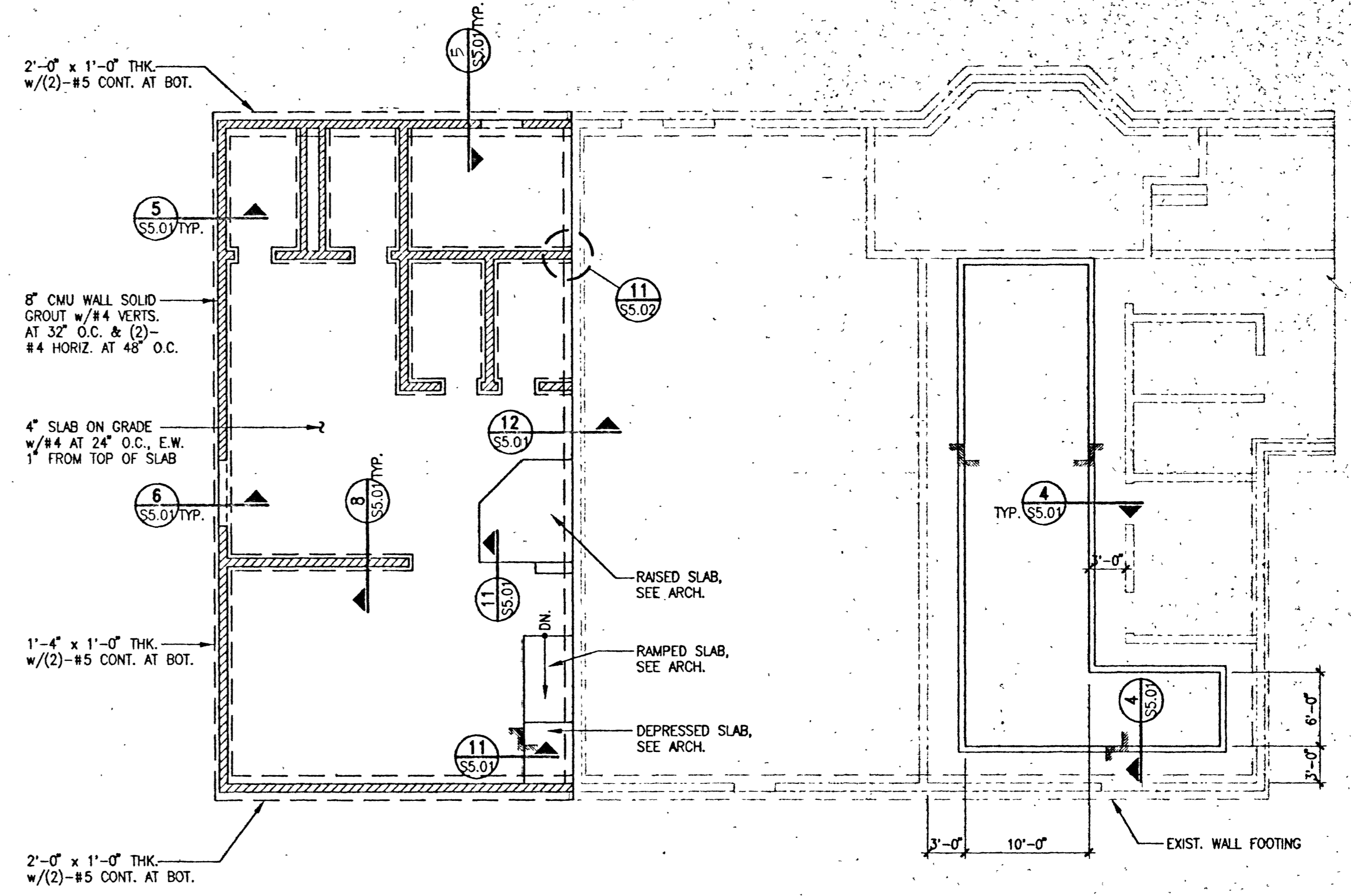
ROOF FRAMING PLAN

SCALE : 1/8" = 1'-0"



ROOF FRAMING NOTES

- FOR BEARING PLATE ELEVATION OF STEEL JOISTS SEE ARCH.
- ROOF SHALL BE 1 1/2"x20 GA. TYPE "B" VERRCO GALVANIZED STEEL DECK U.N.O.
WELD DECK USING 1/2" DIA. NET EFFECTIVE PUDDLE WELDS:
a. PERPENDICULAR BEARINGS . . . (2) WELDS PER SHT.
b. PARALLEL BEARINGS 18" O.C.
c. SEAMS BUTT PUNCH SIDE SEAMS AT 12" O.C.
- FOR OPENINGS IN STEEL DECK SEE DETS. 3,4 & 5 ON DWG. S5.03.
- SEE MECHANICAL DRAWINGS FOR ROOF MOUNTED MECHANICAL UNITS & OPENING LOCATIONS.
- EXACT LOCATION OF MECHANICAL UNITS & LOADS TO BE COORDINATED w/ MECHANICAL DRAWINGS.
- FOR TOP OF MASONARY ELEVATIONS, SEE ARCH.



FOUNDATION PLAN

SCALE : 1/8" = 1'-0"




FOUNDATION NOTES:

- FINISHED FLOOR REF. ELEV. = 100'-0" UNLESS NOTED ON PLAN.
- SLAB ON GRADE TO BE 4" THK. w/#4 AT 24" O.C., E.W. 1" FROM TOP OF SLAB.
- TOP OF FOOTING ELEV.=98'-8" U.N.O. SEE SECTIONS & DETAILS. SEE ALSO CIVIL DWGS.
- FOR SLAB CONSTRUCTION SEE DETAILS 9, 10 & 11 ON DWG S5.01. SEE ARCH. DRAWINGS FOR SLAB SLOPES, DEPRESSIONS, CURBS, HOUSEKEEPING PADS AND DIMENSIONS NOT SHOWN HERE.
- FOR TYP. CMU CONSTRUCTION DETAILS SEE DETS. 1 THRU 6 ON DWG. S5.02.
- SEE DET. 10 ON S5.02 FOR INFILL OF EXIST. CMU WALL OPENINGS.

REVISION	DESCRIPTION	DATE
1	RECORD DRAWING	

WAYNE SCHREINER AIA
THOMAS M. SILVA AIA

1325 WEST OAKLEY BLVD.
LAS VEGAS, NV 89102
(702) 383-0077
FAX (702) 383-0087



Sheet Title	FOUNDATION & ROOF FRAMING PLANS
Job Title	CITY OF LAS VEGAS DETENTION VISITORS CENTER
Job No.	980602.0
Date	03/17/99

BENNETT & JIMENEZ INC.
STRUCTURAL ENGINEERS
B&J Job No. 81104
2481 N. Decatur Blvd., Suite B Phone (702) 631-0200
Las Vegas, NV 89108 FAX (702) 631-0206

Drawn By	SDS
Checked	RRB
Sheet	S1.01
	23 of 36 2 of 5

Any use or reproduction of this document or the attached drawings, or the use of the design approach, ideas or concepts described in this document and the attached drawings, in whole or in part, by any means whatsoever is strictly prohibited except by the selection of HSA Architects, Inc. as the Architect of Record for the Project, and with the specific written consent of HSA Architects, Inc., a Nevada Corporation.
COPYRIGHT 1999, HSA ARCHITECTS, INC.

8100AS1_01 PLOTTED BY: HEDI DATE: 03/19/99 TIME: 16:08 SCALE FACTOR: 1=96 PLOTID: APL0T

38400

513-555d