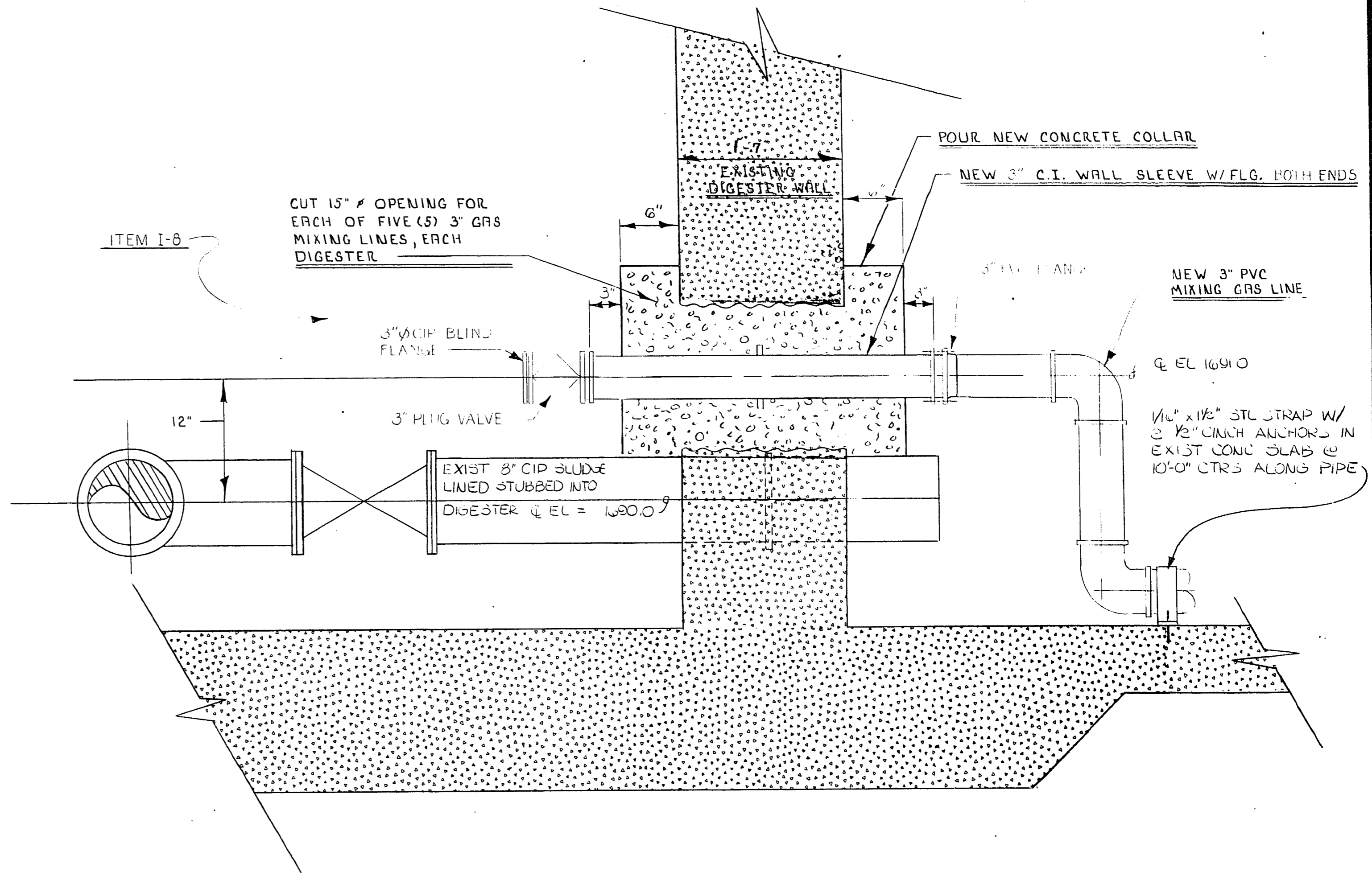
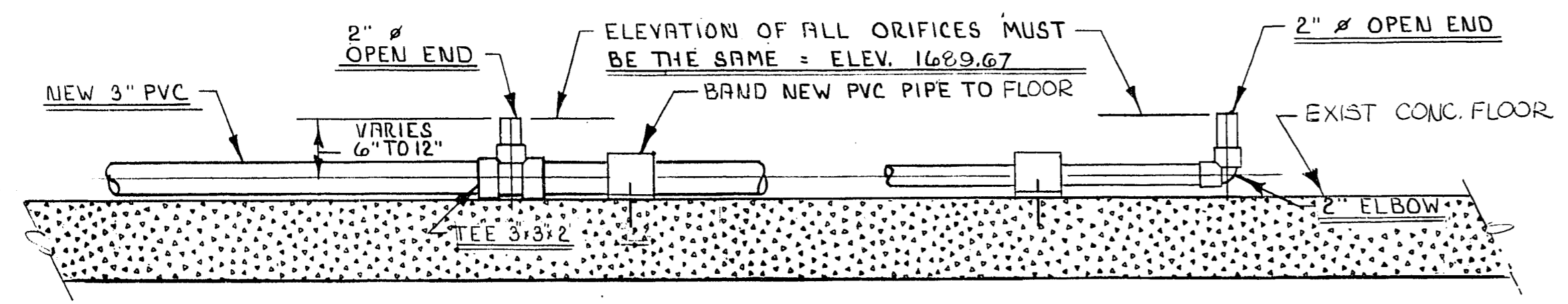


PLAN OF NEW GAS MIXING PIPING IN EXISTING DIGESTERS 1, 2 AND 3  
NO SCALE




SECTION THROUGH DIGESTER WALL SHOWING ENTRY OF NEW GAS MIXING LINES (5 EA. REQUIRED FOR DIGESTERS 1, 2 & 3)  
NO SCALE



SECTION SHOWING GAS DISCHARGE ORIFICES (10 PER DIGESTER) IN DIGESTERS 1, 2 & 3  
NO SCALE

NO.	BY	REVISION	DATE
3	WJO	AS BUILT	8-11-82
2	WFO	CHANGE ORDER #2	11-21-80
1	WFO	BULLETIN #1 FOR PRICING	11-3-80



Designed RLC  
 Drawn R. J. [Signature]  
 Checked RLC  
 Approved [Signature]  
 PROJECT NO. 396  
 DATE AUG. 9-1980



**CULP/WESNER/CULP**  
 EL DORADO HILLS, CALIFORNIA  
 SANTA ANA, CALIFORNIA

CITY OF LAS VEGAS, NEVADA  
 WASTEWATER TREATMENT PLANT  
 EXPANSION - CONTRACT NO. 5  
 MODIFICATION OF  
 SECONDARY SETTLING BASINS,  
 DIGESTERS, LABORATORY  
 AND CHLORINATION FACILITIES

PLAN & DETAILS OF DIGESTER  
 GAS PIPING FOR MIXING  
 ADDENDUM NO. 2

311.5C  
 SHEET  
**40**  
 OF 40

CONFORMS TO CONSTRUCTION RECORDS