before you dig.

1-800-227-2600

BAYSIDE NO. 1

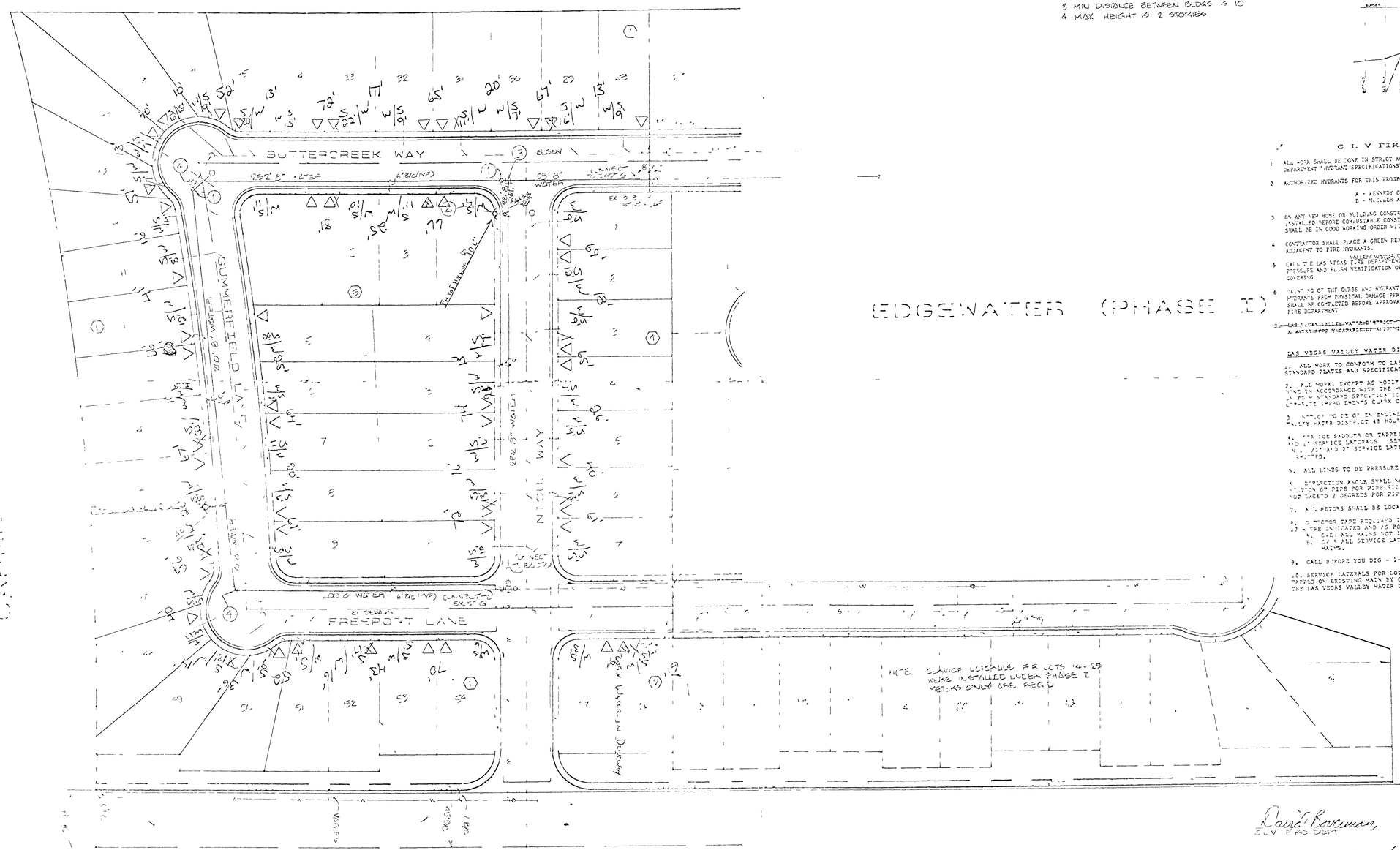

WATER ESTIMATE

3" VALVE	2 EA
[illegible] HYDRANT VALVE & BOXES	2 EA
[illegible]	1 EA
[illegible]	2 EA
METERS ONLY (14-29 PHI)	16 EA
SERVICE & METER	30 EA
[illegible] PVC	1797 LF±

LEGEND

- FIRE HYDRANT ASSEMBLY
- 8" WATER MAIN & GATE VALVE
- FIRE ONLY LOCATION

FIRE DEPT NOTES

1. FIRE FLOW REQUIRED IS 1500 GPM @ 20 PSI RESIDUAL WITHIN 500' OF ALL BLDGS
2. TYPE V CONSTRUCTION
3. MIN DISTANCE BETWEEN BLDGS IS 10
4. MAX HEIGHT IS 2 STORIES

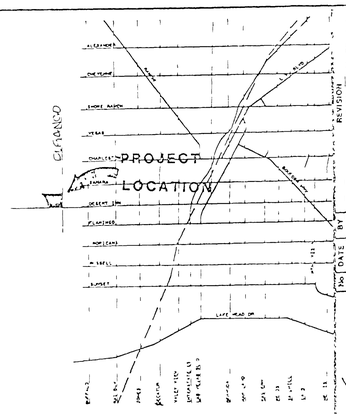

VICINITY MAP

C L V FIRE DEPT. NOTES

1. ALL WORK SHALL BE DONE IN STRICT ACCORDANCE WITH THE CITY OF LAS VEGAS FIRE DEPARTMENT "HYDRANT SPECIFICATIONS" AND HYDRANT INSTALLATION SPECIFICATIONS.
2. AUTHORIZED HYDRANTS FOR THIS PROJECT ARE
   A - KENNEDY GUARDIAN
   B - MUELLER A-423 CENTURIAN
3. ON ANY NEW HOME OR BUILDING CONSTRUCTION, ACCESSIBLE FIRE HYDRANTS SHALL BE INSTALLED BEFORE COMBUSTIBLE CONSTRUCTION COMMENCES AND SAID FIRE HYDRANTS SHALL BE IN GOOD WORKING ORDER WITH AN ADEQUATE WATER SUPPLY.
4. CONTRACTOR SHALL PLACE A GREEN REFLECTIVE MARKER AT CENTERLINE OF STREET ADJACENT TO FIRE HYDRANTS.
5. CALL THE LAS VEGAS FIRE DEPARTMENT AT 383-2888 FOR UNDERGROUND INSPECTION, PRESSURE AND FLUSH VERIFICATION OF ALL FIRE HYDRANTS AND FIRE LINES BEFORE COVERING.
6. PAINTING OF THE CURBS AND HYDRANT AND ANY WORK NECESSARY FOR PROTECTION OF HYDRANTS FROM PHYSICAL DAMAGE PER THE HYDRANT INSTALLATION SPECIFICATIONS SHALL BE COMPLETED BEFORE APPROVAL OF THE HYDRANTS BY THE CITY OF LAS VEGAS FIRE DEPARTMENT.
7. ~~LAS VEGAS VALLEY WATER DISTRICT TO INSPECT WHEN HYDRANTS ARE CONNECTED TO A WATER MAIN CAPABLE OF SUPPLYING THE REQUIRED FIRE FLOW.~~

LAS VEGAS VALLEY WATER DISTRICT NOTES

1. ALL WORK TO CONFORM TO LAS VEGAS VALLEY WATER DISTRICT LATEST STANDARD PLATES AND SPECIFICATIONS.
2. ALL WORK, EXCEPT AS MODIFIED HEREON OR BY NOTE NO. 1, SHALL BE DONE IN ACCORDANCE WITH THE MOST CURRENT DRAFT OR EDITION OF THE UNIFORM STANDARD SPECIFICATIONS FOR PUBLIC CONSTRUCTION CONTROLLING IN THE CLARK COUNTY AREA.
3. NOTIFY THE CITY OF LAS VEGAS ENGINEERING DEPARTMENT OR THE LAS VEGAS VALLEY WATER DISTRICT 48 HOURS PRIOR TO ACTUAL CONSTRUCTION.
4. SERVICE SADDLES OR TAPPED COLLARS WILL BE REQUIRED ON ALL 3/4" AND 1" SERVICE LATERALS. SERVICE SADDLES ONLY WILL BE PERMITTED ON 1½" AND 2" SERVICE LATERALS. DOUBLE TAPPED COLLARS ARE NOT PERMITTED.
5. ALL LINES TO BE PRESSURE TESTED TO 200 PSI.
6. DEFLECTION ANGLE SHALL NOT EXCEED 2 1/2 DEGREES PER 13 FOOT LENGTH OF PIPE FOR PIPE SIZES SMALLER THAN 16" CLASS AND 5 ALL NOT EXCEED 2 DEGREES FOR PIPE SIZES BETWEEN 14" AND 16".
7. ALL METERS SHALL BE LOCATED OUTSIDE OF DRIVEWAYS.
8. 3 METER BOXES REQUIRED IN ACCORDANCE WITH STANDARD PLATE NO.
9. PIPE INDICATED AND AS FOLLOWS:
   A. CAP ALL MAINS NOT INSTALLED AT 6 FEET FROM BACK OF CURB
   B. CAP ALL SERVICE LATERALS NOT INSTALLED AT RIGHT ANGLES TO MAINS.
9. CALL BEFORE YOU DIG - 1-800-227-2600.
10. SERVICE LATERALS FOR LOTS _____ TO BE TAPPED ON EXISTING MAIN BY OWNER'S CONTRACTOR UNDER DIRECTION OF THE LAS VEGAS VALLEY WATER DISTRICT.

David Bowman, 2/29/88
CLV FIRE DEPT — DATE

Leanne M. Miller 11/8/88
LVVWD — DATE

EXISTING UTILITIES ARE LOCATED ON PLANS FOR THE CONVENIENCE OF THE CONTRACTOR ONLY. THE ENGINEER BEARS NO RESPONSIBILITY FOR THE LOCATION OF UTILITIES SHOWN OR NOT SHOWN ON THE PLANS. THE CONTRACTOR SHALL NOTIFY ALL UTILITY COMPANIES BEFORE STARTING CONSTRUCTION AND IT SHALL BE THE RESPONSIBILITY OF THE CONTRACTOR TO VERIFY THE LOCATION OF ALL UTILITIES WITH THE UTILITY COMPANIES.

REV	DATE	BY	REVISION
1	10/31/88		REGRADED FOR PARTIAL PER CLV

3/24/88

SOUTHWEST ENGINEERING
LAND PLANNING • MAPPING • DEVELOPMENT
1 2 5 RANCHO BLVD-STE. 1 LAS VEGAS NEVADA 89107
(702) 363-1100

TITLE: MASTER WATER PLAN
PROJECT: PHASE 2 EDGEWATER

WO No 871002
BY ADRIANA
DATE 2/88
SCALE 1" = 40'
SHEET 7 OF 9 SHEETS

5805

6-9-11 "As Built Water & Sewer" 307Y-4000-2

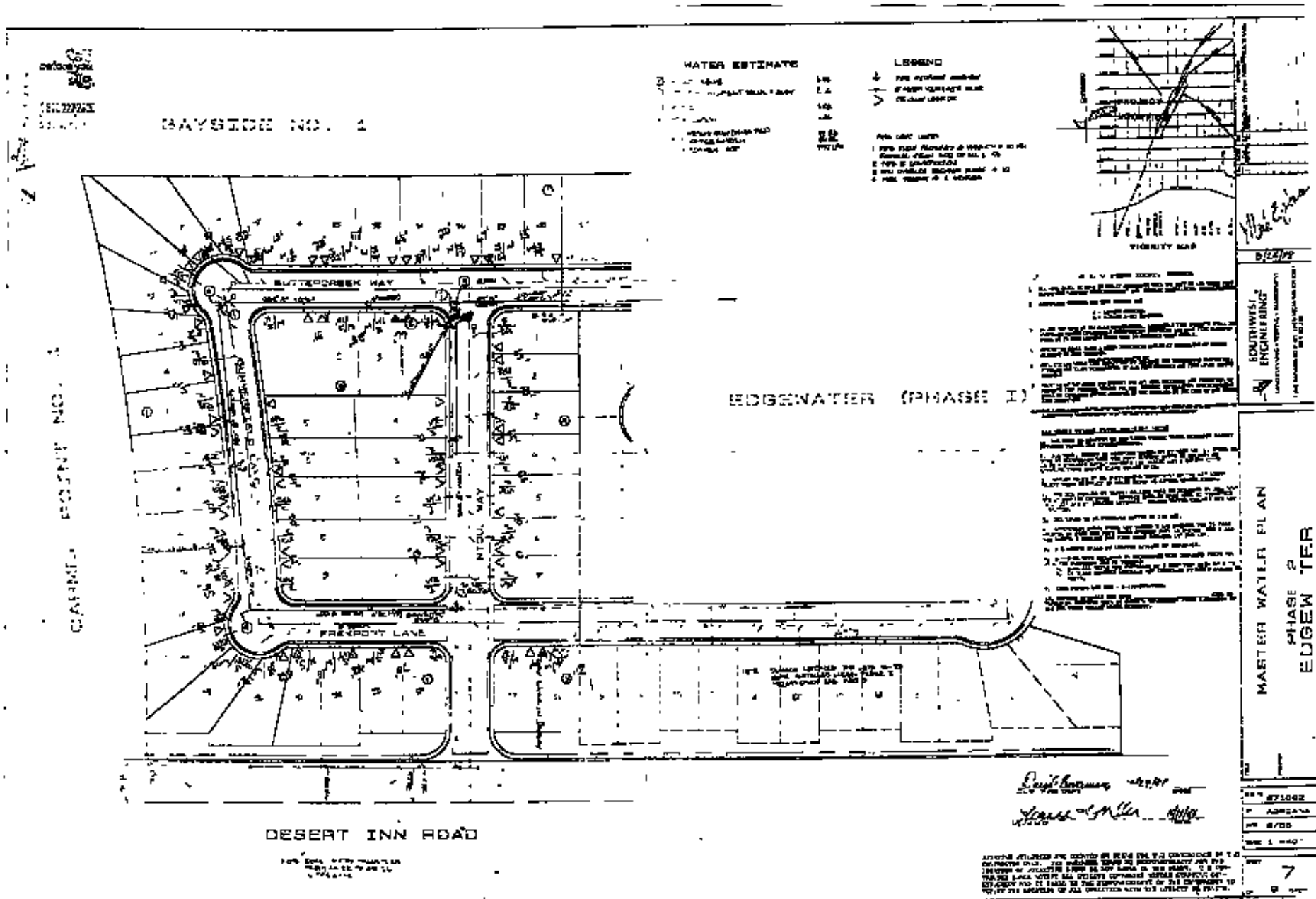
WATER ESTIMATE
LEGEND
BAYSIDE NO. 4
BUTTERCREEK WAY
EDGEWATER (PHASE I)
FREEPORT LANE
DESERT INN ROAD
VICINITY MAP
SOUTHWEST ENGINEERING
MASTER WATER PLAN
PHASE 2
EDGEWATER
7