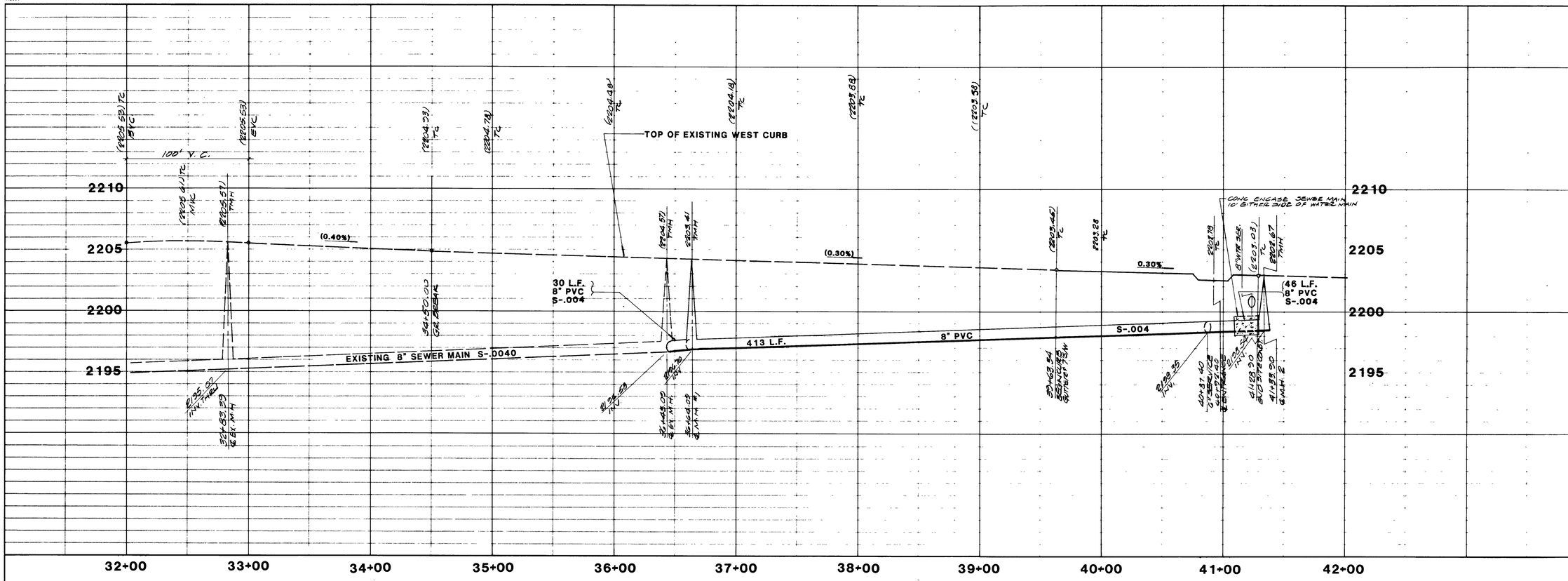

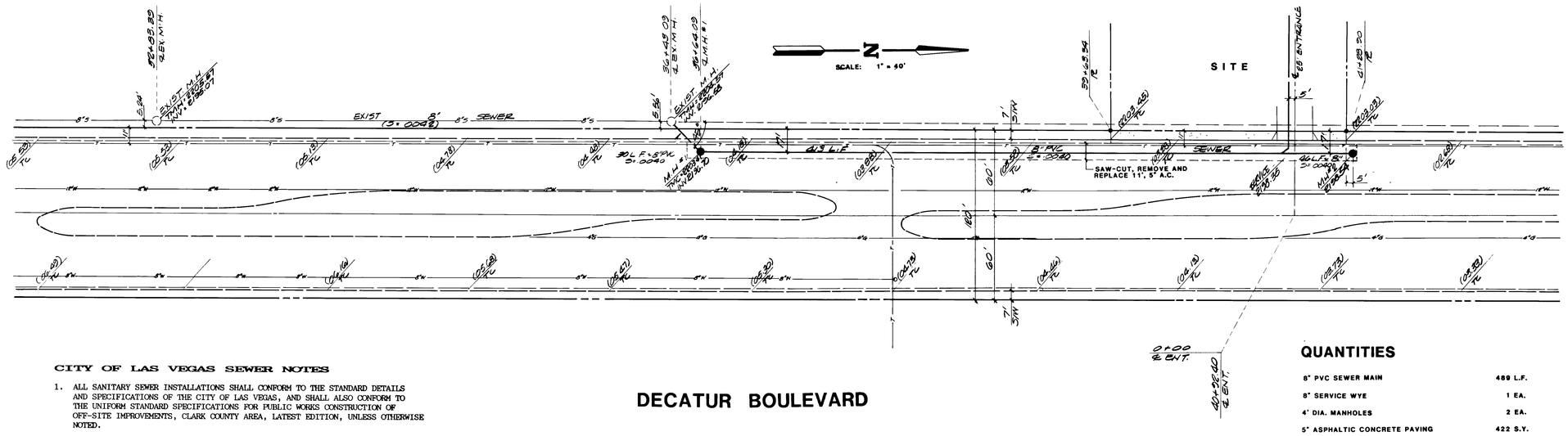

CITY OF LAS VEGAS SEWER NOTES

1. ALL SANITARY SEWER INSTALLATIONS SHALL CONFORM TO THE STANDARD DETAILS AND SPECIFICATIONS OF THE CITY OF LAS VEGAS, AND SHALL ALSO CONFORM TO THE UNIFORM STANDARD SPECIFICATIONS FOR PUBLIC WORKS CONSTRUCTION OF OFF-SITE IMPROVEMENTS, CLARK COUNTY AREA, LATEST EDITION, UNLESS OTHERWISE NOTED.
2. CHISEL "S" OR "G" IN CURBS WHERE SEWER OR GAS LATERALS PASS UNDER THE CURB.
3. POLYVINYL CHLORIDE (PVC) SEWER PIPE SHALL MEET ASTM D-3034 SDR 35 SPECIFICATIONS, AND INSTALLED WITH SAND BEDDING AND BACKFILL OR TYPE II GRAVEL.
4. ALL MANHOLES IN PAVED STREETS 80' R/W AND LARGER, SHALL HAVE CONCRETE COLLARS.
5. TEE SADDLES SHALL BE USED TO CONNECT SEWER LATERALS TO EXISTING MAIN LINES UP TO 12" DIA. SIZE. CONNECTIONS TO 15" OR LARGER MAINS SHALL REQUIRE SPECIAL PROCEDURES.
6. A SEWER MAIN CROSSING OVER A WATER MAIN OR LESS THAN 18" UNDER A WATER MAIN MUST BE REINFORCED CONCRETE ENCASED PIPE FOR A DISTANCE NOT LESS THAN TEN FEET (10') TO EACH SIDE OF THE CENTERLINE OF THE WATER MAIN.

DECATUR BOULEVARD

QUANTITIES

8" PVC SEWER MAIN	489 L.F.
8" SERVICE WYE	1 EA.
4' DIA. MANHOLES	2 EA.
5" ASPHALTIC CONCRETE PAVING	422 S.Y.
"L" TYPE CURB AND GUTTER	133 L.F.
7' CONCRETE SIDEWALK	928 S.F.
25' COMMERCIAL DRIVEWAY ENTRANCE	1 EA.

REV	DATE	BY	REVISION
1	7/8/89	PS	REV. PER PLAN CHECK

ESI ENGINEERS & SURVEYORS INC.
7018 W. CHARLESTON BLVD. SUITE 100 LAS VEGAS, NEVADA 89102 (702) 363-6415

SUBMITTED BY: [signature] 5/1/89

TITLE: OFF-SITE SEWER PLAN & PROFILE

PROJECT: DRIFTWOOD COVE APARTMENTS

WO NO.	5312
BY	PDS
DATE	MARCH, 1989
SCALE	HORIZ. 1" = 40' VERT. 1" = 4'

SHEET 7 OF 7 SHEETS

14-3-16 107-V1688

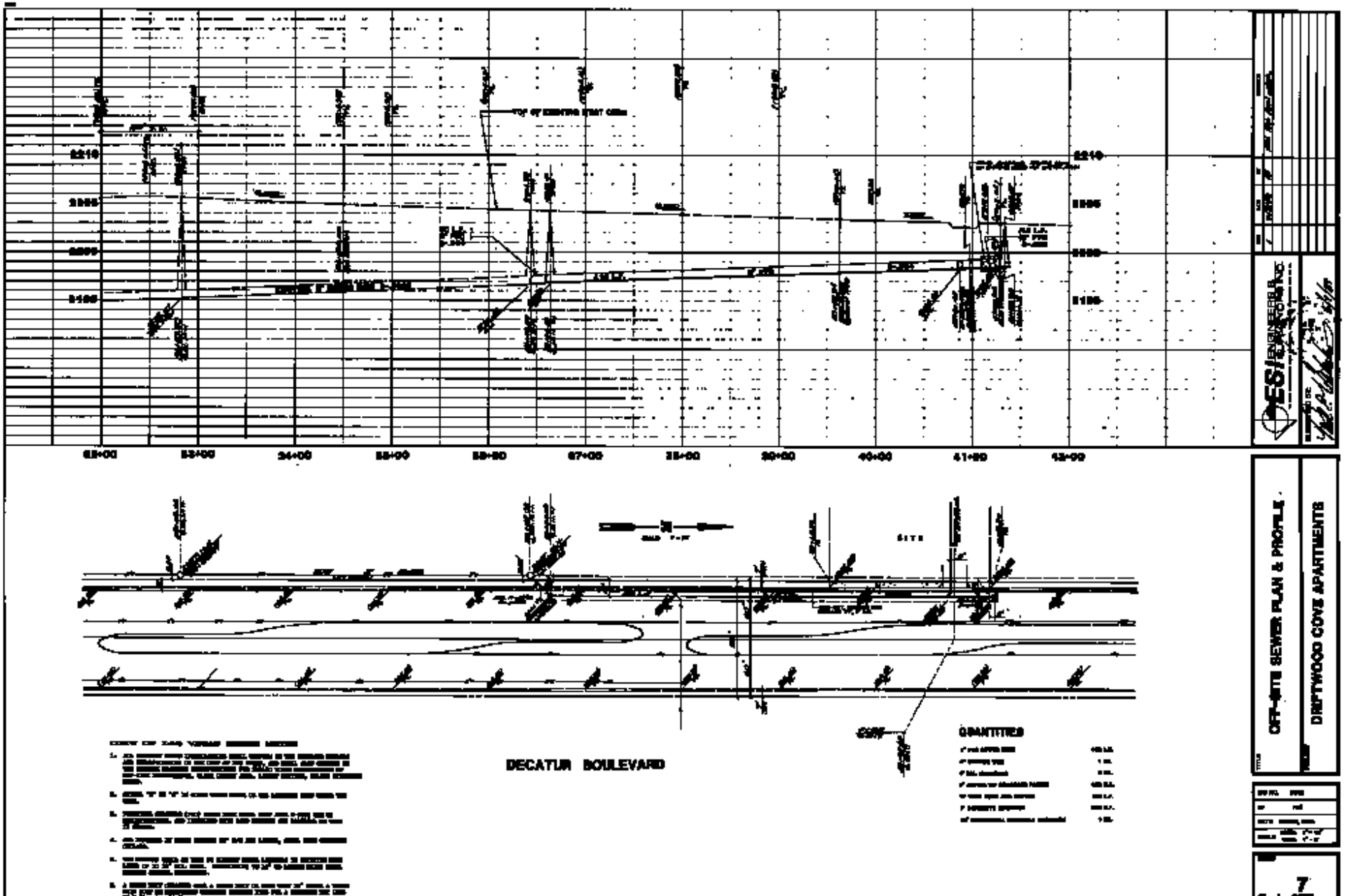

DECATUR BOULEVARD
QUANTITIES
OFF-SITE SEWER PLAN & PROFILE
DRIFTWOOD COVE APARTMENTS
7