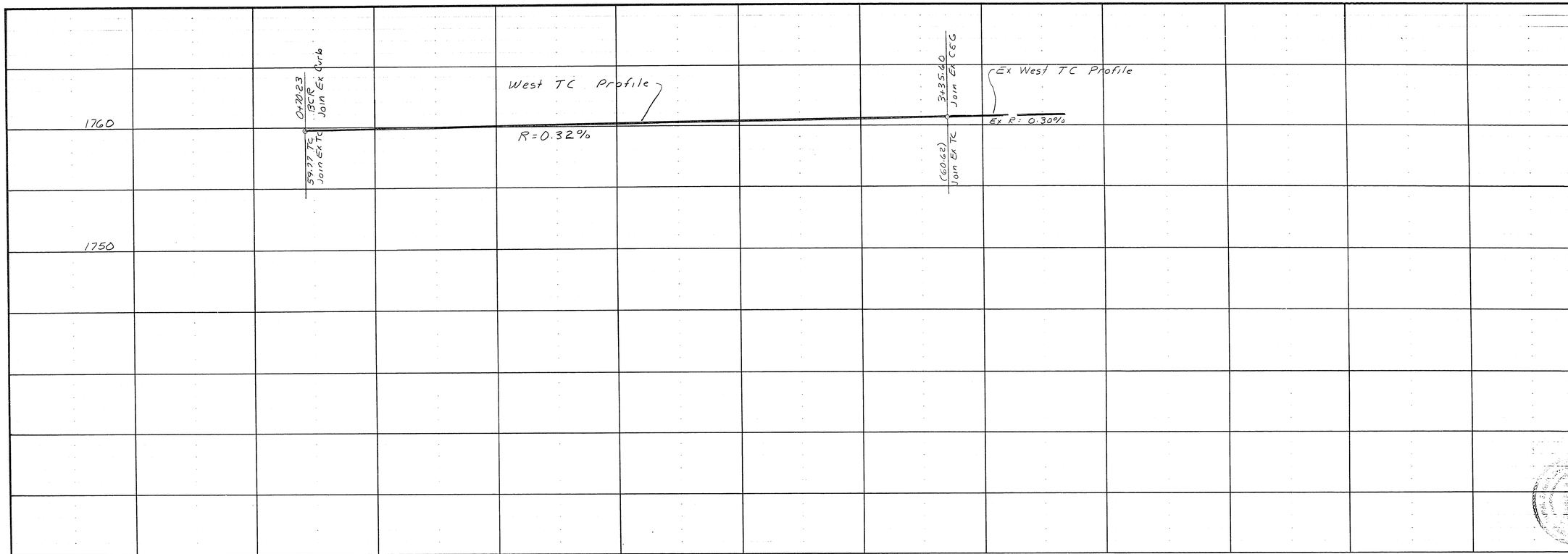


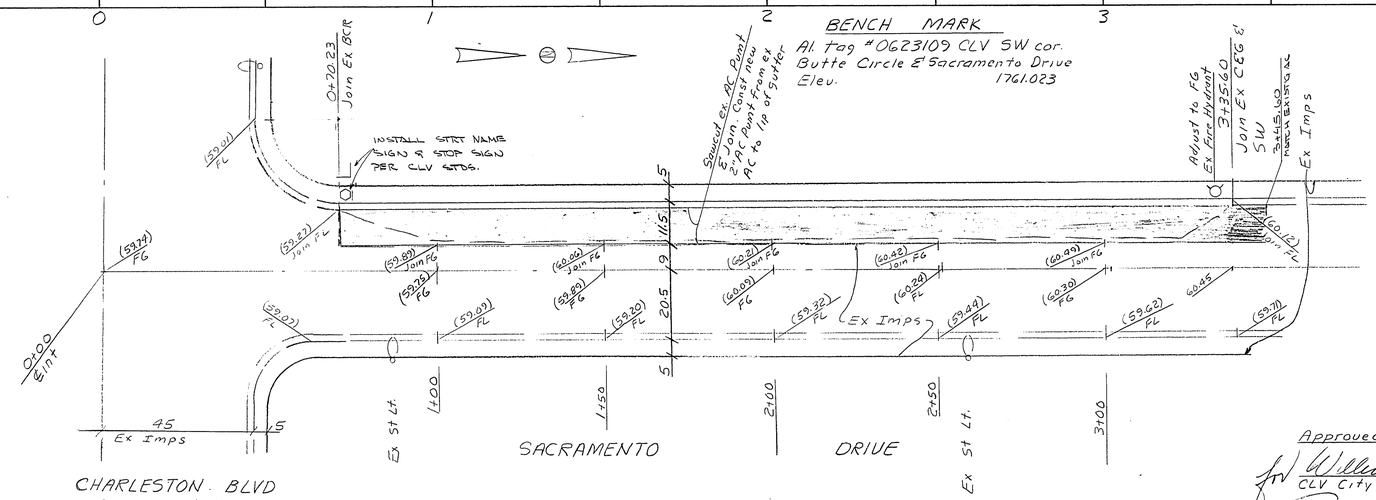


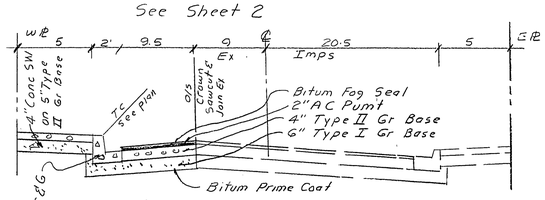


AC Pvmt to be 1/2" above lip of gutter after compaction

TYPICAL SECTION
SACRAMENTO DRIVE

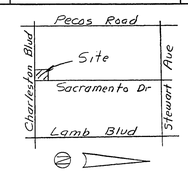


VICINITY MAP

## GENERAL NOTES

1. Curb & gutter with a grade of less then 0.4% grade shall be constructed by forming. Each joint shall be checked for grade prior to const. & water tested as soon as possible after construction
2. Wheelchair ramps shall be constructed in each quadrant of an intersection per Std Drawing D 22A Exact location of ramps shall be located in field by a city inspecter
3. Contractor shall provide all necessary horizontal & vertical transition between new construction & exist surfaces to provide for proper drainage and of ingress & egress to said construction Extent of transition to be determined by City Engineer
4. Existing utilities are located on plans for the convenience of the contractor only. The contractor shall bear full responsibility for the protection of the utilities & the engineer bears no responsibility for any utilities whether shown on plan or not
5. Construction to be per Uniform Standard Spec's & drawings Clark County Area Nevada latest edition
6. Type V cement to be used in all concrete
7. Concrete to be designed for 6.5 sack mix with a max. water-cement ratio 0.45 (or as designed by soils engineer) mix design to be approved by the Quality Control Division prior to use on this project.

Approved By

| | |
|---|---|
| for William Burns<br>CLV City Engineer | 9/18/81<br>date |
| Robert L. Fox<br>CLV Quality Control Engineer | 9-18-81<br>date |
| CLV Traffic Engineer | 9-17-81<br>date |
| M. Byrne<br>CLV Fire Marshall | 9-14-81<br>date |
| Eugene Rogers<br>CLV Electrical Coordinator | 9/18/81<br>date |
| N-A<br>CLV City Electrican | date |
| Nevada Power Co. | date |

(M)

Legend & Quantity Estimate

| | | |
|---|---|---|
| 1. | 2" AC Pvmt | 291 SY± |
| 2. | 1' Type Curb & Gutter | 265 LF± |
| 3. | Concrete SW (Sacramento Drive | 1325 SF± |
| 4. | Concrete SW (Charleston Blvd) | 2719 SF± |
| 5. | Conc. Driveways (3 Ea) | 432 SF± |
| 6. | ONE-WAY TRAFFIC SIGN | 3 Ea. |
| 7. | CLV STD STOP SIGN | 1 Ea. |
| 8. | CLV STD STREET NAME SIGN | 1 Ea. |

REVISION

| REV | DATE | BY |
|---|---|---|
| | | |

SUBMITTED BY: Charley R. Johnson 8/19/81 DATE
Charley R. Johnson RPE
Nevada Certificate


CONSULTING ENGINEERS • PLANNERS
2800 WEST SAHARA AVENUE BUILDING 4 SUITE B
LAS VEGAS, NEVADA 89102 PHONE (702) 873-7550


vtn nevada

TITLE: STREET PLAN & PROFILE
SACRAMENTO DRIVE DETAILS
GENERAL NOTES

PROJECT: EAST CHARLESTON MEDICAL BUILDING

WO NO. 2946
BY CRJ
DATE
SCALE Horiz 1"=20' Vert 1"=2'

SHEET 1 OF 2 SHEETS

264.17 107-V1190