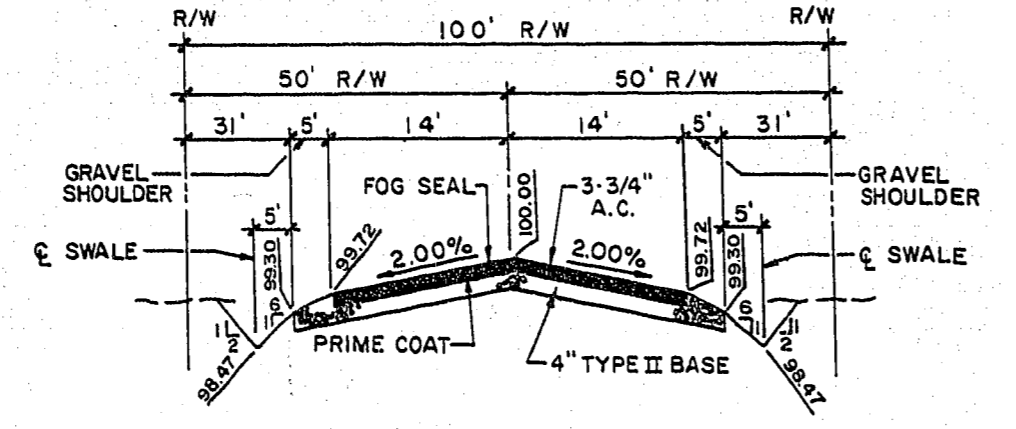
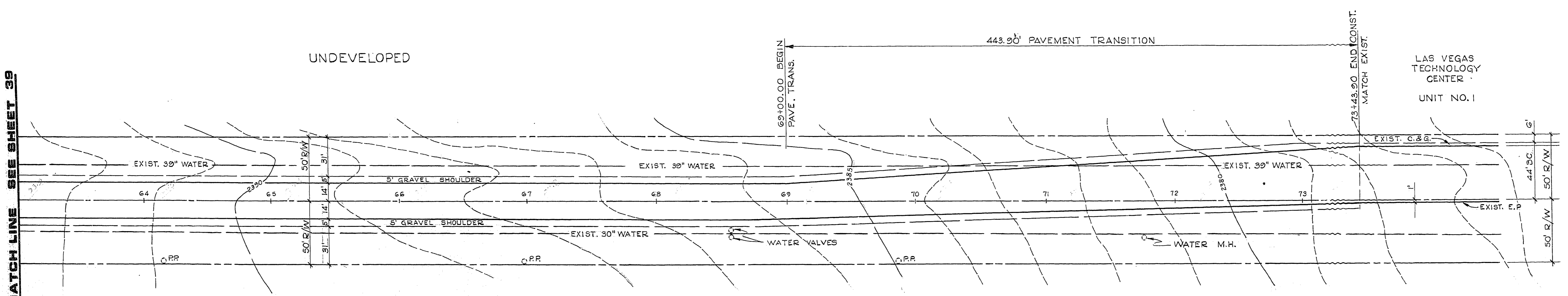





PROFILE
 SCALE: HORIZ. 1" = 40'
 VERT. 1" = 8'



- NOTES:**
1. STRUCTURAL SECTION OF STREET TO CONFORM TO C.L.V. STANDARD DRAWINGS.
 2. NATIVE MATERIAL MAY BE USED IN LIEU OF TYPE I WHEN PROCESSED FOR APPROVAL IN ACCORDANCE WITH CITY OF LAS VEGAS STATEMENT OF POLICY DATED 7/25/86.

TYPICAL SECTION
SMOKE RANCH ROAD



DESCRIPTION	
REV	DATE
1	12/20/07
2	01/11/08
3	01/11/08
4	01/11/08
5	01/11/08
6	01/11/08
7	01/11/08
8	01/11/08
9	01/11/08
10	01/11/08
11	01/11/08
12	01/11/08
13	01/11/08
14	01/11/08
15	01/11/08
16	01/11/08
17	01/11/08
18	01/11/08
19	01/11/08
20	01/11/08
21	01/11/08
22	01/11/08
23	01/11/08
24	01/11/08
25	01/11/08
26	01/11/08
27	01/11/08
28	01/11/08
29	01/11/08
30	01/11/08
31	01/11/08
32	01/11/08
33	01/11/08
34	01/11/08
35	01/11/08
36	01/11/08
37	01/11/08
38	01/11/08
39	01/11/08
40	01/11/08
41	01/11/08
42	01/11/08
43	01/11/08
44	01/11/08
45	01/11/08
46	01/11/08
47	01/11/08
48	01/11/08
49	01/11/08
50	01/11/08
51	01/11/08
52	01/11/08
53	01/11/08
54	01/11/08
55	01/11/08
56	01/11/08
57	01/11/08
58	01/11/08
59	01/11/08
60	01/11/08
61	01/11/08
62	01/11/08
63	01/11/08
64	01/11/08
65	01/11/08
66	01/11/08
67	01/11/08
68	01/11/08
69	01/11/08
70	01/11/08
71	01/11/08
72	01/11/08
73	01/11/08
74	01/11/08
75	01/11/08
76	01/11/08
77	01/11/08
78	01/11/08
79	01/11/08
80	01/11/08
81	01/11/08
82	01/11/08
83	01/11/08
84	01/11/08
85	01/11/08
86	01/11/08
87	01/11/08
88	01/11/08
89	01/11/08
90	01/11/08
91	01/11/08
92	01/11/08
93	01/11/08
94	01/11/08
95	01/11/08
96	01/11/08
97	01/11/08
98	01/11/08
99	01/11/08
100	01/11/08

G.C. WALLACE
 G.C. WALLACE
 G.C. WALLACE, INC.
 Engineering/Architecture
 1555 SOUTH RAINBOW BLVD. LAS VEGAS, NEVADA 89102

APPROVAL

[Signature]
 CLY CHIEF LAND DEVELOPMENT
 DATE: 12-2-07

R. A. HOMES
 DESERT SHORES - PHASE 1
 SMOKE RANCH ROAD
 STA. 63+00.00 TO STA. 73+43.90

SHEET
40
 OF 43 SHEETS
 107V-1248-1

JOB NO. 660009 7-14-07