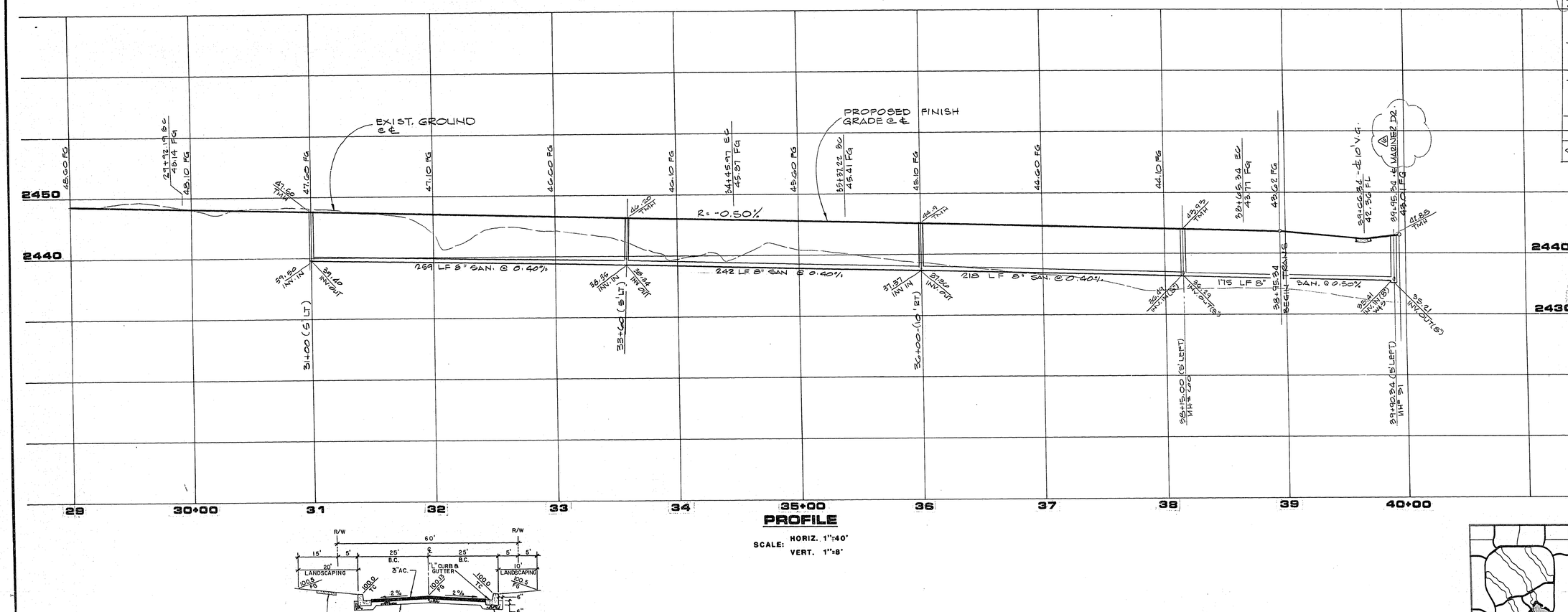

PROFILE

SCALE: HORIZ. 1"=40'
VERT. 1"=8'

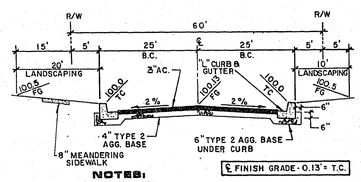

NOTES:

1. STRUCTURAL SECTION OF STREET TO CONFORM TO C.L.V. STANDARD DRAWINGS.
2. NATIVE MATERIAL MAY BE USED IN LIEU OF TYPE 1 WHEN PROCESSED FOR APPROVAL IN ACCORDANCE WITH CITY OF LAS VEGAS STATEMENT OF POLICY DATED 7/25/86.

STREET "K"

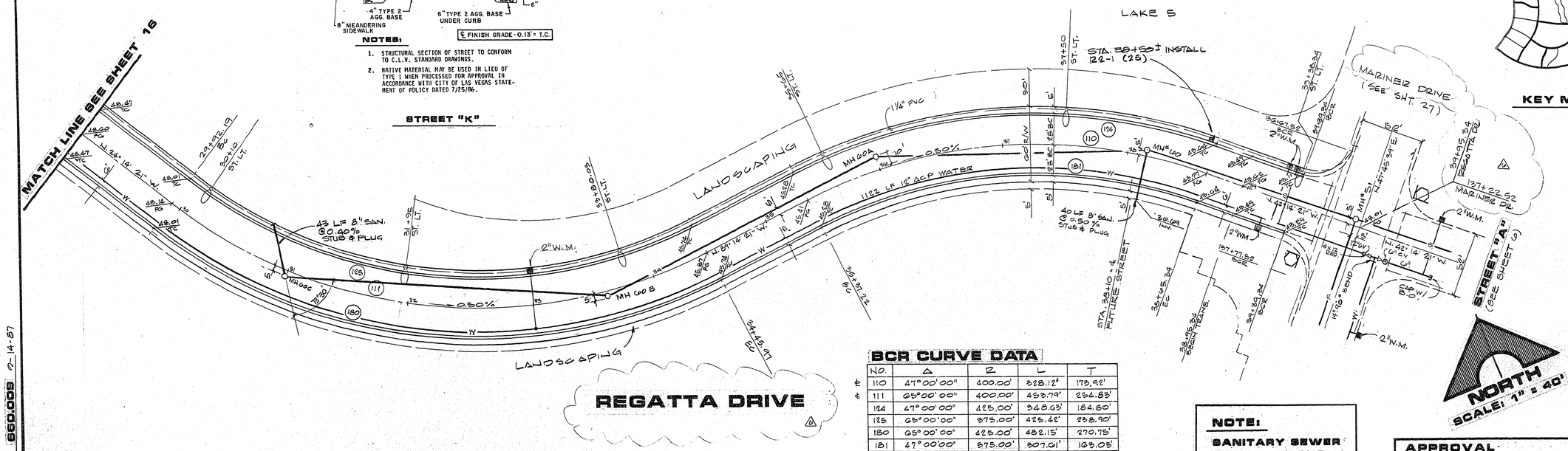

BCR CURVE DATA

NO.	Δ	R	L	T
110	47°00'00"	400.00'	328.12'	173.92'
111	65°00'00"	400.00'	453.79'	254.83'
124	47°00'00"	425.00'	348.63'	184.80'
125	65°00'00"	375.00'	425.42'	238.90'
180	65°00'00"	425.00'	482.15'	270.75'
181	47°00'00"	375.00'	307.61'	163.05'

NOTE:
SANITARY SEWER PIPE TO BE PVC

APPROVAL

CLV CHIEF LAND DEVELOPMENT — DATE

REV	DATE	DESCRIPTION
1	11/5/87	GENERAL REVISIONS
2	11/5/88	ADDED SEWER STA. 31+00 TO STA. 38+15
3	1-19-88	ADDED TRAFFIC SIGN
4	4-3-89	REM. ST SEC. NOTE 2 DATE

RECOMMENDED: [signature]
R.E. NO. 3143 — DATE 1-19-88

G.C. WALLACE, INC.
Engineering/Architecture
1555 SOUTH RAINBOW BLVD./LAS VEGAS, NEVADA 89102

R A HOMES
DESERT SHORES - PHASE 1
REGATTA DRIVE
STA. 29+00.00 TO STA. 40+95.34

SHEET 17 OF 43 SHEETS

JOB NO. 660.009 2-14-87

8/84 DIETERICH POST 5532B

1079-1248-