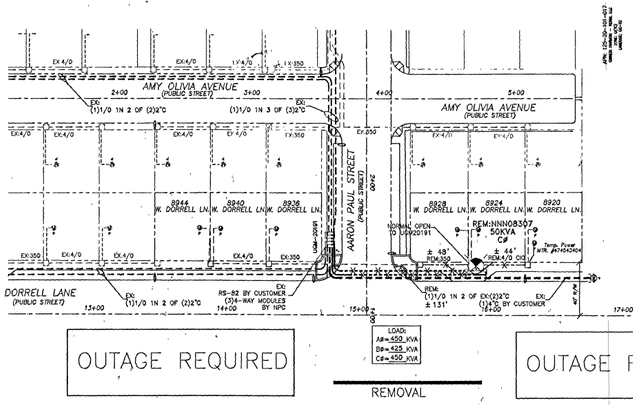

OUTAGE REQUIRED

REMOVAL

OUTAGE REQUIRED

!!!! CAUTION !!!!
ENERGIZED CABLES...
CALL BEFORE YOU DIG

NOTE:

NVENERGY TO REMOVE TRANSFORMER. CUSTOMER TO RELOCATE RS-13 PAD APPROX. 3' TO THE WEST AND LOWER RS-13 PAD TO GRADE. CUSTOMER TO INSTALL RS-6 BOLLARDS IF NEEDED PER NVENERGY STANDARDS. NVENERGY TO REPLACE TRANSFORMER AND RE-ENERGIZE SERVICES.

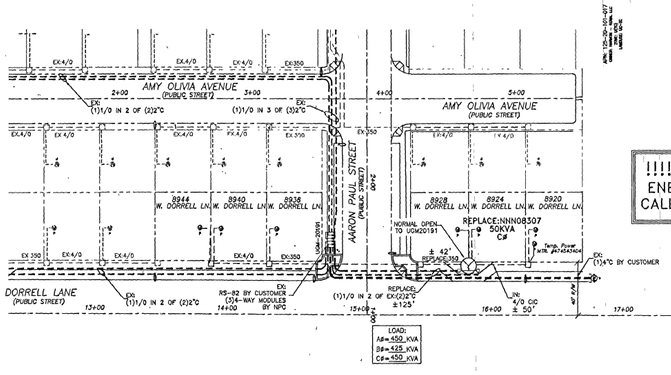

INSTALLATION

!!!! CAUTION !!!!
ENERGIZED CABLES...
CALL BEFORE YOU DIG

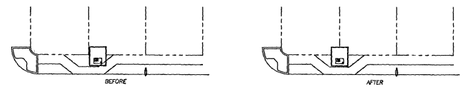

PURPOSE OF PROJECT:
CUSTOMER WANTS TO RELOCATE AND LOWER TRANSFORMER TO GRADE

T,R,S: 19-60-20
APN: 125

GENERAL NOTES:

ANY NOTES LOCATED IN DRAWING AREA TAKE PRECEDENCE OVER STANDARD NOTES.

ALL WORK SHALL BE ACCOMPLISHED IN STRICT ACCORDANCE WITH THE SPECIFICATIONS SET FORTH IN THE ELECTRIC SERVICE REQUIREMENTS HANDBOOK, AS CURRENTLY ADOPTED BY NVE. THE CONTRACTOR SHALL SECURE COPIES OF THE AFOREMENTIONED CONSTRUCTION SPECIFICATIONS ON HIS OR HER OWN BEHALF.

REFER TO A CURRENT NV ENERGY ELECTRIC SERVICE REQUIREMENTS HANDBOOK FOR FURTHER CLARIFICATION OF NVE STANDARDS.

THE APPLICANT SHALL INFORM THE INSPECTOR AT LEAST 48 HOURS BEFORE COMMENCING ANY ITEM OF CONSTRUCTION OR INSTALLATION OF MATERIAL TO ENABLE PROPER INSPECTION OF MATERIALS AND WORKMANSHIP. MAIN TRENCH WIRE PULLS TO BE SCHEDULED 72 HOURS IN ADVANCE OF INSTALLATION. APPLICANT'S PROJECT WILL NOT BE SCHEDULED UNTIL FINAL APPROVAL FROM NVE UNDERGROUND & ELECTRICAL INSPECTORS.

SYMBOLS ARE NOT TO SCALE AND DO NOT NECESSARILY REPRESENT ACTUAL LOCATIONS OF FACILITIES.

THIS DRAWING ILLUSTRATES DATA COLLECTED FROM VARIOUS SOURCES AND MAY NOT REPRESENT A SURVEY OF THE PREMISES.

APPLICANT SHALL FIELD DETERMINE POSITION AND DEPTH OF EXISTING UTILITY EQUIPMENT PRIOR TO COMMENCING CONSTRUCTION.

USE CAUTION PRIOR TO EXCAVATION. CHECK TO ENSURE ADDITIONAL DEPTH IS NOT REQUIRED TO ACCOMMODATE GAS AND/OR WATER FACILITIES AND DRAINAGE CHANNELS.

CALL NV ENERGY UNDERGROUND INSPECTORS 48 HOURS PRIOR TO START OF CONSTRUCTION FOR TRENCH INSPECTION BEFORE COVERING TRENCH.

ALL NVE CABLE TO BE INSTALLED BEHIND CURB, UNLESS OTHERWISE STATED.

APPLICANT IS RESPONSIBLE FOR STAKING OF PROPERTY CORNERS & ELEVATIONS.

ALL HANDHOLES AND PULLBOXES SHALL BE INSTALLED TO FINISHED GRADE OR 6" ABOVE IF GRADE IS NOT ESTABLISHED.

WHEN INSTALLING CONDUIT IN FIELD, USE APPROPRIATE BENDS TO COMPLETE THE INSTALLATION.

DEFLECTION OF CONDUIT BENDS AND CONDUIT NOT TO EXCEED NVE STANDARDS.

EXISTING CONDUIT INSTALLED BY PREVIOUS CONTRACTOR / DEVELOPER. NVE DOES NOT GUARANTEE LOCATION, LENGTH, OR ACCESSIBILITY OF STUB OUT. IF UTILIZING ANY PORTION OF EXISTING CONDUIT, IT MUST BE MANDRELLED PRIOR TO FINAL RELEASE.

PREVIOUSLY MANDRELLED CONDUIT WHICH HAS BEEN IN THE GROUND FOR OVER 6 MONTHS MUST BE RE-MANDRELLED PRIOR TO FINAL RELEASE.

NO COVERED PARKING IN FRONT OF EQUIPMENT.

ALL CONSTRUCTION AND MATERIALS SHALL BE IN ACCORDANCE WITH THE "UNIFORM STANDARD SPECIFICATIONS FOR PUBLIC WORKS CONSTRUCTION OFF-SITE IMPROVEMENTS, CLARK COUNTY AREA NEVADA", LATEST ISSUE; THE "UNIFORM STANDARD DRAWINGS FOR PUBLIC WORKS CONSTRUCTION, CLARK COUNTY AREA NEVADA", LATEST ISSUE; AND OTHER APPLICABLE APPROVED STANDARDS ISSUED BY THE CONTROLLING AGENCY; ALL LOCAL CITY CODES AND ORDINANCES APPLICABLE.

RESIDENTIAL DEVELOPMENT

EXIST. NEW **NVE WORK AND SERVICES TO CONSIST OF:**

- 1/0 TRIPLEX, 15 KV AL PRIMARY CABLE IN 4" PLASTIC CONDUIT.
- 1/0, 15 KV AL PRIMARY CABLE IN 2" PLASTIC CONDUIT.
- 2" DB120 PLASTIC CONDUIT (INCLUDING SWEEPS OR RISERS FOR HANDHOLES, TRANSFORMERS, PULLBOXES, ETC.).
  2" SCH.40 PLASTIC CONDUIT BENDS (90°, 45°) WITH 48" MINIMUM RADIUS (IF CONDUIT LENGTH IS UNDER 500').
  2" FIBERGLASS CONDUIT BENDS (90°, 45°) WITH 36" MINIMUM RADIUS (IF CONDUIT LENGTH IS OVER 500').
- EX.500 500 — 500 MCM TRIPLEX SECONDARY CABLE IN 4" PLASTIC CONDUIT.
- EX.350 350 — 350 MCM TRIPLEX SECONDARY CABLE, CABLE IN CONDUIT.
- EX.4/0 4/0 — 4/0 AWG TRIPLEX SECONDARY CABLE, CABLE IN CONDUIT.
- EX.2/0 2/0 — 2/0 AWG TRIPLEX SECONDARY CABLE, CABLE IN CONDUIT.
- INSTALL NEW CABLE IN EXISTING VACANT CONDUIT
- CONDUIT LOCATING DEVICE 18" ABOVE STUBOUT.
- SINGLE PHASE PRIMARY POLE RISER PER NVE U.G. STD. OEP-105.
- THREE PHASE PRIMARY POLE RISER PER NVE U.G. STD. OEP-106.
- SECONDARY RISER PER NVE U.G. STD. SSP-2.
- SINGLE PHASE RESIDENTIAL PADMOUNTED TRANSFORMER WITH SIZE AS NOTED, 7200-120/240V, PER NVE U.G. STD. UT-113.
- SINGLE PHASE COMMERCIAL PADMOUNTED TRANSFORMER WITH SIZE AS NOTED, 7200-120/240V, PER NVE U.G. STD. UT-105.
- (2) SINGLE PHASE RESIDENTIAL COMMERCIAL TRANSFORMERS WITH SIZE AS NOTED, 7200-120/240V, CONNECT OPEN WYE-OPEN DELTA FOR THREE PHASE 120-240V SERVICE, PER NVE U.G. STD. UT-115, WHERE APPLICABLE.
- TERMINATION OF ALL MODULES, MAKES, SPLICES AND FINAL CONNECTIONS.
  NVE TO COIL PRIMARY CABLE IN PULLBOX FOR FUTURE SPLICES, WHERE APPLICABLE.
  NVE TO CUT EXISTING CONDUIT AND TERMINATE PRIMARY CABLES ON THE LOAD BREAK MODULE, WHERE APPLICABLE.
- 100 FEET OUTSIDE RESIDENTIAL DEVELOPMENT MARKER. DCA TO PAY CONDUIT AND RISER COSTS INSIDE OF MARKER. CUSTOMER RESPONSIBLE FOR COSTS OUTSIDE MARKER.

CUSTOMER RESPONSIBILITY [DCA RESPONSIBILITY

EXIST. NEW **APPLICANT TO FURNISH AND INSTALL:**

- ALL TRENCHING & BACKFILL, MEETING APPLICABLE NVE STANDARD (RT-7, RT-8, OR RT-12).
- 4" PLASTIC CONDUIT 100' OUTSIDE RESIDENTIAL DEVELOPMENT, PER NVE U.G. STD. RC-1 AND RC-2.
  4" PLASTIC CONDUIT BENDS (90°, 45°) WITH 36" MIN. RADIUS. (IF CONDUIT LENGTH IS UNDER 100')
  4" RGS BENDS (90°, 45°) WITH 36" MINIMUM RADIUS, TAPED OR PVC COATED. (IF CONDUIT LENGTH IS OVER 100')
  STREET CROSSING INSTALLATION, NVE REQUIRES
  A 4" CONDUIT PER SECONDARY CABLE, AND
  A 2" CONDUIT PER 1/0 CABLE.
  6" TO (3)2" REDUCERS, PER NVE U.G. STD. RC-1 AND RC-2.
  4" TO (1)2" REDUCERS, PER NVE U.G. STD. RC-1 AND RC-2.
- COUPLING FOR 2" OR 4" CONDUITS (AS APPLICABLE).
- 17" X 30" HANDHOLE, PER NVE U.G. STD. RS-1 (WITH 8" COLLAR WHERE APPLICABLE).
- 2'-6" X 4' X 4' SPLICE PULLBOX PER NVE U.G. STD. RS-80.
- 3' X 7' X 4' PULLBOX PER NVE U.G. STD. RS-82.
- PAD FOR (1) SINGLE PHASE RESIDENTIAL TRANSFORMER, PER NVE U.G. STD. RS-13 AND RS-5.
- PAD FOR (2) SINGLE PHASE RESIDENTIAL TRANSFORMERS, PER NVE U.G. STD. RS-14 AND RS-5.
- PAD FOR (1) SINGLE PHASE COMMERCIAL TRANSFORMER, PER NVE U.G. STD. RS-19 AND RS-5.
- VEHICLE PROTECTIVE BARRIERS PER NVE U.G. STD. RS-6, WHERE APPLICABLE.

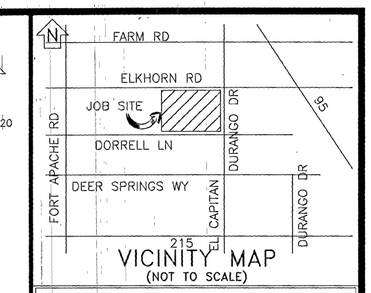

VICINITY MAP
(NOT TO SCALE)

EVERY EFFORT HAS BEEN MADE TO IDENTIFY ALL NVE FACILITIES. THE CUSTOMER SHALL CONFIRM THE EXISTENCE AND LOCATION OF THESE FACILITIES.

AVOID HITTING OVERHEAD POWER LINES. IT'S COSTLY.
CALL BEFORE YOU DO OVERHEAD
CALL 1-702-402-2929

Call before you Dig
Avoid cutting underground utility lines. It's costly.
Call 811
OR
1-800-227-2600
FOR
CLARK COUNTY TRAFFIC OPERATIONS
1-702-455-7544

REVISIONS

NO.	DESCRIPTION	DATE	G.A.

TYPE OF EASEMENT:	
AERIAL	☐
STANDARD	☐
R/W-31	■
UNDERGROUND	☐
AS BUILT UNDERGROUND	☐
R.O.E./R/W-5-COM	☐
3rd PARTY	☐
UNDERGROUND BY EXHIBIT	☐
(N-DOT) PERMIT	☐
(BLM) PERMIT	☐
RAILROAD-UPRR-PERMIT	☐
SO. NEVADA WATER PERMIT	☐
NOT REQUIRED	☐
Misc. Info.	☐

JPA NOTES:
EMBARQ CONTACT: N/A
PHONE NUMBER: N/A
DATE OF CONTACT:
___ TO SET NEW POLES
___ TO STAKE NEW POLES
___ TO PROVIDE ___ POLES
___ FT. CLASS ___
___ FT. CLASS ___
___ FT. CLASS ___
___ TO DIG POLE HOLES
___ TO REMOVE EX. POLES
JPA#: N/A

EXHIBIT 'A'

NVE INFORMATION:
COORDINATOR: GERALD JOHNSON
PHONE: 402-6819
DESIGNER: STEVEN MONROE
DCA:
INSPECTION SCHEDULING: 402-3008
STAND BY: 402-4117,402-4116,402-4118
DISTRICT: LAS VEGAS NORTH

CUSTOMER INFORMATION:
APPLICANT: RICHMOND AMERICAN HOMES
ENGINEER:
CONTACT: PATTY CRAWFORD 277-6595
APPROVAL DATE: 4/22/2010

GOVERNMENT INFORMATION:
AGENCY: CITY OF LAS VEGAS
APPROVAL DATE: N/A

FOR EACH SERVICE POINT (POINT OF DELIVERY), ENERGY FOR EACH TENANT SPACE WILL BE MEASURED THROUGH ONE WATTHOUR METER. ENERGY FOR ALL NON-TENANT SPACE WILL BE MEASURED THROUGH ONE WATTHOUR METER. CONTACT NVE METER OPERATIONS FOR MULTIPLE RATE CLASS INSTALLATIONS

NVEnergy

RICHMOND AMERICAN HOMES
XFMR RELOCATION
DORRELL & DURANGO
H# 38203 DWG # 1074547-PWR

PROJ. ID: 193851	SCALE: 1" = 50'
SHEET #: 1 OF 1	DATE: 04/14/2010

1234460

CONSTRUCTION/INSPECTION REQUIREMENTS
WORK MUST CONFORM TO NVE ELECTRIC SERVICE STANDARDS, AVAILABLE AT: www.nvenergy.com/business/newconstruction5/serviceStandards.cfm

NVE INSPECTOR MUST BE PRESENT TO INSPECT TRENCHING (SCHEDULE AT LEAST 72 HOURS IN ADVANCE) AT EACH OF THE FOLLOWING STAGES:
1. BOTTOM SAND AND CONDUIT INSTALLED
2. TOP SAND INSTALLED
3. BACKFILL INSTALLED

CONDUIT MUST BE MANDRELLED PRIOR TO RELEASE (COORDINATE WITH INSPECTOR).

NVE STAND BY CREW IS REQUIRED WHEN WORKING AT AN ENERGIZED VAULT OR TRANSFORMER. CALL STAND BY NUMBER (SEE TITLE BLOCK) TO SCHEDULE.

NVE ELECTRICAL INSTALLATION WILL NOT BE SCHEDULED UNTIL AFTER THE NVE INSPECTOR HAS COMPLETED THE OFFICIAL RELEASE.

METER(S) WILL NOT BE SET UNTIL ALL OF THE FOLLOWING ARE COMPLETE:
- INSTRUMENT-RATED ONLY METERING EQUIPMENT HAS BEEN SUBMITTED TO NVE METERING ENGINEER AND APPROVED. (submitMe_southern@nvenergy.com)
- APPLICATION FOR METER SET HAS BEEN SUBMITTED TO NVE'S NEW DEVELOPMENT CENTER. FORM AVAILABLE AT: www.nvenergy.com/brochures_arch/new_construction/meter_set.pdf
- THE LOCAL BUILDING AUTHORITY HAS INSPECTED AND APPROVED THE METERING EQUIPMENT.
- METERING EQUIPMENT IS ACCESSIBLE AND CLEARLY IDENTIFIED WITH PERMANENT MARKINGS. ADDRESSES, SUITE NUMBERS, AND STREET SIGNS ARE POSTED IN PERMANENT LOCATIONS (SEE RPI-0).

TRACK PROJECT STATUS ONLINE WITH NVE'S DEVELOPER DASHBOARD: www.nvenergy.com/business/newconstruction/newconstruction5/developerdashboard.cfm

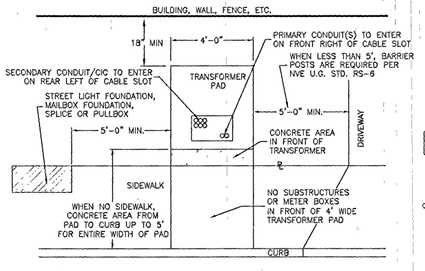

SINGLE-PHASE TRANSFORMER LOCATION DETAIL
NVE U.G. STD. RS-5 & RS-13 (RESIDENTIAL) & RS-19 (COMMERCIAL)

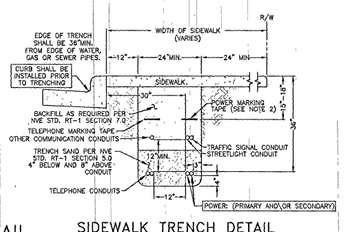

SIDEWALK TRENCH DETAIL
NVE U.G. STD. RT-7 (REV. 12/23/09)
(RESIDENTIAL OR COMMERCIAL)

APPROVED FOR CONSTRUCTION
THIS APPROVAL IS FOR WORK IN CLV R/W & EASEMENT ONLY. OBTAINING PERMISSIONS OR EASEMENTS FOR WORK SHOWN ON PRIVATE PROPERTY IS THE RESPONSIBILITY OF THE UTILITY.
APPROVAL 5/13/2010

CITY OF LAS VEGAS PERMIT REQUIRED*
CONTACT CLV LAND DEVELOPMENT (229-6371)
CLV CONSTRUCTION SERVICES MUST BE NOTIFIED 24 HOURS PRIOR TO COMMENCING CONSTRUCTION (229-6337)

*NVE INSPECTOR MUST BE NOTIFIED BY FAX 48 HOURS PRIOR TO COMMENCING CONSTRUCTION & WILL VERIFY CITY PERMIT FOR WORK DONE IN STREETS OR SIDEWALK. FAX PERMIT TO:
LAS VEGAS NORTH (BRYAN CENTER): 402-4354
LAS VEGAS SOUTH (BELTWAY CENTER): 402-6866

CIVIL LINETYPE LEGEND

	PROPOSED	EXISTING
CENTERLINE		
PROPERTY LINE/ROW		
CURB		
EDGE OF PAVEMENT		
EDGE OF SIDEWALK		
SEWER LINE *	8"S	8"S
WATER LINE *	8"W	8"W
GAS LINE *	2"G	2"G
TELEPHONE LINE *	TEL	TEL
CABLE TV LINE *	CATV	CATV
STORM DRAIN LINE *	12"SD	12"SD
FIRE HYDRANT		
STREET LIGHT		
STREET LIGHT SERVICE		

* LINETYPES UTILIZED WHERE CONFLICT OCCURS WITH NVE FACILITIES.

Sharing of this drawing and the information contained herein shall be only to individuals/parties who have entered into an agreement with Applicant for the completion of work associated with this specific project. Use for purposes other than this specific project requires the written consent of NV Energy.