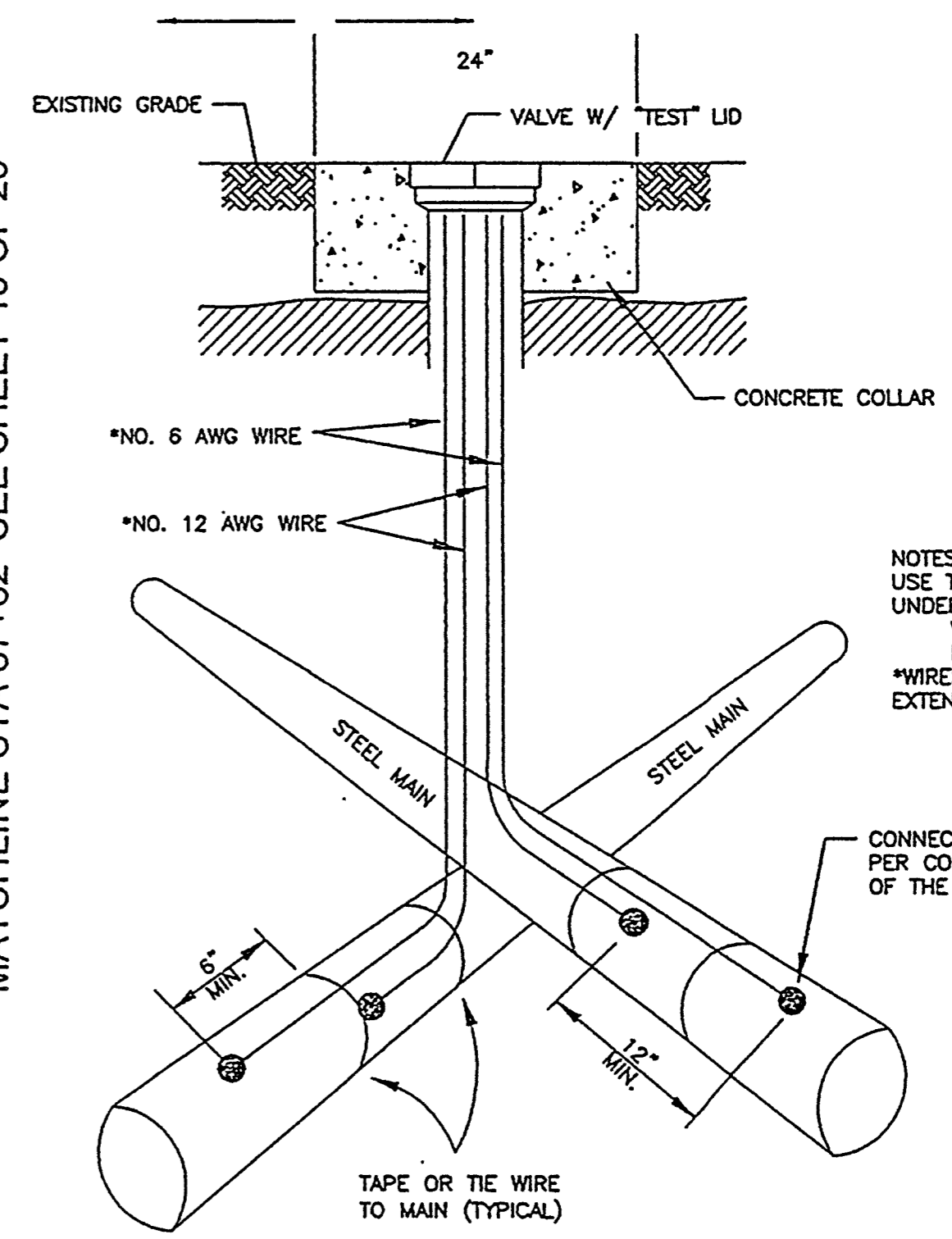
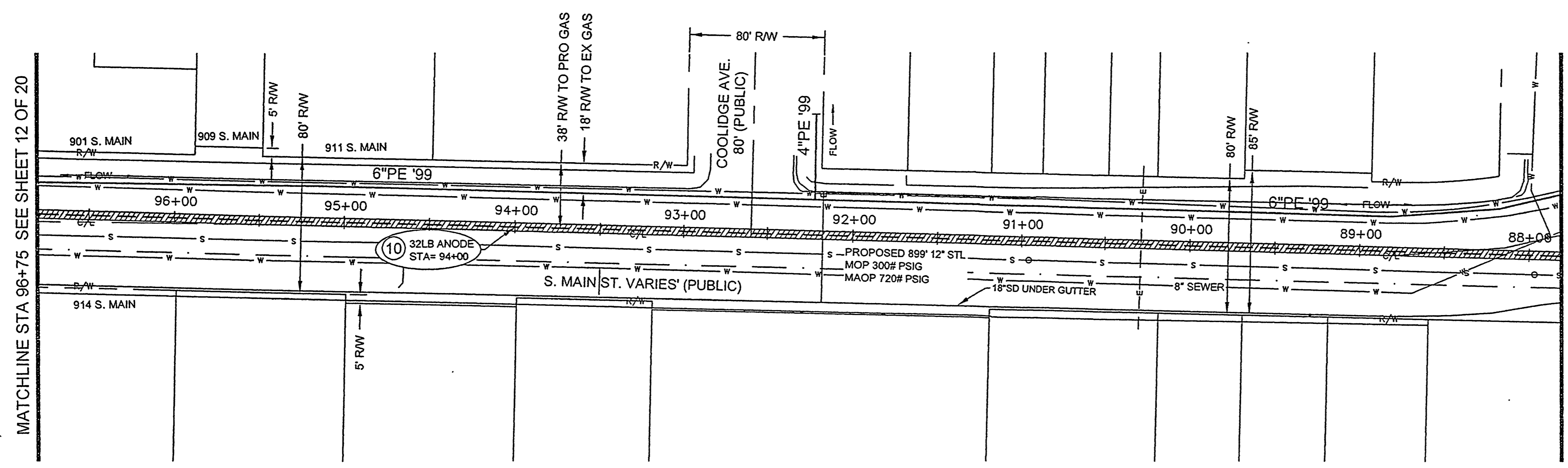


MATCHLINE STA 96+75 SEE SHEET 12 OF 20

MATCHLINE STA 87+62 SEE SHEET 10 OF 20



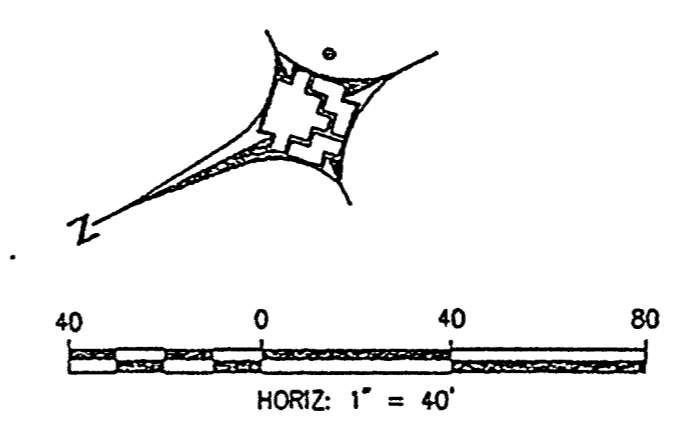
NOTES:
 USE THE FOLLOWING COLOR CODE FOR UNDERGROUND WIRE
 WHITE: SOUTH OR WEST
 BLACK: NORTH OR EAST
 *WIRES SHOULD BE LONG ENOUGH TO EXTEND AT LEAST 2 FEET ABOVE GRADE.

CONNECT WIRE TO MAIN PER CORROSION SECTION I OF THE OPERATIONS MANUAL

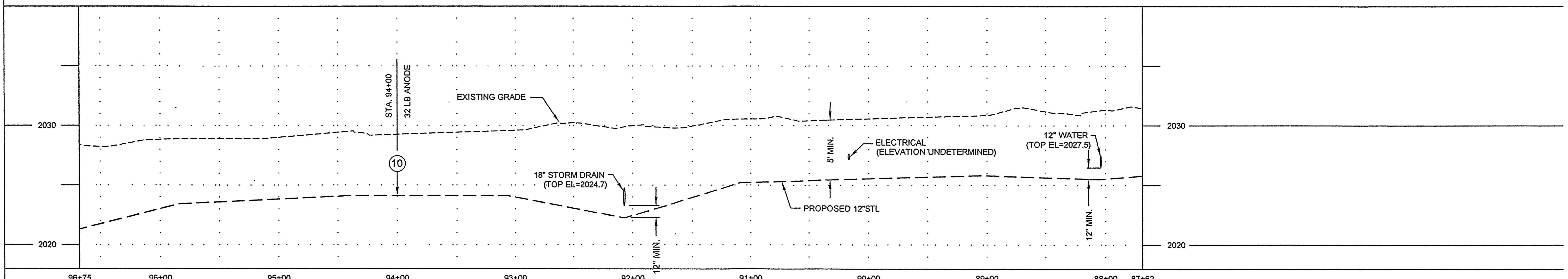
*WIRES SHOULD BE LONG ENOUGH TO EXTEND AT LEAST 2 FEET ABOVE GRADE.

**STEEL MAIN TEST STATION
 DETAIL - 8**

PROFILE
 SCALE: HORIZ 1"=40'
 VERT 1"=4'



CALL BEFORE YOU DIG
 CAN YOU DIG IT!
 1-800-227-2600
 (48Hrs. Advance Notice Required)



CUSTOMERS _____ CYCLE _____ ROUTE _____ AREA 3S LV 21							
NO. 111978 REVISIONS	DESCRIPTION BY DATE APPVD.	AS-BUILT DRAWING-PRESSURE TEST DATA PIPE DIA _____ PIPE LENGTH _____ PIPE TYPE _____ MIN DURATION _____ TEST MEDIUM _____ TEST METHOD _____ TEST PRES. (PSIG) _____ TIME _____ DATE _____ PERFORMED BY _____	VISUAL INSPECTION CERTIFICATION I HAVE VISUALLY INSPECTED ALL HEATED FUSIONS, SOLVENT CEMENT, MECHANICAL JOINTS, AND WELDS THAT I HAVE PERFORMED. NAME _____ DATE _____ AS-BUILTS ACCEPTED BY _____ DATE _____ POSTED BY _____ DATE _____ POSTING QCD BY _____ DATE _____	CONSTRUCTION INSPECTOR _____ FOREMAN _____ REVIEWED BY _____ PERMIT INFORMATION CITY OF LAS VEGAS TAX DISTRICT 02-0203 NDOT UPRR	ISOLATION AREA 125-27 300-51 LOCATION TOWN 22S R62E SEC 4, 5	W. R. NO. 722929 852868 852871 ATLAS #/TILE # X624Y516 X627Y516 X627Y514 X627Y512 X624Y510 X627Y510 X621Y508 X624Y508 X621Y506	ENGINEER/TECHNICIAN MICHAEL ROSS PHONE 702-365-2236 ACCOUNT REP. JAMES STEIN PHONE 702-365-2555 PROJECT CONTACT SHEET NO. 11 OF 20 SCALE 1"=40' DATE 06/26/08 DWN. BY SEI CHKD. BY APPVD. BY TITLE DOWNTOWN HP APPROACH MAIN 107V506R-SWG
		PROPERTY UNITS UNIT NO. UNIT TYPE INSTL. RET. INSTL. RET. COMPLETED					