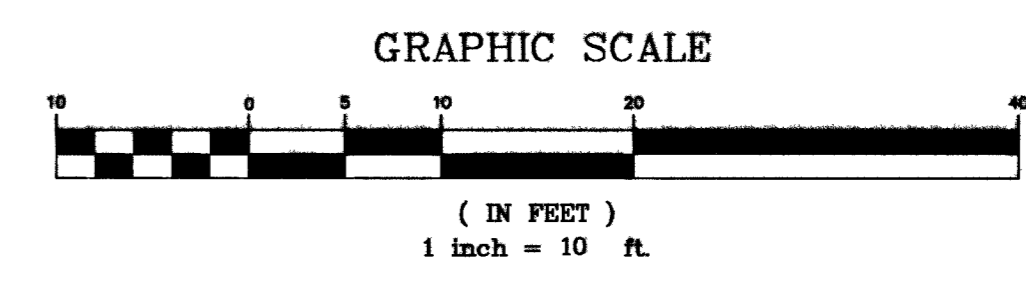
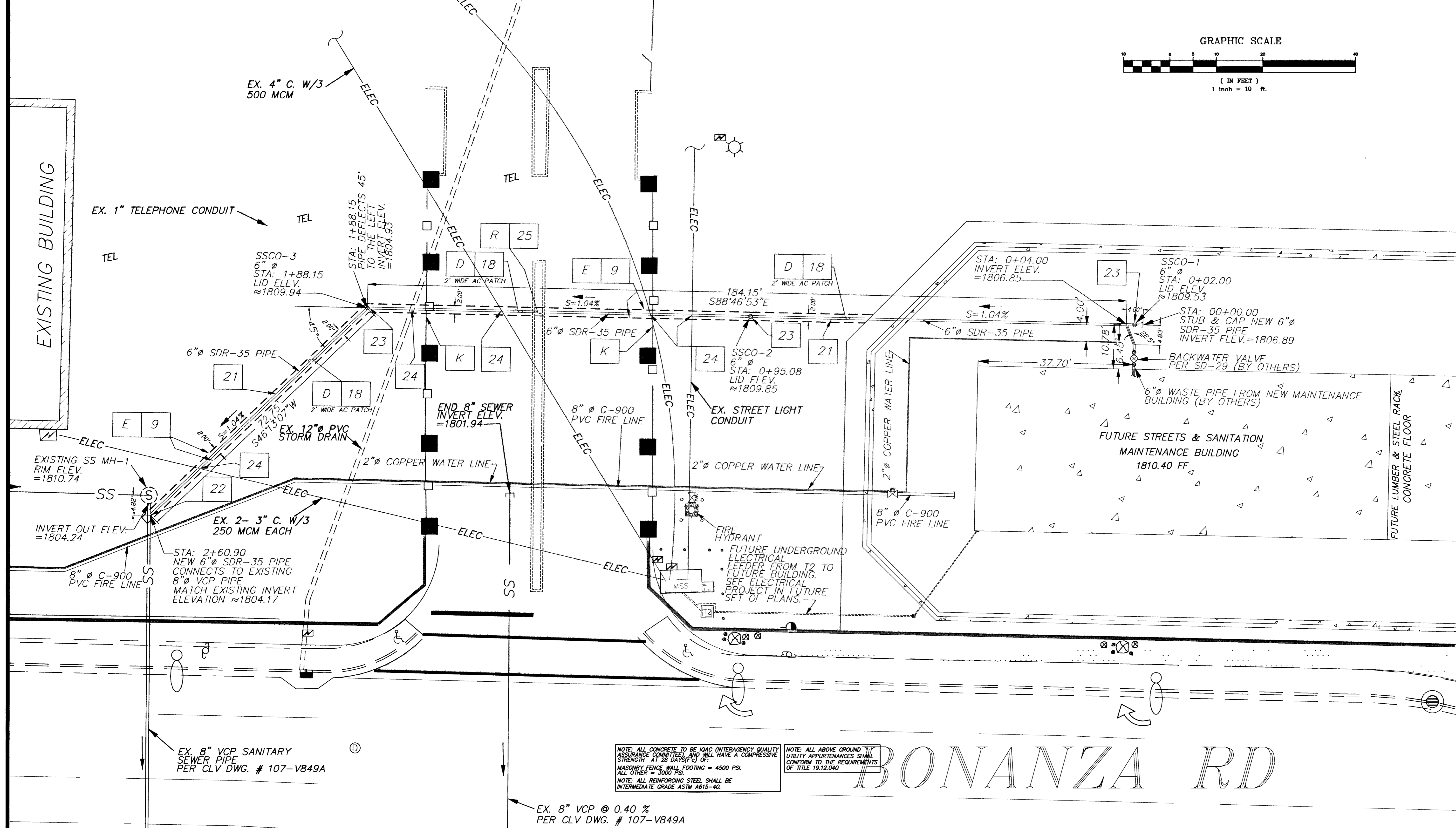


F:\#Depot\Streets\#Depot\Street Rehab\PROJECTS\Hector Projects\Maintenance Bldg East Yard\Draws\Civil\Draws\Employee Parking Lot + storage area at East Yard.dwg



NO.	DATE	DESCRIPTION	APP'D

**DEPARTMENT OF FIELD OPERATIONS
STREETS AND SANITATION DIVISION**
DEPUTY DIRECTOR OF FIELD OPERATIONS: JERRY WALKER, P.E.

DESIGN BY: HME, P.E.
DRAWN BY: HME, P.E.
CHECKED BY: CF

HORIZONTAL SCALE: 1"=10'
VERTICAL SCALE: N.T.S.
DATE: JUNE 2008

**EMPLOYEE PARKING LOT AND STORAGE AREA
AT EAST YARD**

SANITARY SEWER PLAN

TITLE: SHEET: 11 of 16

CLV EMPLOYEE PARKING LOT AND STORAGE AREA AT EAST YARD(100%)

LEGEND

	CONTROL POINT
	MATCH LINE
	FLOW LINE
	EXISTING SOIL
	EXISTING CONCRETE PAVEMENT TO BE REMOVED
	EXISTING SLURRY SEAL LAYER TO BE REMOVED
	EXISTING ASPHALT PAVEMENT TO BE REMOVED
	EXISTING ASPHALT PAVEMENT TO BE REMOVED BY OTHERS
	EXISTING ASPHALT PAVEMENT TO REMAIN
	EXISTING ASPHALT PAVEMENT AND NECESSARY BASE OR NATIVE MATERIAL TO BE REMOVED
	NEW ASPHALT PAVEMENT
	NEW 3" A.C. PAVEMENT OVER 8" TYPE II AGGREGATE BASE
	NEW CONCRETE SLAB (BY OTHERS)
	EXISTING ELECTRIC VAULT/PULL BOX
	EXISTING ELECTRIC METER
	EXISTING PARKING LIGHT
	EXISTING PROPANE TANK

	EXISTING CHAIN LINK FENCE TO BE REMOVED
	EXISTING CHAIN LINK FENCE
	EXISTING STORM DRAIN MANHOLE
	STREET LIGHT
	POWER OR TELEPHONE POLE
	EXISTING DROP INLET
	EXISTING GUARD POST
	NEW GUARD POST
	EXISTING SHED
	(EXISTING GRADE)
	FINISHED GRADE
	EXISTING SLOPE
	PROPOSED SLOPE
	"THROUGH LANE"-USE ARROW SYMBOL
	EXISTING BLOCK WALL
	PARKING STRIPPING
	PHYSICALLY CHALLENGED PERSON PARKING

6" CONCRETE WHEEL BLOCK

SIGN

EXISTING ELECTRIC MAIN SERVICE SWITCHBOARD
EXISTING ELECTRIC TRANSFORMER
NEW ELECTRIC TRANSFORMER
NEW ELECTRIC PULLBOX
NEW ELECTRIC PANEL

UTILITY NOTE:
UTILITY LOCATIONS SHOWN HEREON ARE APPROXIMATE ONLY. IT SHALL BE THE CONTRACTOR'S RESPONSIBILITY TO DETERMINE THE EXACT VERTICAL AND HORIZONTAL LOCATION OF ALL EXISTING UNDERGROUND UTILITIES PRIOR TO COMMENCING CONSTRUCTION. NO REPRESENTATION IS MADE THAT ALL EXISTING UTILITIES ARE SHOWN HEREON. THE ENGINEER ASSUMES NO RESPONSIBILITY FOR UTILITIES NOT SHOWN OR UTILITIES IN THEIR PROPER LOCATION.

Call before you Dig
593-6111
1-800-227-2600

- KEY NOTES**
- REMOVAL ITEMS**
- REMOVE EXISTING CONCRETE PAVEMENT
 - REMOVE EXISTING SLURRY SEAL LAYER
 - REMOVE NECESSARY BASE AND/OR NATIVE MATERIAL TO ACCOMMODATE NEW ASPHALT PAVEMENT AND BASE, OR NEW CONCRETE CURB & GUTTER AND BASE TO THE GRADES AND SLOPES SHOWN ON PLANS
 - REMOVE EXISTING ASPHALT PAVEMENT
 - SAW OUT LINE
 - REMOVE EXISTING CHAIN LINK FABRIC TO ALLOW FOR GRADING AND PAVING
 - REMOVE A PORTION OF EXISTING CHAIN LINK FENCE TO ACCOMMODATE NEW SIDEWALK DIMENSIONS
 - REMOVE EXISTING CHAIN LINK FENCE GATE
 - REMOVE EXISTING CHAIN LINK FENCE
 - REMOVE EXISTING PARKING LIGHT BASE
 - PROTECT IN PLACE
 - REMOVE EXISTING CONCRETE COLLAR AND MAINTAIN GRADE ELEVATION
 - REMOVE NECESSARY SECTIONS OF EXISTING SIDEWALK, CURB & GUTTER TO ACCOMMODATE NEW SIDEWALK DRAIN
 - REMOVE EXISTING CONCRETE BUMPER BLOCK
 - REMOVE EXISTING DECOMPOSED GRANITE AND NATIVE MATERIAL TO ACCOMMODATE NEW CONCRETE PAN GUTTER WITH CURB WALL AND BASE TO THE GRADES AND SLOPES SHOWN ON PLANS
 - REMOVE NECESSARY BLOCK WALL AND BLOCK WALL FOOTING TO ACCOMMODATE BLOCK WALL OPENING PER DETAIL 3 ON SHEET # 8
 - REMOVE NECESSARY PORTIONS OF EXISTING CHAIN LINK FENCE TO ACCOMMODATE NEW 3' WIDE CHAIN LINK PEDESTRIAN GATE
 - REMOVE NECESSARY SECTIONS OF EXISTING CONCRETE ISLAND, TO ACCOMMODATE NEW SANITARY SEWER PIPE OR NEW DOMESTIC WATER LINE OR NEW FIRE LINE SAWCUT TO THE NEAREST WEAKENED JOINT

- CONSTRUCTION ITEMS:**
- CONSTRUCT 3" HOT PLANT MIX RECYCLED BITUMINOUS PAVEMENT CATEGORY II TYPE 3 OVER 6" OF TYPE II AGGREGATE BASE COMPACTED TO 95% SCARIFY AND RECOMPACT 3" OF NATIVE MATERIAL TO 95%
 - CONSTRUCT CONCRETE PAN GUTTER PER SECTION A ON SHEET # 7
 - CONSTRUCT 6'0" x 6'0" CONCRETE SPLASH PAN PER DETAIL 1 ON SHEET # 7
 - ADJUST MANHOLE TO FINISHED GRADE AND CONSTRUCT CONCRETE COLLAR PER USD DWG # 408
 - CONSTRUCT CONCRETE FILLED 8" DIAMETER X 4' HIGH STEEL BOLLARD, SEE DETAIL 2 ON SHEET # 7
 - REMOVE & REPLACE EXISTING PULL BOX AND CONCRETE COLLAR, NEW PULL BOX TO BE TRAFFIC RATED
 - CONSTRUCT SIDEWALK DRAIN PER USD DWG # 236
 - INSTALL 6" HIGH CHAIN LINK FENCE PER USD DWG # 252
 - MATCH LINE, NEW A.C. OR CONCRETE TO MATCH EXISTING OR NEW
 - CONSTRUCT NECESSARY CONCRETE SIDEWALK TO MATCH EXISTING PER USD DWG # 234
 - CONSTRUCT 1" TYPE CONCRETE CURB & GUTTER PER USD DWG # 216
 - CONSTRUCT 1/2" EXPANSION JOINT PER DETAIL 4 ON SHEET # 8
 - CONSTRUCT BLOCK WALL OPENING PER DETAIL 3 ON SHEET # 8
 - CONSTRUCT NECESSARY 8" HIGH BLOCK WALL W/CAP, TO REPLACE REMOVED BLOCK WALL AREAS PER DETAIL 3 ON SHEET # 8 & DETAIL B-103-2 BY CLV BUILDING & SAFETY PER SECTION D ON SHEET # 7
 - NOT USED
 - CONSTRUCT 3" HOT PLANT MIX RECYCLED BITUMINOUS PAVEMENT CATEGORY II TYPE 3 OVER 8" MINIMUM OF TYPE II AGGREGATE BASE COMPACTED TO 95% SUBGRADE SHALL BE SCARIFIED 3" AND RECOMPACTED TO 95% IN AREAS WHERE ADDITIONAL FILL IS REQUIRED, SCARIFY AND RECOMPACT 3" OF EXISTING AGGREGATE BASE OR NATIVE SUBGRADE TO 95% ADD ANY NECESSARY NEW TYPE II AGGREGATE BASE AND COMPACT TO 95% TO MEET GRADES & SLOPES SHOWN ON PLANS
 - CONSTRUCT FULL DEPTH A.C. PATCH PER USD DWG # 504
 - NOT USED
 - INSTALL 6" HIGH, 3'0" WIDE CHAIN LINK PEDESTRIAN GATE PER USD DWG # 253

PROVIDE & INSTALL NEW 6" SDR-35 PIPE, INSTALL PER USD DWGS # 503 & # 505

CONNECT NEW 6" SDR-35 PIPE TO EXISTING SANITARY SEWER PIPE PER USD DWG # 503, UDACS PLATE NO 8B AND DETAIL NO 7 ON SHEET # 9

PROVIDE & INSTALL 6" SANITARY SEWER CLEAN OUT PER DETAIL NO 8 ON SHEET # 9

UTILITY CROSSING CONTRACTOR TO USE CAUTION WHEN WORKING AROUND EXISTING UTILITY LINES

CONSTRUCT REQUIRED PORTIONS OF CONCRETE ISLAND TO MATCH EXISTING ISLAND CONDITIONS

PROVIDE & INSTALL NEW 8" C-900 PVC FIRE LINE, INSTALL PER USD DWG # 503, UDACS PLATE NO 8B AND DETAIL NO 7 ON SHEET # 9

PROVIDE & INSTALL NEW 8" C-900 PVC FIRE LINE, INSTALL PER USD DWG # 517 & UDACS PLATE NO 8 ON SHEET # 9

PROVIDE & INSTALL NEW 2" BALL VALVE AND VALVE BOX, INSTALL PER USD DWG # 517 & UDACS PLATE NO 8

PROVIDE & INSTALL NEW 8" GATE VALVE AND VALVE BOX, INSTALL PER USD DWG # 517 & UDACS PLATE NO 8

PROVIDE & INSTALL NEW FIRE HYDRANT ASSEMBLY & VALVE, INSTALL PER USD DWG # 516 & UDACS PLATE NO 7


CONNECT NEW 8" C-900 PVC FIRE LINE WITH 10" X 8" TEE AND 8" GATE VALVE TO EXISTING 10" C-900 PVC FIRE LINE

CONNECT NEW 2" WATER LINE TO EXISTING 1" WATER LINE WITH 1" X 1" X 1" TEE, 1" BALL VALVE W/VALVE BOX AND 1" X 2" INCREASER

STUB & CAP NEW 8" C-900 PVC FIRE LINE

NOT USED

BASIS OF BEARINGS
CENTERLINE OF BONANZA RD BEARS N 89°46'11" W BETWEEN PECOS RD & SANDHILL RD AS SHOWN ON THE FINAL MAP OF "SMITH'S NO 367 SUBDIVISION" RECORDED IN BOOK 73 OF PLATS, PAGE 31, CLARK COUNTY, NEVADA, RECORDS BENCHMARK
CLV BN 2107 PASSES, RIVET & PLATE IN TOP OF CURB, N/3 OF BONANZA
1/2" 200' W OF FAIRY COURT CENTER
ELEV 1806.39' (NAVD89)



HANSEN # 28148

107V5059