

IRRIGATION SCHEDULE

SYMBOL	DESCRIPTION
M	1" LANDSCAPE WATER METER (See Civil Eng. Plan-Verify location)
●	1" FEBCO 825Y REDUCED PRESSURE BACKFLOW PREVENTER
□	RAIN BIRD - ESP -LX PLUS CONTROLLER (12 Station)
---	SCH. 40 PVC SLEEVE UNDER ALL PAVING (SIZE AS REQUIRED-3" MIN.)
---	1" SCH. 40 PVC MAINLINE (18" DEPTH)
●	RAINBIRD 100-DVF 1" VALVE W/RBY-100-200X WYE FILTER WITH 3/4" RAINBIRD PSI-L30X-075 (6-300 GPH) PRESSURE REGULATOR (See Valve Detail)
---	3/4" CLASS 200 PVC EMITTER LATERAL W/ RAINBIRD XERI-BUG EMITTERS. INSTALL BALL VALVE AT END OF ALL EMITTER LATERALS. See Detail
Trees:(4) Ea. 2 GPH RAINBIRD XB-20PC (Red) Equally Spaced, See Tree Planting Detail	
Shrubs: Five Gal. (1) Ea. 2 GPH RAINBIRD XB-20PC (Red) One Gal. (1) Ea. 1 GPH RAINBIRD XB-10PC (Black) See Shrub Planting Detail	
□	1" RAINBIRD 100-DVF VALVE FOR BUBBLER SYSTEM
●	RAINBIRD 1300 SERIES ADJUSTABLE FLOW BUBBLER (1) @ EACH PALM (Adjust Flow Rate to Approx. 1/2 GPM)
---	CLASS 200 PVC LATERAL (12" DEPTH) SEE PIPE SIZE SCHEDULE

INSTALL CONTROLLER 48" ABOVE FINISH GRADE.
VERIFY CONTROLLER LOCATION WITH ELECTRICAL.


ADJUST FLOW CONTROL ON EACH VALVE TO INSURE
PROPER WATER DELIVERY AT EVERY EMITTER.

VERIFY LOCATION OF WATER METER.

CONNECT @ WATER METER & SET B.P.U.

1" TYPE 'K' HARD COPPER PIPE FROM WATER METER TO
LANDSCAPE B.P.U.

SEE SHEET L3 FOR IRRIGATION DETAILS



Jeff
looker
Architect

2070 E. SOUTHERN AVE.
TEMPE, ARIZONA 85282

MLA Associates

LANDSCAPE ARCHITECTS
2101 East Broadway Road #35 Tempe, AZ 85282
OFFICE 480-777-0150 FAX 480-777-0152
MLA Associates Landscape Architects, Incorporated

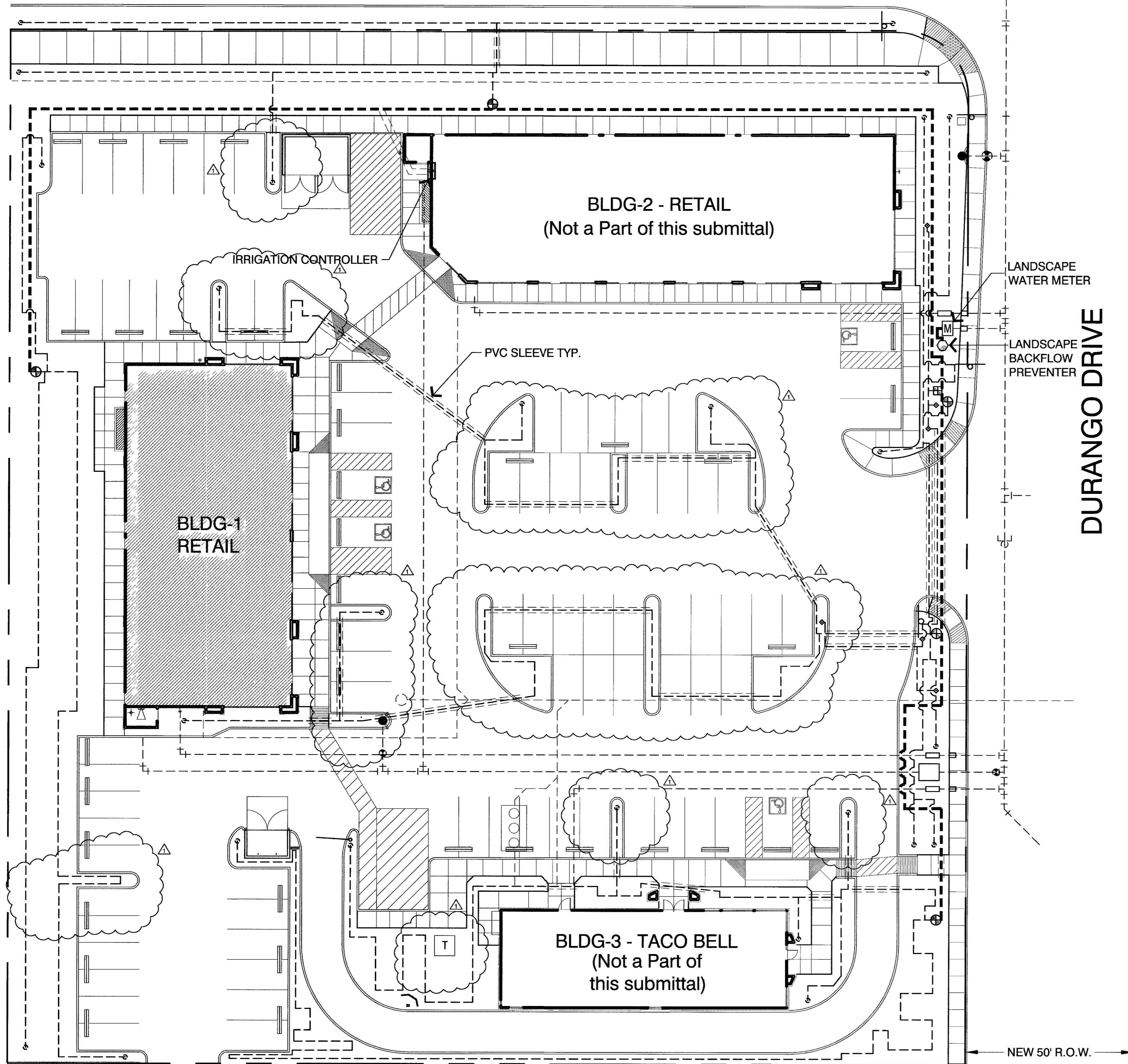
Retail Building #1

8033 N. DURANGO DRIVE
LAS VEGAS, NEVADA

PROJECT # 2006-68
DATE APRIL 11 2007
REVISION APRIL 4 2007 CITY COMMENTS

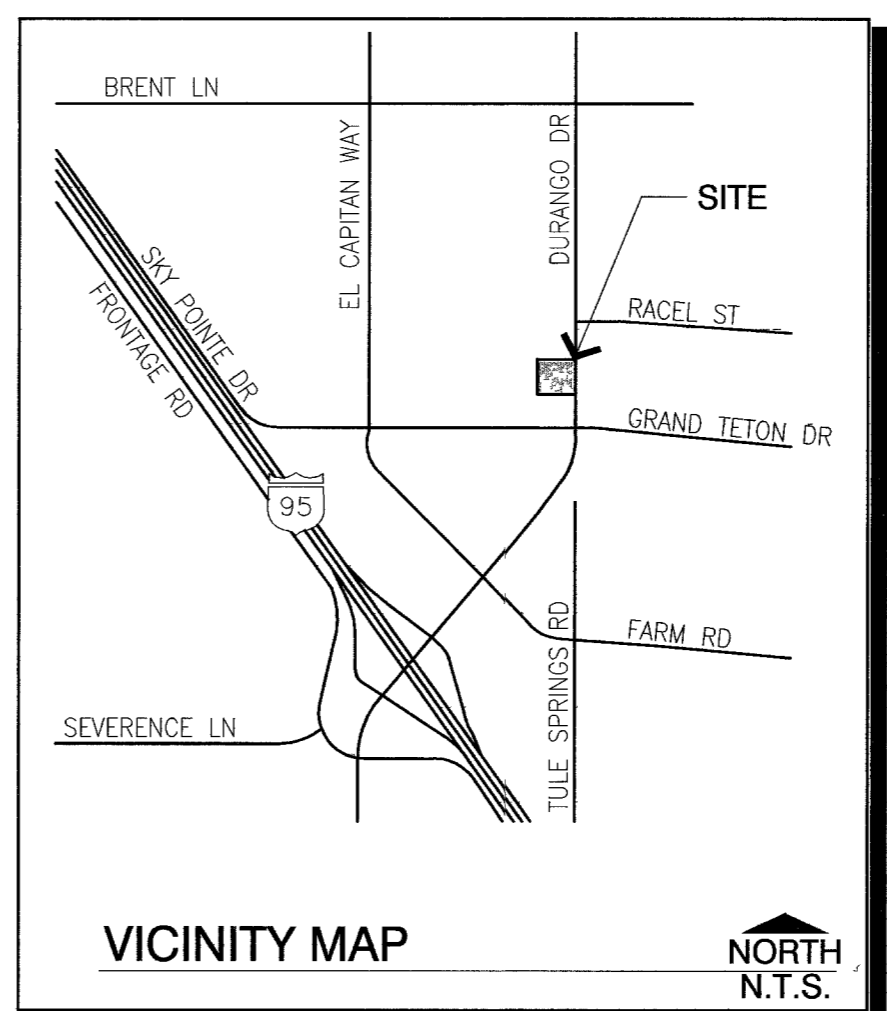
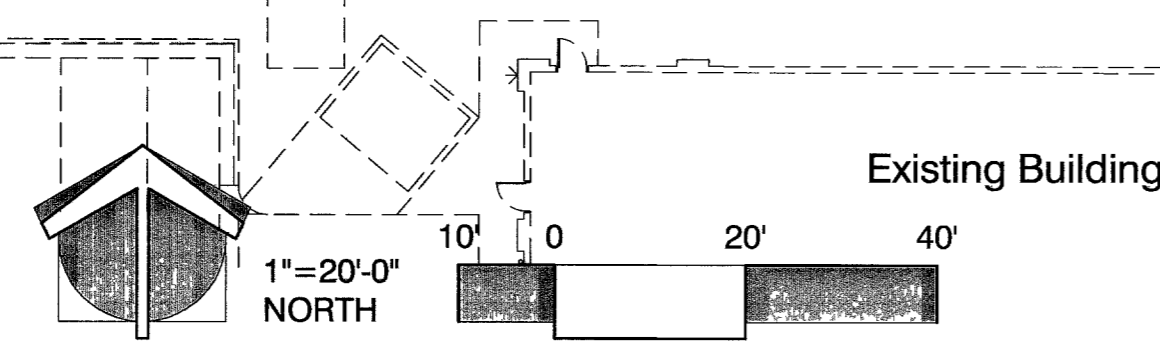
IRRIGATION PLAN

L2
of 4



DURANGO DRIVE

NEW 50' R.O.W.



VICINITY MAP

NORTH
N.T.S.

Printed on: 05/23/2007 - J:\V-Nevada\Looker-Cappellio\Retail-Bldgs-Durango-Drawn\1606-68-2006-68L302B.dwg

103012