FIRE HYDRANT CLEARANCE:
6' MIN RADIUS REQUIRED FROM CIRCUMFERENCE OF HYDRANT TO ANY ABOVE GROUND EQUIPMENT INCLUDEING MANHOLES AND SWITCHBOXES.
3' MIN RADIUS FROM CIRCUMFERENCE OF HYDRANT TO ALL UNDERGROUND HANDHOLES, PULLBOXES AND SPLICEBOXES.

!!!! CAUTION !!!!
ENERGIZED CABLES...
CALL BEFORE YOU DIG

PURPOSE OF PROJECT:
TO PROVIDE 277/480V POWER TO NEW COMMERCIAL BUILDING

## GENERAL NOTES:

ANY NOTES LOCATED IN DRAWING AREA TAKE PRECEDENCE OVER STANDARD NOTES.

ALL WORK SHALL BE ACCOMPLISHED IN STRICT ACCORDANCE WITH THE SPECIFICATIONS SET FORTH IN THE ELECTRIC SERVICE REQUIREMENTS HANDBOOK, AS CURRENTLY ADOPTED BY NPC. THE CONTRACTOR SHALL SECURE COPIES OF THE AFOREMENTIONED CONSTRUCTION SPECIFICATIONS ON HIS OR HER OWN BEHALF.

REFER TO A CURRENT NEVADA POWER ELECTRIC SERVICE REQUIREMENTS HANDBOOK FOR FURTHER CLARIFICATION OF NPC STANDARDS.

THE APPLICANT SHALL INFORM THE INSPECTOR AT LEAST 48 HOURS BEFORE COMMENCING ANY ITEM OF CONSTRUCTION OR INSTALLATION OF MATERIAL TO ENABLE PROPER INSPECTION OF MATERIALS AND WORKMANSHIP. MAIN TRENCH WIRE PULLS TO BE SCHEDULED 72 HOURS IN ADVANCE OF INSTALLATION. APPLICANT'S PROJECT WILL NOT BE SCHEDULED UNTIL FINAL APPROVAL FROM NPC UNDERGROUND & ELECTRICAL INSPECTORS.

SYMBOLS ARE NOT TO SCALE AND DO NOT NECESSARILY REPRESENT ACTUAL LOCATIONS OF FACILITIES.

THIS DRAWING ILLUSTRATES DATA COLLECTED FROM VARIOUS SOURCES AND MAY NOT REPRESENT A SURVEY OF THE PREMISES.

APPLICANT SHALL FIELD DETERMINE POSITION AND DEPTH OF EXISTING UTILITY EQUIPMENT PRIOR TO COMMENCING CONSTRUCTION.

USE CAUTION PRIOR TO EXCAVATION. CHECK TO ENSURE ADDITIONAL DEPTH IS NOT REQUIRED TO ACCOMMODATE GAS AND/OR WATER FACILITIES AND DRAINAGE CHANNELS.

CALL NEVADA POWER UNDERGROUND INSPECTORS 48 HOURS PRIOR TO START OF CONSTRUCTION FOR TRENCH INSPECTION BEFORE COVERING TRENCH.

ALL NPC CABLE TO BE INSTALLED BEHIND CURB, UNLESS OTHERWISE STATED.

APPLICANT IS RESPONSIBLE FOR STAKING OF PROPERTY CORNERS & ELEVATIONS.

ALL HANDHOLES AND PULLBOXES SHALL BE INSTALLED TO FINISHED GRADE OR 6" ABOVE IF GRADE IS NOT ESTABLISHED.

WHEN INSTALLING CONDUIT IN FIELD, USE APPROPRIATE BENDS TO COMPLETE THE INSTALLATION.

DEFLECTION OF CONDUIT BENDS AND CONDUIT NOT TO EXCEED NPC STANDARDS.

EXISTING CONDUIT INSTALLED BY PREVIOUS CONTRACTOR / DEVELOPER. NPC DOES NOT GUARANTEE LOCATION, LENGTH OR ACCESSIBILITY OF STUB OUT.

NO COVERED PARKING IN SHADED AREAS.

ALL CONSTRUCTION AND MATERIALS SHALL BE IN ACCORDANCE WITH THE "UNIFORM STANDARD SPECIFICATIONS FOR PUBLIC WORKS CONSTRUCTION OFF-SITE IMPROVEMENTS, CLARK COUNTY AREA NEVADA". LATEST ISSUE; THE "UNIFORM STANDARD DRAWINGS FOR PUBLIC WORKSCONSTRUCTION, CLARK COUNTY AREA NEVADA", LATEST ISSUE; AND OTHER APPLICABLE APPROVED STANDARDS ISSUED BY THE CONTROLLING AGENCY; ALL LOCAL CITY CODES AND ORDINANCES APPLICABLE.

## COMMERCIAL WITH FEEDER

EXIST. NEW

### NPC WORK AND SERVICES TO CONSIST OF:

- 1000 MCM TRIPLEX, 15 KV AL PRIMARY CABLE IN 6" PLASTIC CONDUIT.
- 1/0 TRIPLEX, 15 KV AL PRIMARY CABLE IN 4" PLASTIC CONDUIT (CONDUIT BY CONTRACTOR).
- 1/0, 15 KV AL PRIMARY CABLE IN 4" PLASTIC CONDUIT (CONDUIT BY CONTRACTOR).
- CONDUIT LOCATING DEVICE 18" ABOVE STUBOUT.
- SINGLE PHASE PRIMARY POLE RISER PER NPC U.G. STD. OEP-105.
- THREE PHASE PRIMARY POLE RISER PER NPC U.G. STD. OEP-106.
- 600 AMP THREE PHASE, 12.47 KV PRIMARY POLE RISER PER NPC U.G. STD. OEP-101.
- SECONDARY RISER PER NPC U.G. STD. SSP-2.
- SWITCHES (PMH-2, PMH-4, PMH-9, PMH-10, PMH-11, PMH-12).
- 5' X 10'-6" X 7' MANHOLE, PER NPC U.G. STD. RS-94.
- 1200KVAR CAPACITOR BANK PER NPC U.G. STD. UC-101.
- SINGLE PHASE COMMERCIAL PADMOUNTED TRANSFORMER WITH SIZE AS NOTED, 7200-120/240V, PER NPC U.G. STD. UT-105.
- (2) SINGLE PHASE PADMOUNTED COMMERCIAL TRANSFORMERS WITH SIZE AS NOTED, 7200-120/240V, CONNECT OPEN WYE-OPEN DELTA FOR THREE PHASE 120-240V SERVICE, PER NPC U.G. STD. UT-107, WHERE APPLICABLE.
- (3) SINGLE PHASE PADMOUNTED COMMERCIAL TRANSFORMERS WITH SIZE AS NOTED, 7200-120/240V, CONNECT CLOSED WYE-CLOSED DELTA FOR THREE PHASE 120-240V SERVICE, PER NPC U.G. STD. UT-109, WHERE APPLICABLE.
- THREE PHASE COMMERCIAL PADMOUNTED TRANSFORMER WITH SIZE & VOLTAGE AS NOTED, PER NPC U.G. STD. UT-101, WHERE APPLICABLE.
- TERMINATION OF ALL MODULES, MAKES, SPLICES AND FINAL CONNECTIONS.
- NPC TO COIL PRIMARY CABLE IN PULLBOX FOR FUTURE SPLICES, WHERE APPLICABLE.
- NPC TO CUT EXISTING CONDUIT AND TERMINATE PRIMARY CABLES ON THE LOAD BREAK MODULE, WHERE APPLICABLE.
- SERVICE CABLE BY NPC UNLESS NOTED OTHERWISE.

EXIST. NEW

### APPLICANT TO FURNISH AND INSTALL:

- ALL TRENCHING & BACKFILL, MEETING APPLICABLE NPC STANDARD (RT-5, RT-7, OR RT-12).
- 6" PLASTIC CONDUIT, PER NPC U.G. STD. RC-1 AND RC-2.
- 6" RGS BENDS (90°, 45°) WITH 48" MIN. RADIUS, TAPED OR PVC COATED.
- 4" PLASTIC CONDUIT, PER NPC U.G. STD. RC-1 AND RC-2.
- 4" PLASTIC CONDUIT BENDS (90°, 45°) WITH 36" MIN. RADIUS. (IF CONDUIT LENGTH IS UNDER 100')
- 4" RGS BENDS (90°, 45°) WITH 36" MINIMUM RADIUS, TAPED OR PVC COATED. (IF CONDUIT LENGTH IS OVER 100')
- COUPLING FOR 4" OR 6" CONDUITS (AS APPLICABLE).
- ALL SERVICE CONDUIT - 4" MINIMUM DB60 PVC GRAY (RISER: RGS REQUIRED) WITH 5/32" POLYPROPYLENE PULL LINE WITH A MIN. BREAKING STRENGTH OF 1250 lbs.
- 2'-6" X 4' X 4' SPLICE PULLBOX PER NPC U.G. STD. RS-80.
- 3' X 7' X 4' PULLBOX PER NPC U.G. STD. RS-82.
- PAD FOR (1) SINGLE PHASE COMMERCIAL TRANSFORMER, PER NPC U.G. STD. RS-19 AND RS-5.
- PAD FOR (2) SINGLE PHASE COMMERCIAL TRANSFORMERS, PER NPC U.G. STD. RS-20 AND RS-5.
- PAD FOR (3) SINGLE PHASE COMMERCIAL TRANSFORMERS, PER NPC U.G. STD. RS-21 AND RS-5.
- PAD FOR (1) THREE PHASE COMMERCIAL TRANSFORMER, PER NPC U.G. STD. RS-35, RS-37, RS-40 OR RS-41, AND RS-5.
- 5' X 10'-6" X 7' MANHOLE FOR SWITCH, PER NPC U.G. STD. RS-98, RS-99, RS-100, OR RS-101.
- VEHICLE PROTECTIVE BARRIERS PER NPC U.G. STD. RS-6, WHERE APPLICABLE.

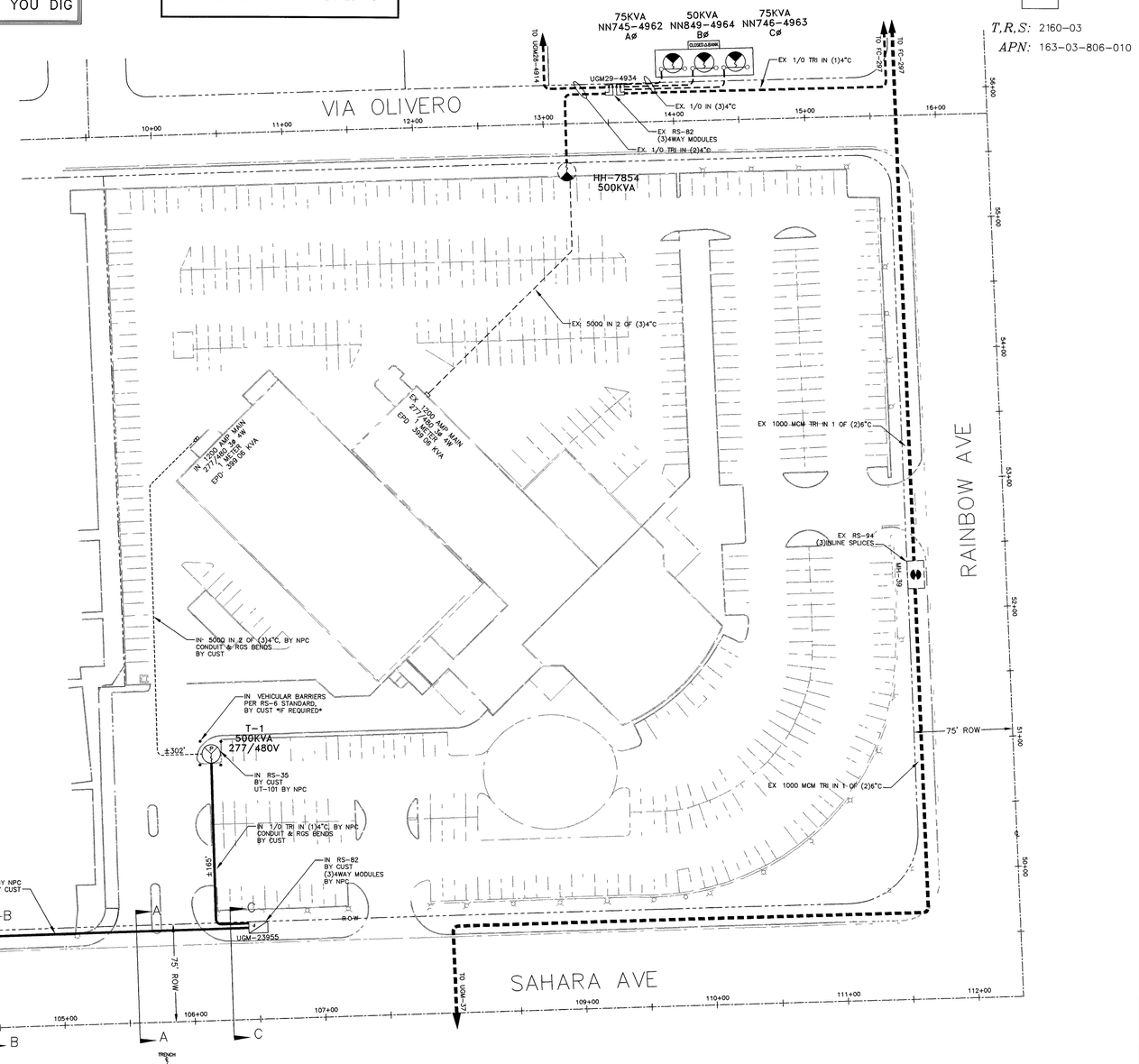


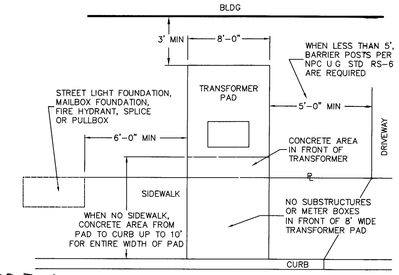


103700

COMMERCIAL TRANSFORMER LOCATION DETAIL
NPC U G STD RS-5

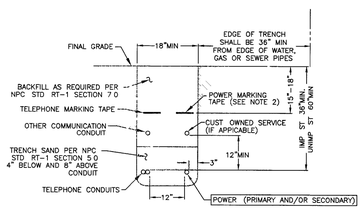


TRENCH DETAIL
NPC U.G STD RT-12 (REV 4/8/02)
(RESIDENTIAL AND COMMERCIAL)

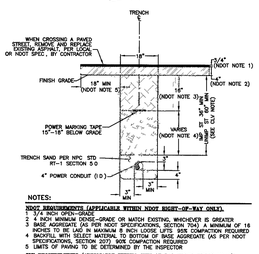


TRENCH DETAIL "A-A"
1-4" CONDUIT

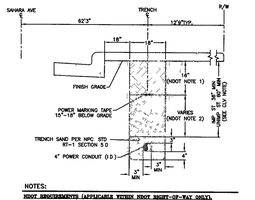


TRENCH DETAIL "B-B"
1-4" CONDUIT

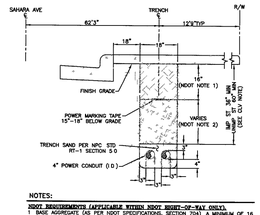


TRENCH DETAIL "C-C"
2-4" CONDUITS

APPROVED FOR CONSTRUCTION
THIS APPROVAL IS FOR WORK IN CLV R/W ONLY OBTAINING PERMISSIONS OR EASEMENTS FOR WORK SHOWN ON PRIVATE PROPERTY IS THE RESPONSIBILITY OF THE UTILITY.
APPROVAL 7/2/07 DATE

CITY OF LAS VEGAS PERMIT REQUIRED*
CONTACT CLV LAND DEVELOPMENT (229-6371) CLV CONSTRUCTION SERVICES MUST BE NOTIFIED 24 HOURS PRIOR TO COMMENCING CONSTRUCTION (229-6337)
*NPC INSPECTOR MUST BE NOTIFIED BY FAX 48 HOURS PRIOR TO COMMENCING CONSTRUCTION & VERIFY CLV PERMIT FOR WORK DONE IN STREETS OR SIDEWALK.
FAX PERMIT TO:
LAS VEGAS NORTH: 657-4354
LAS VEGAS SOUTH (HENDERSON): 558-4740
LAS VEGAS SOUTH (SPRING VALLEY): 252-4828

## CIVIL LINETYPE LEGEND

| | PROPOSED | EXISTING |
|---|---|---|
| CENTERLINE | | |
| PROPERTY LINE/ROW | | |
| CURB | | |
| EDGE OF PAVEMENT | | |
| EDGE OF SIDEWALK | | |
| SEWER LINE * | —— 8"S —— | —— 8"S —— |
| WATER LINE * | —— 8"W —— | —— 8"W —— |
| GAS LINE * | —— 2"G —— | —— 2"G —— |
| TELEPHONE LINE * | —— TEL —— | —— TEL —— |
| CABLE TV LINE * | —— CATV —— | —— CATV —— |
| STORM DRAIN LINE * | —— 12"SD —— | —— 12"SD —— |
| FIRE HYDRANT | | |
| STREET LIGHT | | |
| STREET LIGHT SERVICE | | |

* LINETYPES UTILIZED WHERE CONFLICT OCCURS WITH NPC FACILITIES

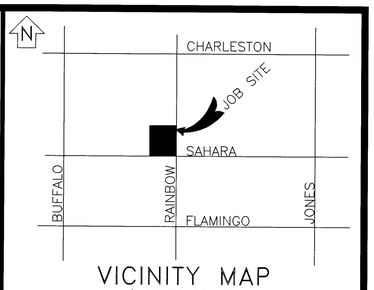


VICINITY MAP
(NOT TO SCALE)

EVERY EFFORT HAS BEEN MADE TO IDENTIFY ALL NPC FACILITIES. THE CUSTOMER SHALL CONFIRM THE EXISTENCE AND LOCATION OF THESE FACILITIES.

AVOID HITTING OVERHEAD POWER LINES IT'S COSTLY
CALL BEFORE YOU DO OVERHEAD
CALL 1-702-227-2929

Call before you Dig
Avoid cutting underground utility lines it's costly
Call 811
OR
1-800-227-2600
AND
CLARK COUNTY TRAFFIC OPERATIONS
1-702-455-7544

## REVISIONS

| NO. | DESCRIPTION | DATE | G.A. |
|---|---|---|---|
| | | | |
| | | | |
| | | | |
| | | | |
| | | | |
| | | | |
| | | | |
| | | | |
| | | | |
| | | | |

TYPE OF EASEMENT:
- AERIAL
- STANDARD
- R/W-31
- UNDERGROUND
- AS BUILT UNDERGROUND
- R O E/R/W-5-COM
- 3rd PARTY
- UNDERGROUND BY EXHIBIT
- (N-DOT) PERMIT
- (BLM) PERMIT
- RAILROAD-UPRR-PERMIT
- SO NEVADA WATER PERMIT
- NOT REQUIRED
- Misc Info

JPA NOTES:
SPRINT CONTACT: N/A
PHONE NUMBER: N/A
DATE OF CONTACT:
____ TO SET NEW POLES
____ TO STAKE NEW POLES
____ TO PROVIDE ____ POLES
____ ____ FT. CLASS ____
____ ____ FT. CLASS ____
____ ____ FT. CLASS ____
____ TO DIG POLE HOLES
____ TO REMOVE EX. POLES
N/A
JPA#: N/A

## EXHIBIT 'A'

NPC INFORMATION:
COORDINATOR: DON JACKSON
PHONE: 657-4309
DESIGNER: ERIC GERNHART
DCA: N/A
INSPECTOR: 378-3690
STAND BY: 657-4117,657-4116,657-4118
DISTRICT: LAS VEGAS

CUSTOMER INFORMATION:
APPLICANT PDA CORP
ENGINEER: PDA CORP
CONTACT: JON FOSTER 567-1022 X105
APPROVAL DATE: 10/13/2006

GOVERNMENT INFORMATION:
AGENCY: CITY OF LAS VEGAS
APPROVAL DATE:

FOR EACH SERVICE POINT (POINT OF DELIVERY), ENERGY FOR EACH TENANT SPACE WILL BE MEASURED THROUGH ONE WATTHOUR METER. ENERGY FOR ALL NON-TENANT SPACE WILL BE MEASURED THROUGH ONE WATTHOUR METER. CONTACT NPC METER OPERATIONS FOR MULTIPLE RATE CLASS INSTALLATIONS

NEVADA POWER COMPANY

107V4667-NPC

DESERT BMW
N/W CORNER OF RAINBOW AND SAHARA

| PROJ. ID: 182718 | SCALE: 1" = 50' |
|---|---|
| SHEET #: 1 OF 1 | DATE: 09/11/2006 |

1071V4