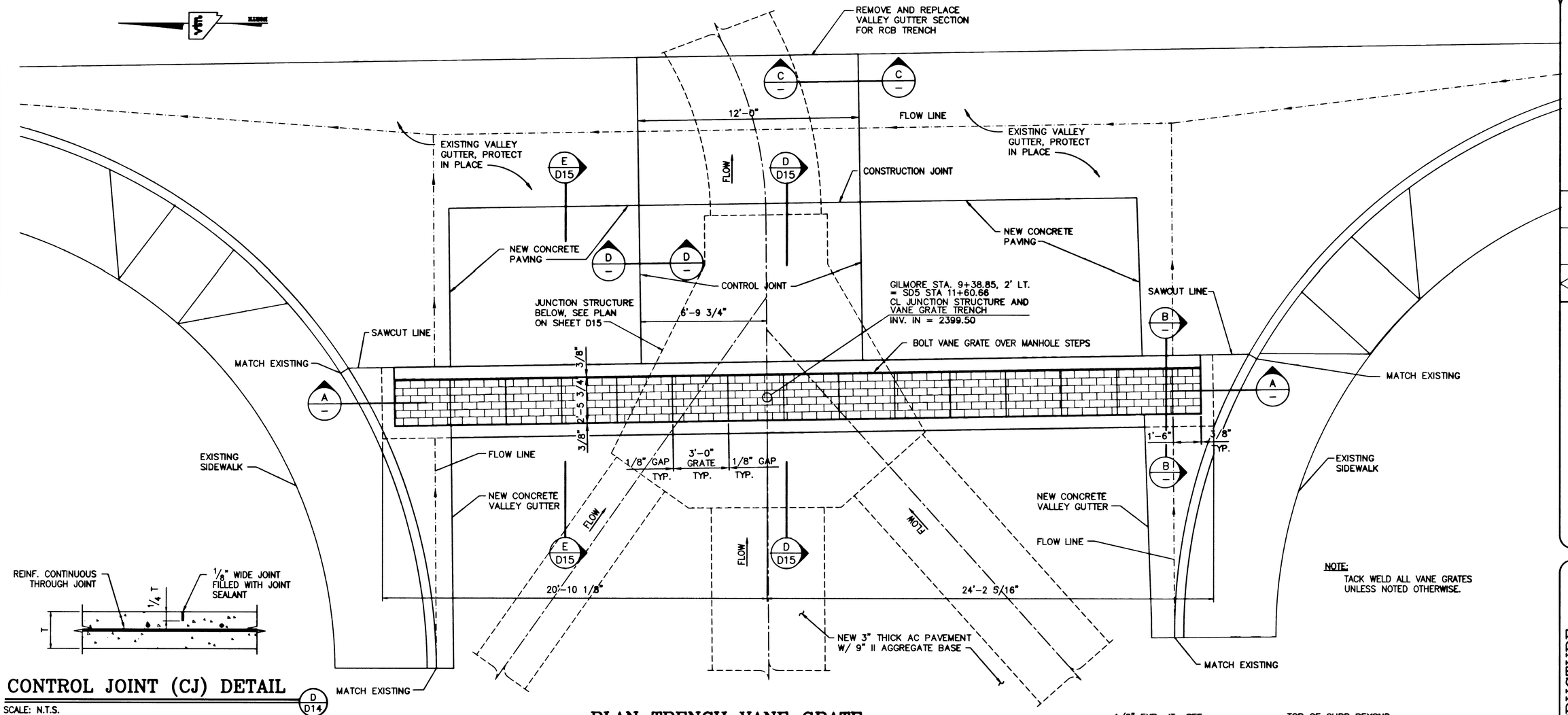


NOTE:
TACK WELD ALL VANE GRATES UNLESS NOTED OTHERWISE.

## PLAN TRENCH VANE GRATE

3/8" = 1'-0"




## CONTROL JOINT (CJ) DETAIL

SCALE: N.T.S.

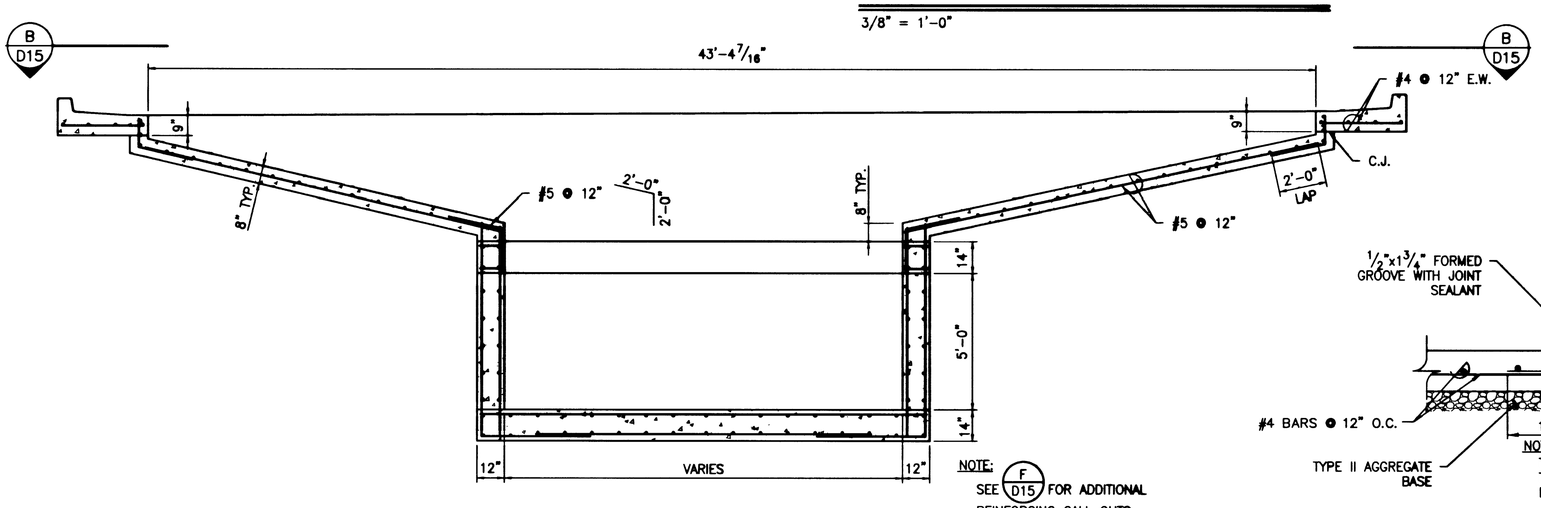


NOTE:
SEE F/D15 FOR ADDITIONAL REINFORCING CALL OUTS.

## SECTION

3/8" = 1'-0"

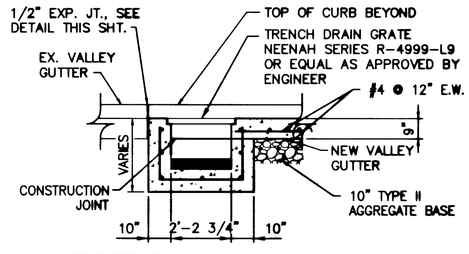


## SECTION

3/4" = 1'-0"

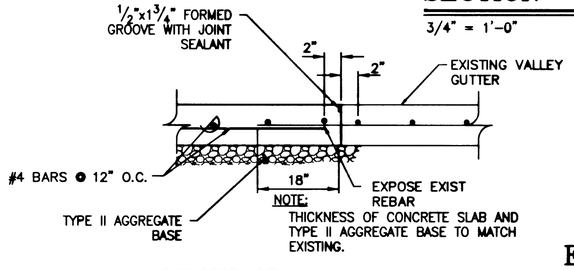


NOTE:
THICKNESS OF CONCRETE SLAB AND TYPE II AGGREGATE BASE TO MATCH EXISTING.

## SECTION

3/4" = 1'-0"

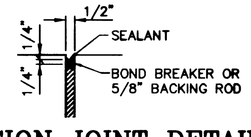


## EXPANSION JOINT DETAIL

3/4" = 1'-0"

RECORD DRAWING 03/23/01

| REV | DATE | BY | REVISION |
|---|---|---|---|

RSH+CB&L ENGINEERING
Consulting Structural Engineers
CONSULTING ENGINEERS • PLANNERS • LAND SURVEYORS

DEPARTMENT OF PUBLIC WORKS
CITY OF LAS VEGAS

TITLE: JUNCTION STRUCTURE AND VANE GRATE TRENCH GILMORE STA. 9+38.85, 2' LT.

PROJECT: DURANGO DRIVE IMPROVEMENTS
CHEYENNE AVENUE TO LONE MOUNTAIN ROAD

SEAL

WO NO. 5249
BY WSW
DATE 7/17/98
SCALE HORIZ. VERT.
DRAWING D14
SHEET 20 OF 106 SHEETS

98072D14.dwg 7-9-98 8:57:05 am EST

32204