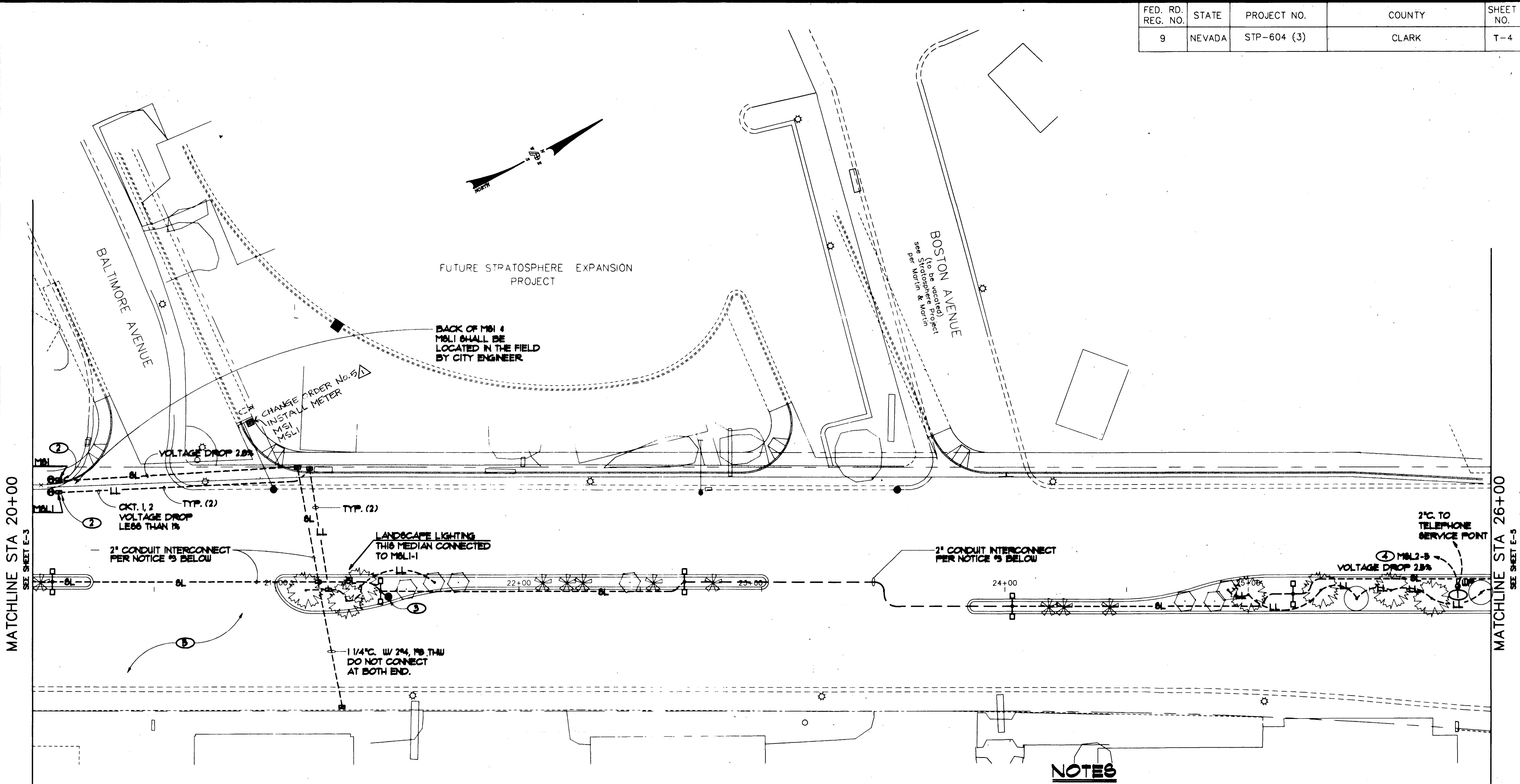
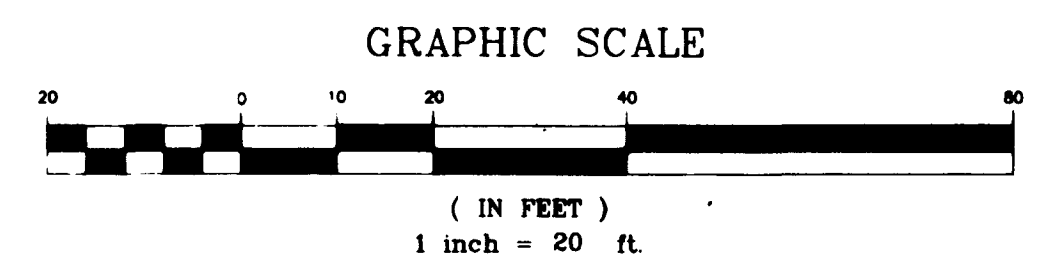


FED. RD. REG. NO.	STATE	PROJECT NO.	COUNTY	SHEET NO.
9	NEVADA	STP-604 (3)	CLARK	T-4



LAS VEGAS BOULEVARD



NOTES


- ① PROVIDE CONNECTION TO IRRIGATION CONTROLLER. COORDINATE LOCATION WITH IRRIGATION DRAWINGS.
- ② SEE SHEET E-8 FOR REQUIREMENTS.
- ③ PROVIDE PHOTOCELL MOUNTED ON TOP OF POLE AT LOCATION INDICATED. ROUTE 3/16" TO CONTACTOR AT MBI THRU 1/4" ØL CONDUIT.
- ④ 1"-2" 4 MIB GRND. ROUTE ADJACENT TO LANDSCAPE LIGHTING CIRCUITS TO MBI-2.
- ⑤ CONTRACTOR SHALL CONSULT TRAFFIC ENGINEER FOR FUTURE TRAFFIC SIGNAL REQUIREMENTS ON THIS INTERSECTION.

NOTICE

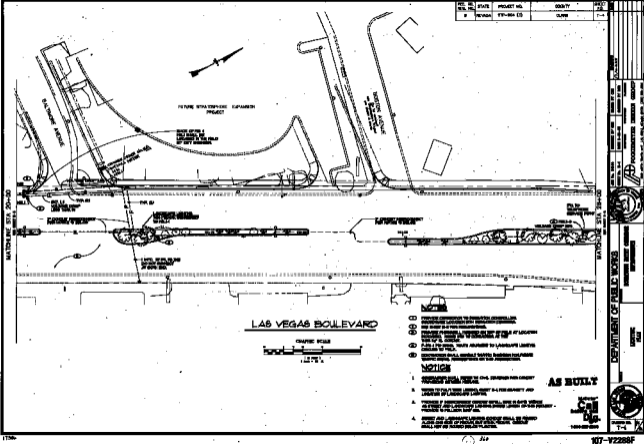
- 1. CONTRACTOR SHALL REFER TO CIVIL DRAWINGS FOR CONDUIT PROVISIONS BETWEEN MEDIANS.
- 2. REFER TO PALM TREE LEGEND, SHEET E-1, FOR QUANTITY AND LOCATION OF LANDSCAPE LIGHTING.
- 3. PROVIDE 2" INTERCONNECT CONDUIT W/FULL WIRE IN SAME TRENCH AS STREET AND LANDSCAPE LIGHTING ENTIRE LENGTH OF THIS PROJECT - PROVIDE 3" FULLBOX 500' O.C.
- 4. STREET AND LANDSCAPE LIGHTING CONDUIT SHALL BE ROUTED ALONG ONE SIDE OF MEDIAN, BUT WITHIN MEDIAN. CONDUIT SHALL NOT BE ROUTED BELOW PLANTING.

AS BUILT

Avoid cutting underground utility lines. If it's not there, call before you dig.
Call before you Dig.
1-800-227-2600

REVISIONS	DATE	DRAWN BY	CHECKED BY	DESIGNED BY	DATE	SURVEYORS	PLANNERS
AS-BUILT		C.R.C.	D.O.B.	C.R.C.	6-16-96	SURVEYORS	PLANNERS
							
DEPARTMENT OF PUBLIC WORKS PROJECT: DOWNTOWN ENTRY CORRIDOR IMPROVEMENTS SHEET: LIGHTING PLAN							
POGGEMEYER DESIGN GROUP 2801 NORTH TENAYA WAY LAS VEGAS, NEVADA 89128 (702) 255-8100							
DRAWING NO. T-4 SHEET NO. 44/52							

FED. RD. DIST. NO.	STATE	PROJECT NO.	COUNTY	DATE
2	NEVADA	RT-304 (S)	CLAY	7-4



LAS VEGAS BOULEVARD



- ① PROVIDE CONSTRUCTION TO PREVENT CORROSION OF REINFORCING BARS AND BRIDGE DECKING AND BRIDGE DECK JOINTS.
- ② PROVIDE PAVEMENT, FINISH ON TOP OF CURB AT LOCATION SHOWN, AND ON TO CENTERLINE OF THE SIDE OF R.O.W.
- ③ PLACE 1" TO 2" SAND, FINISH ADJACENT TO LANDSCAPE LIGHTS ORIGINALLY SHOWN.
- ④ CONCRETE SHALL BE PLACED TO MATCH EXISTING CURBS AND SIDEWALKS, WHERE APPROPRIATE ON THE PROJECTIONS.

NOTICE

1. CONTRACTOR SHALL BE RESPONSIBLE FOR OBTAINING PERMITS FROM ALL AFFECTED AGENCIES.
2. VERIFY EXISTING UTILITIES PRIOR TO CONSTRUCTION AND LOCATION OF LANDSCAPE LIGHTS.
3. PROVIDE 1" TO 2" SAND ADJACENT TO LANDSCAPE LIGHTS AS SHOWN AND PROVIDE 1" TO 2" SAND UNDER SIDEWALKS AND SIDEWALKS.
4. PROVIDE AND MAINTAIN LANDSCAPE LIGHTS AS SHOWN ALONG THE SIDE OF ROAD AND SIDEWALKS. THESE SHALL NOT BE RELOCATED OR PLACED.

AS BUILT



MATCHLINE STA. 38+00

DEPARTMENT OF PUBLIC WORKS

CONTRACT NO. 30-00-00

DRAWING NO. 1-1

DATE: 7-4

PROJECT: LAS VEGAS BOULEVARD

DRAWN BY: [Name]

CHECKED BY: [Name]

APPROVED BY: [Name]

SCALE: 1" = 20'