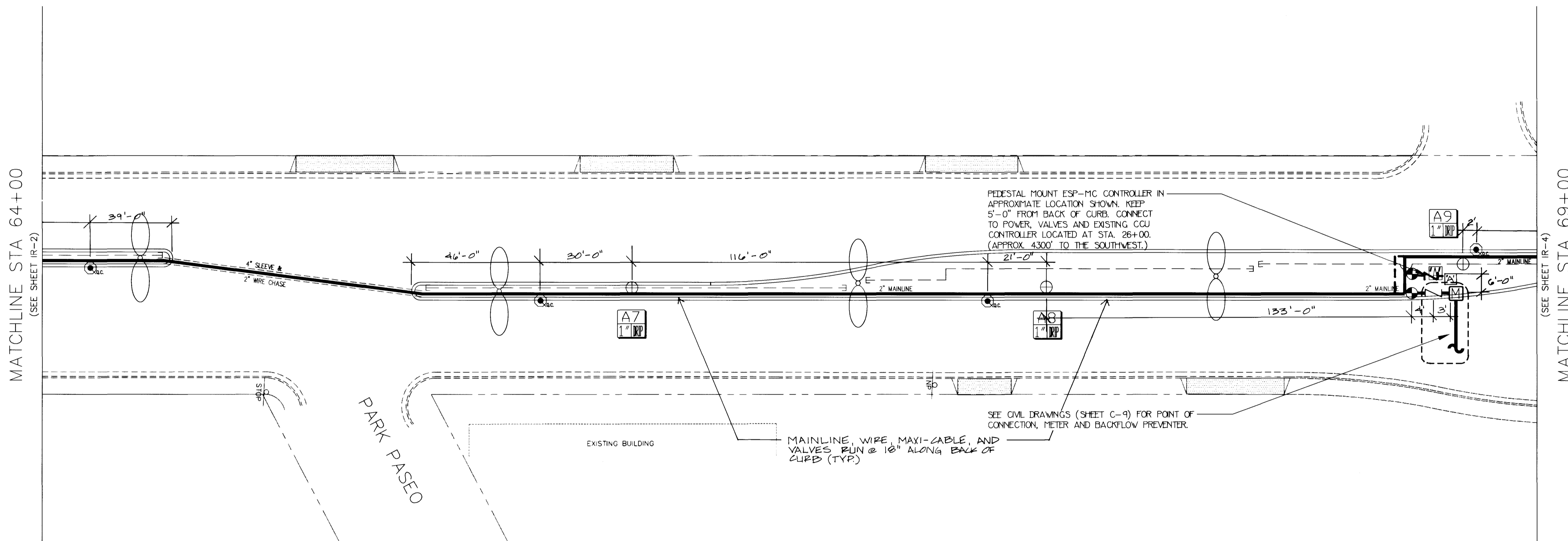
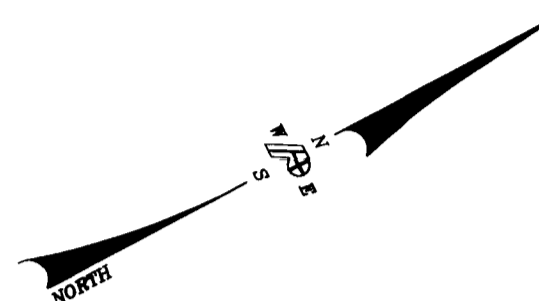
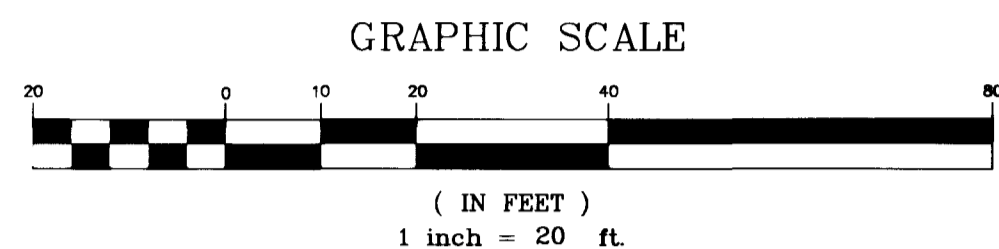


LAS VEGAS BOULEVARD



- NOTES:
- 1) SEE SHEET IR-5 FOR IRRIGATION DETAILS.
 - 2) INSTALL MAINLINE ADJACENT TO CURB WHERE POSSIBLE.
 - 3) INSTALL CONTROL WIRE ADJACENT TO MAINLINE WHERE POSSIBLE.

VALVE ID LEGEND




PEDESTAL MOUNT ESP-MC CONTROLLER IN APPROXIMATE LOCATION SHOWN. KEEP 5'-0" FROM BACK OF CURB. CONNECT TO POWER, VALVES AND EXISTING CGU CONTROLLER LOCATED AT STA. 26+00. (APPROX. 4300' TO THE SOUTHWEST.)

SEE CIVIL DRAWINGS (SHEET C-9) FOR POINT OF CONNECTION, METER AND BACKFLOW PREVENTER.

MAINLINE, WIRE, MAXI-CABLE, AND VALVES RUN @ 18" ALONG BACK OF CURB (TYP)

DATE	REVISIONS

JOB No. 1003002	DESIGNED BY RPS	DRAWN BY RPS
SHEET No. IR-3	DATE 02-03-97	CHECKED BY SWS
	ENGINEERS	SURVEYORS
	LANDSCAPE ARCHITECTS	PLANNERS
POGGEMEYER DESIGN GROUP		
2601 NORTH TENAYA WAY LAS VEGAS, NEVADA 89128 (702) 255-8100		



DEPARTMENT OF PUBLIC WORKS
 PROJECT: DOWNTOWN ENTRY CORRIDOR IMPROVEMENTS
 LAS VEGAS BLVD. BEAUFORTICATION
 4TH STREET TO CHARLESTON BLVD.

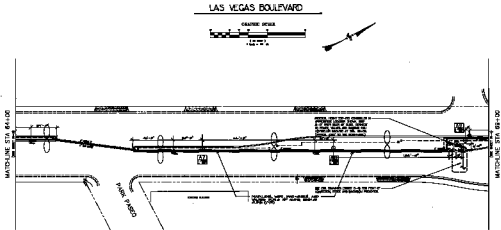
SHEET:
 IRRIGATION PLAN
 STA 64+00 to 69+00



DRAWING NO.	20
IR-3	28

Call before you Dig.
 1-800-227-2600

RECORD DRAWING



- NOTES**
1. SEE LIST OF THE DESIGN
 2. SEE LIST OF THE DESIGN
 3. SEE LIST OF THE DESIGN
 4. SEE LIST OF THE DESIGN
- SEE THE REVISION SHEET FOR THE LATEST REVISIONS TO THIS DRAWING.



DEPARTMENT OF PUBLIC WORKS	ENGINEERING	DESIGN	SECTION	NO.	DATE
SPECIALIST	SUPERVISOR	CHECKER	DESIGNER	DRAWN	DATE
PROJECT	SHEET NO.	SHEET TOTAL	DATE	SCALE	PROJECT NO.
DEPARTMENT OF PUBLIC WORKS ENGINEERING DESIGN SECTION 125 SOUTH LAS VEGAS BOULEVARD, SUITE 1000, LAS VEGAS, NEVADA 89101					

RECORD DRAWING