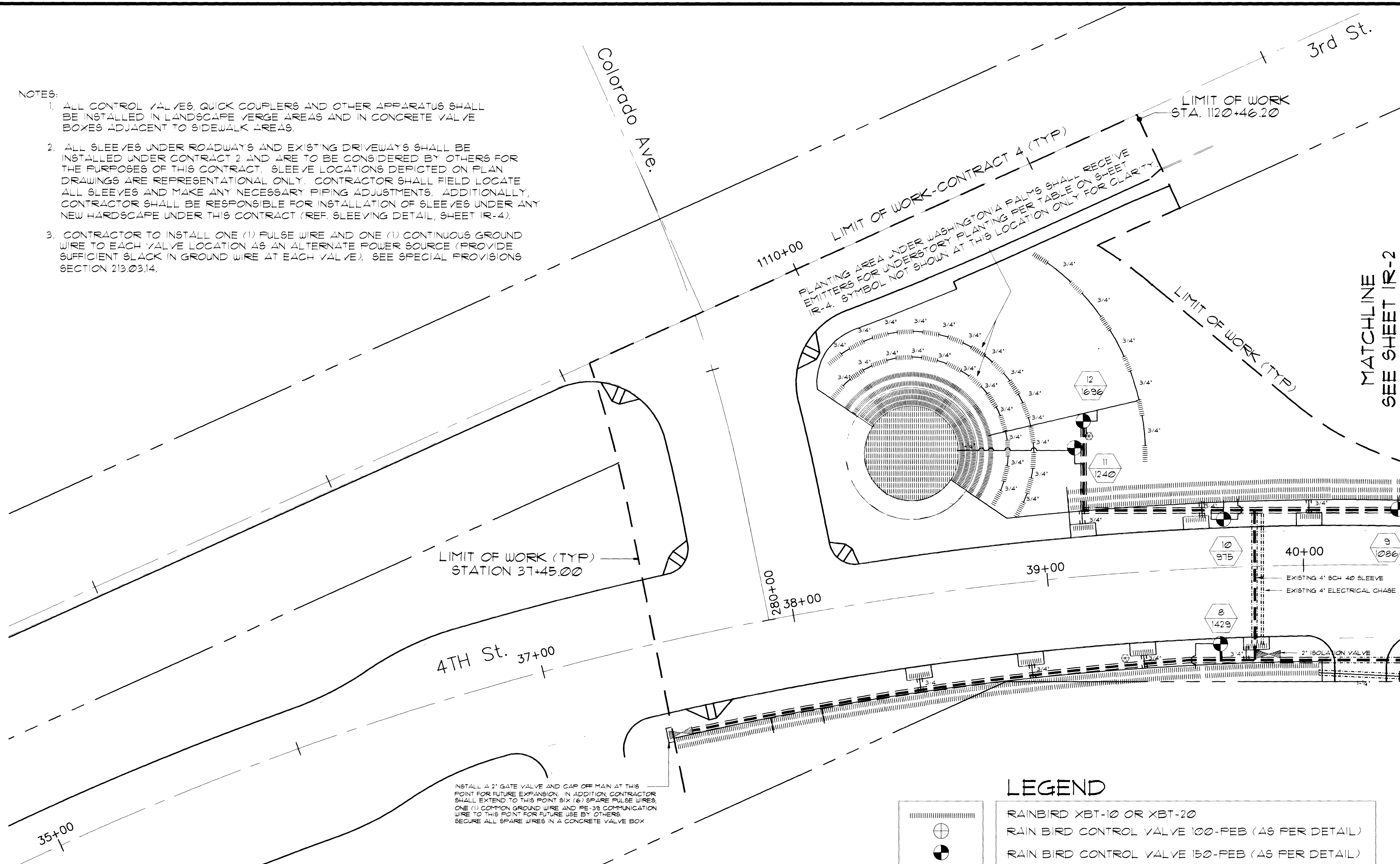


NOTES:

1. ALL CONTROL VALVES, QUICK COUPLERS AND OTHER APPARATUS SHALL BE INSTALLED IN LANDSCAPE VERGE AREAS AND IN CONCRETE VALVE BOXES ADJACENT TO SIDEWALK AREAS.
2. ALL SLEEVES UNDER ROADWAYS AND EXISTING DRIVEWAYS SHALL BE INSTALLED UNDER CONTRACT 2 AND ARE TO BE CONSIDERED BY OTHERS FOR THE PURPOSES OF THIS CONTRACT. SLEEVE LOCATIONS DEPICTED ON PLAN DRAWINGS ARE REPRESENTATIONAL ONLY. CONTRACTOR SHALL FIELD LOCATE ALL SLEEVES AND MAKE ANY NECESSARY PIPING ADJUSTMENTS. ADDITIONALLY, CONTRACTOR SHALL BE RESPONSIBLE FOR INSTALLATION OF SLEEVES UNDER ANY NEW HARDSCAPE UNDER THIS CONTRACT (REF. SLEEVING DETAIL, SHEET IR-4).
3. CONTRACTOR TO INSTALL ONE (1) PULSE WIRE AND ONE (1) CONTINUOUS GROUND WIRE TO EACH VALVE LOCATION AS AN ALTERNATE POWER SOURCE (PROVIDE SUFFICIENT SLACK IN GROUND WIRE AT EACH VALVE). SEE SPECIAL PROVISIONS SECTION 213.03.14.




INSTALL A 2" GATE VALVE AND CAP OFF MAIN AT THIS POINT FOR FUTURE EXPANSION. IN ADDITION CONTRACTOR SHALL EXTEND TO THIS POINT SIX (6) SPARE PULSE WIRES, ONE (1) COMMON GROUND WIRE AND RE-33 COMMUNICATION WIRE TO THIS POINT FOR FUTURE USE BY OTHERS. SECURE ALL SPARE WIRES IN A CONCRETE VALVE BOX

LEGEND

	RAIN BIRD XBT-10 OR XBT-20
	RAIN BIRD CONTROL VALVE 100-FEB (AS PER DETAIL)
	RAIN BIRD CONTROL VALVE 150-FEB (AS PER DETAIL)
	2" GATE VALVE
	2" SCH. 40 PVC MAIN SET IN 4" SCH. 40 PVC SLEEVE
	SCH. 40 PVC LATERAL PIPING (SIZES AS SHOWN)
	EXISTING IRRIGATION SLEEVE (UNDER ROADWAYS AND DRIVEWAYS) INSTALLED AS PART OF CONTRACT 2.
	NEW IRRIGATION SLEEVE (UNDER NEW HARDSCAPE) INSTALLED AS PART OF THIS CONTRACT.
	RAIN BIRD QUICK COUPLER VALVE (44NP)
	RAIN BIRD SATELLITE CONTROLLER PAR 16-TW-66

Avoid cutting underground utility lines. It's costly.
Call before you Dig.
 1-800-227-2600
UNDERGROUND SERVICE ALERT (USA)

NO.	REVISIONS	DATE	BY



Kimley-Horn and Associates, Inc.
 Las Vegas, Nevada © 1996

DESIGNED BY URG
 DRAWN BY DD/WSW/PBH
 CHECKED BY BW
 NOTE BOOK NO.



DOWNTOWN CORRIDOR IMPROVEMENTS
 CITY OF LAS VEGAS DEPT. OF PUBLIC WORKS
 LAS VEGAS, NEVADA
 CONTRACT 4 - 4TH STREET
 CHARLESTON BLVD. TO COLORADO AVE.

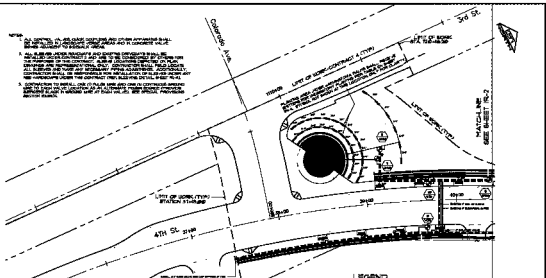
DATE: 6/96
 SCALE: 1"=20'

IRRIGATION LAYOUT PLAN
 STA. 38+00 TO STA. 40+40

DWG. NO. 107-V-2288C
 FILE NO. 9903 02
 IR-1
 SHEET 9 OF 12

NOTES

1. ALL CONTROL VALVE CASES, COUPLERS AND OTHER APPURTENANCES SHALL BE INSTALLED IN CONCRETE. CONCRETE JOINTS SHALL BE IN CONCRETE VALVE BOXES. JOINTS SHALL BE PROTECTED BY GASKETS.
2. ALL SUBMERGED VALVE REACHWAYS AND SIGHTING DEVICES SHALL BE INSTALLED UNDER CONTRACT 3 AND ARE TO BE COMPLETED BY OTHERS FOR THE PURPOSES OF THIS CONTRACT. SUBMERGED DEVICES LOCATED ON PLANS, COUPLERS AND REPRESENTATIONAL ONLY. CONTRACTOR SHALL FIELD LOCATE ALL SUBMERGED VALVES AND MAKE ANY NECESSARY PIPING ADJUSTMENTS. ADDITIONALLY, CONTRACTOR SHALL BE RESPONSIBLE FOR INSTALLATION OF SUBMERGED AND ANY NEW HANDICAPS UNDER THE CONTRACT (PER BLUE PRINT DETAIL # 9-27-41).
3. CONTRACTOR TO INSTALL ONE (1) PAIR 18" AND ONE (1) CONTRAID BRIDGES AND TWO (2) HIGH VALVE LOCATIONS AS AN ALTERNATE. OTHER BRIDGE PROVIDER. BRIDGES SHALL BE INSTALLED AT EACH VALVE. SEE SPECIAL PROVISIONS SECTION 604.01.



SEE SPECIAL PROVISIONS SECTION 604.01 FOR BRIDGE AND GATE DETAILS

LEGEND

	NUMBERED 2001-B ON 2001-B
	PLAN 18" DIA CONTROL VALVE 18" DIA PER DETAIL
	PLAN 7" DIA CONTROL VALVE 7" DIA PER DETAIL
	7" GATE VALVE
	2" DIA 40' PVC TRENCH BOX IN 4" DIA 40' PVC BLINDS
	2" DIA 40' PVC LATERAL PIPES UNDER AS BIDDING
	CONCRETE IRRIGATION BLENDS UNDER PRODUCTS AND DRIVERS/VALVES INSTALLED AS PART OF CONTRACT 3.
	NEW IRRIGATION BLENDS UNDER NEW HANDICAPS
	INSTALLED AS PART OF THIS CONTRACT.
	PLAN 18" DIA GATE COUPLER VALVE CASE
	PLAN 18" DIA SATELLITE CONTROLLER FOR 18" DIA



NO.	DATE	BY	FOR



Kelsy-Horn and Associates, Inc.
 1300 N. 10th Street
 Chicago, IL 60642
 (773) 344-1100
 www.kelsy-horn.com

DESIGNED BY: [Signature]
 CHECKED BY: [Signature]
 DATE: 10/20/00



DOWNTOWN CORRIDOR IMPROVEMENTS
 CITY OF CHICAGO DEPT. OF PUBLIC WORKS
 1400 N. LAKE STREET
 CHICAGO, IL 60642
 CONTRACT # - 401 STREET
 CHARLEZON BLVD. TO CONCORD AVE.

DATE: 10/20/00
 SHEET: 15-2

IRRIGATION LAYOUT PLAN
 STA. 38+00 TO STA. 40+00

DATE: 10/20/00
 SHEET: 15-2
 IR-1