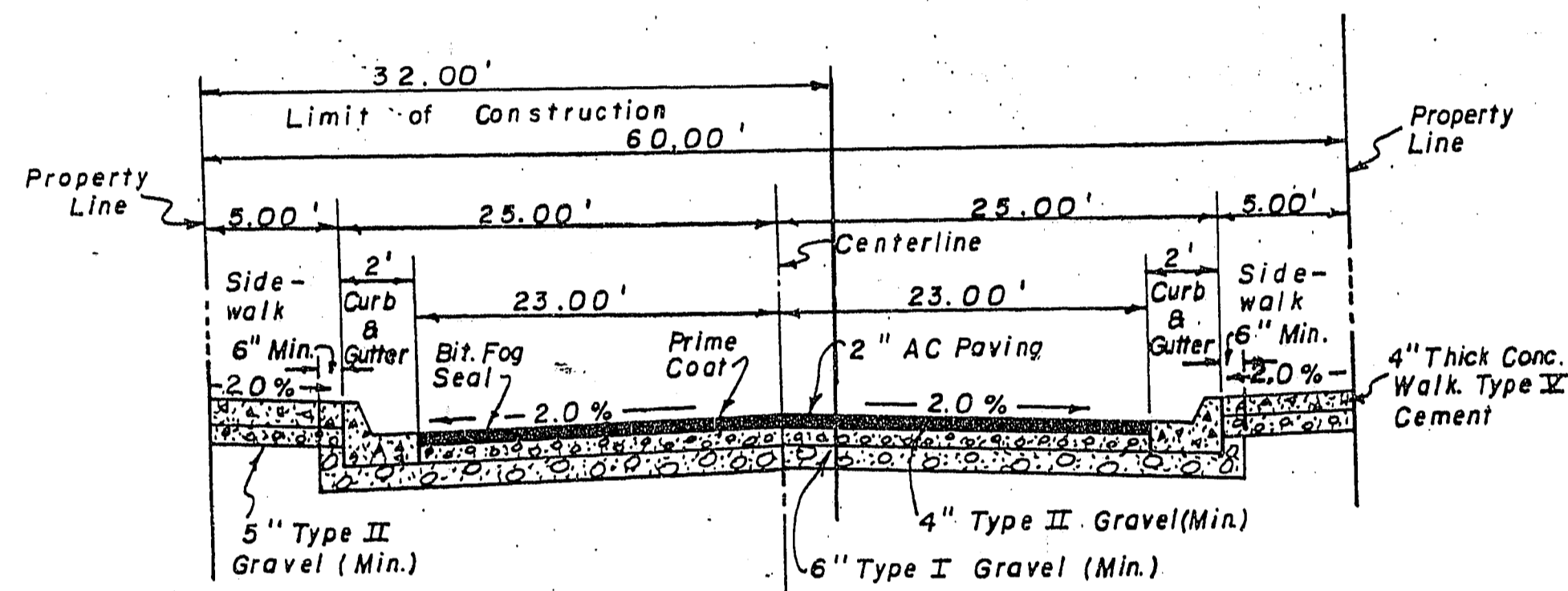
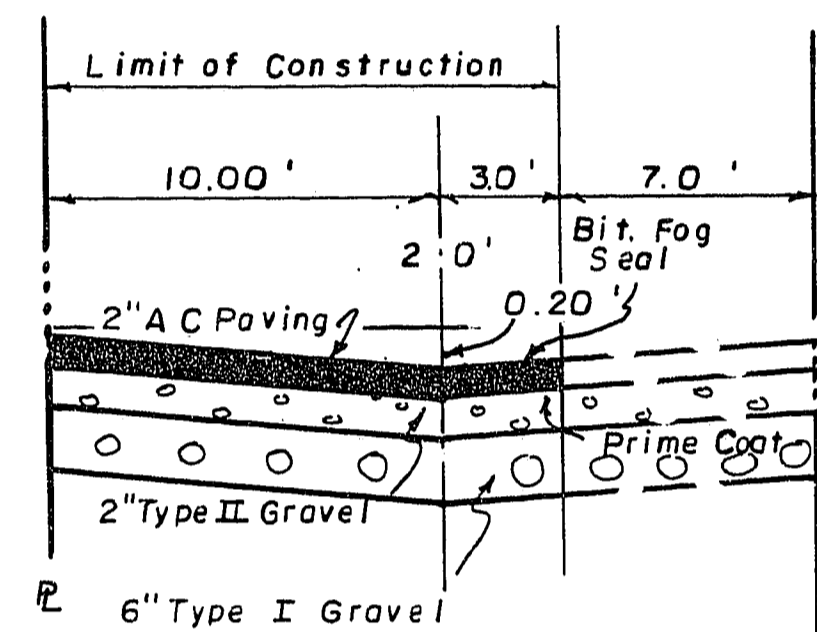


DUNCAN COURT

SUBDIVISION
 A PORTION OF THE NORTHWEST 1/4
 OF SECTION 12, TOWNSHIP 20 SOUTH,
 RANGE 60 EAST, M.D.B. & M.
 CLARK COUNTY
 NEVADA



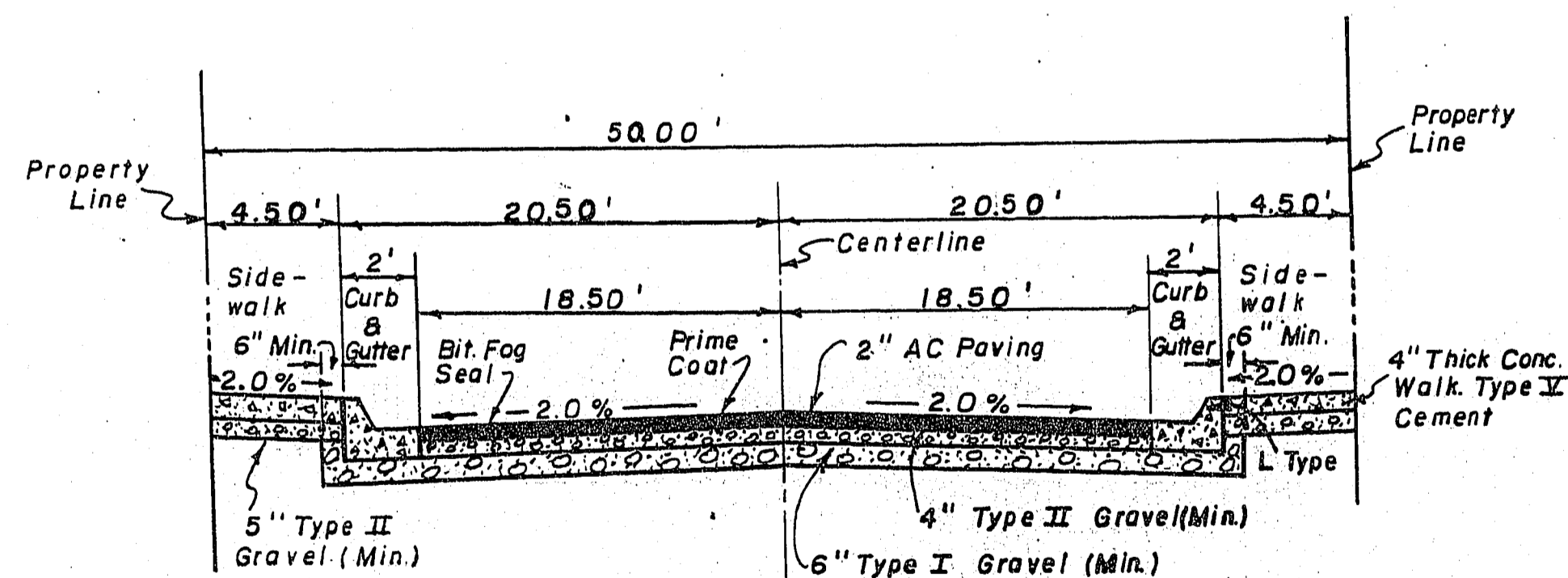
60.00' STREET SECTION
 No Scale



ALLEY SECTION

NOTES:

All construction and materials shall be in accordance with the "Uniform Standard Specifications for Public Works Construction Off-site Improvements, Clark County Area Nevada", issued 1978, City of Las Vegas Standard Drawings, any other applicable approved standards issued by the controlling agency, the Uniform Building Code, and all local City codes and ordinances applicable.



50.00' STREET SECTION
 No Scale


STREET LIGHTING

All street lighting installations, except as noted on the street lighting plans, shall conform to the Standard Details for Street Lighting and Traffic Signals Drawings L-779 (including standard street lighting notes) per street light specifications dated June 1, 1977. These installations shall also conform to the Uniform Standard Specifications for Public Works Construction of Off-site Improvements, Clark County Area, Nevada, and the Uniform Standard Drawings for Public Works Construction, Clark County, Area, where applicable.

- 250 Watt H.P.S.
 - 100 Watt H.P.S.
- All field wires to be 2 #4's.

APPROVALS

<i>James B. Jan</i>	9/15/83
C.L.V. Land Development & Flood Control	Date
<i>Karsten T. Bronken</i>	8/18/83
Consulting Engineer	Date
<i>William C. ...</i>	10/24/83
C.L.V. Engineer	Date
<i>...</i>	9/12/83
C.L.V. Electrical Coordinator	Date
<i>William C. ...</i>	10/24/83
C.L.V. Quality Control Engineer	Date
<i>...</i>	10/11/83
C.L.V. Traffic Engineer	Date
<i>...</i>	9-15-83
C.L.V. Electrical Supervisor	Date
<i>...</i>	9/14/83
C.L.V. Fire Marshall	Date

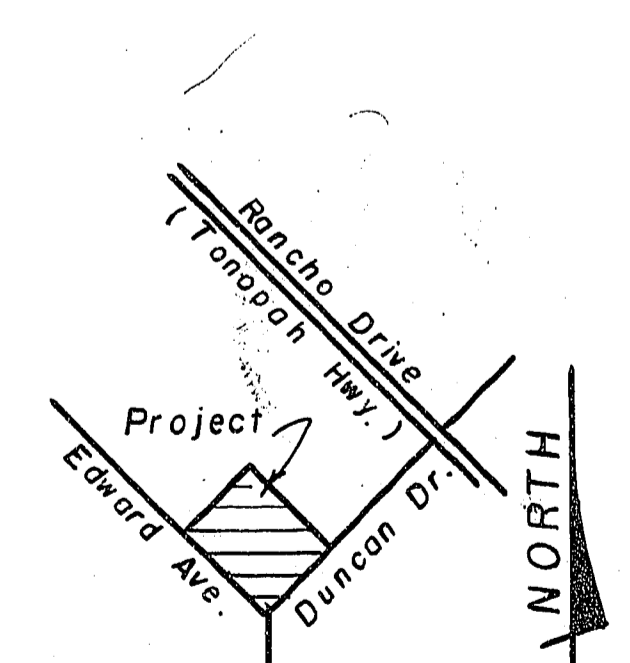


BENCH MARK

City of Las Vegas Sewer Manhole #53
 205.00 ft. NW of Centerline Duncan Drive
 on Tonopah Hwy Invert Elevation 2448.33

QUANTITIES (Approximate)

- 2" A C Paving & 4" Type II Gravel Base 3267 Sq.
- Type I Gravel Base 545 C.Y.
- 804 L.F. Curb & Gutter
- 1050 S.F. Concrete Valley Gutter
- 4023 S.F. 4" Concrete Sidewalk
- 4 each Light Standards
- 3 each Signs
- 425 C.Y. Excavation



LOCATION MAP

REVISIONS:	Scale Date 6 / 22 / 83	TITLE STREET AND STREETLIGHTING PLAN	<p><i>Karsten T. Bronken</i> Consulting Engineers 1818 INDUSTRIAL ROAD, LAS VEGAS, NEVADA 89102</p>	SHEET NUMBER 1 OF 6
------------	---------------------------	---	---	------------------------