

REVISIONS / COMMENTS

a division of
 Poggenmeyer
 Design Group, Inc.
 2601 N. Tenaya Way
 Las Vegas, Nevada
 89128
 (702) 255-1004

ARCHITECTS

SOUTHWICK
 and associates

**EASTERN AVENUE MEDIANS LANDSCAPING
 STA. 28+00 TO 33+00**
 CEDAR AVE. TO OWENS AVE
 LAS VEGAS, NEVADA

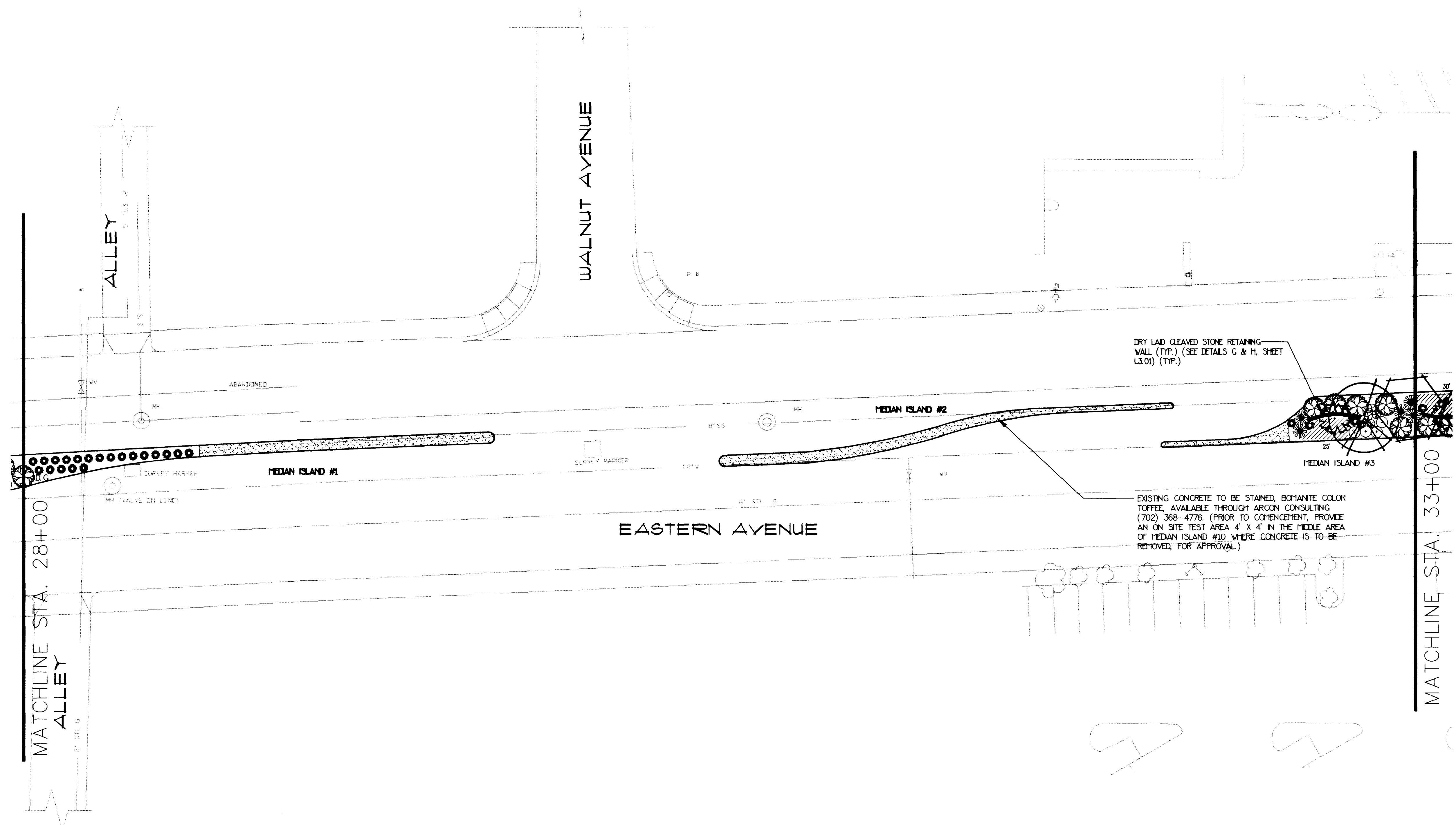
PLANTING PLAN

SHEET 3 OF 31

DATE: 08-19-98
 DRAWN BY: RPS
 CHECKED BY: SWS
 PROJECT NO: 1003007

L1.02

DWG #107-2222



PLANTING LEGEND

| SYMBOL | BOTANICAL/COMMON NAME | SIZE |
|--------|--|--------------------------------|
| | WASHINGTONIA ROBUSTA MEXICAN FAN PALM | EXISTING (PROTECT IN PLACE) |
| | WASHINGTONIA ROBUSTA - SKINNED MEXICAN FAN PALM | 25'-35' TALL |
| | CERCODIUM 'DESERT MUSEUM' DESERT MUSEUM PALO VERDE | 24" BOX |
| | CHITALPA TASHKENTENSIS 'PINK DAWN' - MULTI PINK DAWN CHITALPA | 24" BOX |

PLANTING LEGEND

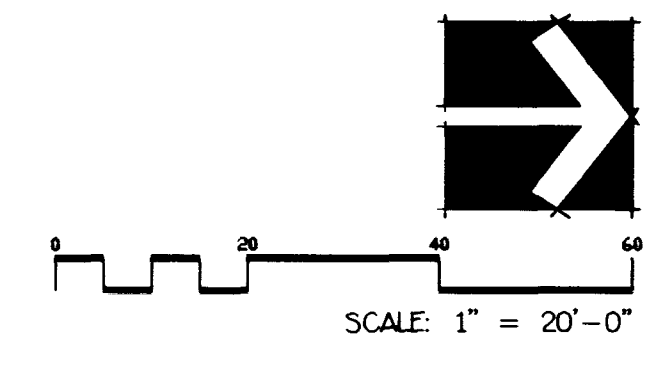
| SYMBOL | BOTANICAL/COMMON NAME | SIZE |
|--------|---|------------------------------|
| | ACACIA REDOLENS 'DESERT CARPET' DESERT CARPET PROSTRATE ACACIA | 5 GAL |
| | BACCHARIS 'THOMPSON' THOMPSON HYBRID BROOM | 5 GAL |
| | MUHLENBERGIA CAPILLARIS 'REGAL MIST' REGAL MIST DEER GRASS | 5 GAL |
| | LEUCOPHYLLUM LAEVIGATUM CHIHUAHUAN SAGE | 5 GAL |
| | DASYLIRION WHEELERI DESERT SPOON | 5 GAL |
| | LANTANA SPP. 'NEW GOLD' NEW GOLD TRAILING LANTANA | 5 GAL @ 24" O.C. |
| | LANDSCAPE BOULDERS COLOR TO MATCH CLEAVED STONE | 2'X2'X3' THROUGH 3'X3'X4' |

NOTE:

- 1.) INSTALL A 2" LAYER OF 1/2" MINUS 'REBEL RED' DECOMPOSED GRANITE CONTINUOUS IN ALL PLANTERS UNDER ALL TREES AND SHRUBS. SUBMIT SAMPLE FOR APPROVAL PRIOR TO INSTALLATION. BEFORE PLACING GRANITE, COMPACT SUB-GRADE TO 85% AND APPLY A PRE-EMERGENT HERBICIDE TO SOIL. AFTER PLACING GRANITE, RAKE SMOOTH, WET TO ENTIRE DEPTH, ALLOW TO DRY, THEN LIGHTLY SCARIFY SURFACE WITH A LEAF RAKE. APPLY A SECONDARY APPLICATION OF PRE-EMERGENT HERBICIDE TO TOP OF GRANITE. KEEP TOP OF GRANITE 2" BELOW ADJACENT WALKS AND CURBS. DO NOT ALLOW GRANITE TO TOUCH THE TRUNK OF ANY PLANT. INSTALL AFTER INSTALLATION OF PLANT MATERIAL. (SEE DETAIL F, SHEET L3.01)
- 2.) ALL UTILITY INFORMATION HAS BEEN OBTAINED FROM INDOT CONSTRUCTION PLANS - CONTRACT #2834.
- 3.) FOR REMOVAL OF ASPHALT AND SUB-BASE TO A DEPTH OF 2'-0" IN EACH MEDIAN, SEE DETAIL I, SHEET L3.01.

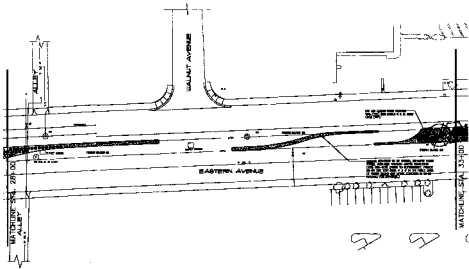
HARDSCAPE LEGEND

EXISTING CONCRETE TO BE STAINED, BOMANITE COLOR TOFFEE, AVAILABLE THROUGH ARCON CONSULTING (702) 368-4776. (PRIOR TO COMMENCEMENT, PROVIDE AN ON SITE TEST AREA 4' X 4' IN THE MIDDLE AREA OF MEDIAN ISLAND #10 WHERE CONCRETE IS TO BE REMOVED, FOR APPROVAL.)



PLANTING DATE: 08-19-98
 FILE NAME: 1003007.DWG

10460



PLANTING LEGEND

| | | |
|--|-------------------|-----------|
| | 1/2" Cal. Redwood | 10' x 10' |
| | 1/2" Cal. Redwood | 10' x 10' |
| | 1/2" Cal. Redwood | 10' x 10' |
| | 1/2" Cal. Redwood | 10' x 10' |
| | 1/2" Cal. Redwood | 10' x 10' |

PLANTING LEGEND

| | | |
|--|-------------------|-----------|
| | 1/2" Cal. Redwood | 10' x 10' |
| | 1/2" Cal. Redwood | 10' x 10' |
| | 1/2" Cal. Redwood | 10' x 10' |
| | 1/2" Cal. Redwood | 10' x 10' |
| | 1/2" Cal. Redwood | 10' x 10' |

HARDSCAPE LEGEND

1. 1/2" CAL. REDWOOD
 2. 1/2" CAL. REDWOOD
 3. 1/2" CAL. REDWOOD
 4. 1/2" CAL. REDWOOD
 5. 1/2" CAL. REDWOOD
 6. 1/2" CAL. REDWOOD
 7. 1/2" CAL. REDWOOD
 8. 1/2" CAL. REDWOOD
 9. 1/2" CAL. REDWOOD
 10. 1/2" CAL. REDWOOD
 11. 1/2" CAL. REDWOOD
 12. 1/2" CAL. REDWOOD
 13. 1/2" CAL. REDWOOD
 14. 1/2" CAL. REDWOOD
 15. 1/2" CAL. REDWOOD
 16. 1/2" CAL. REDWOOD
 17. 1/2" CAL. REDWOOD
 18. 1/2" CAL. REDWOOD
 19. 1/2" CAL. REDWOOD
 20. 1/2" CAL. REDWOOD
 21. 1/2" CAL. REDWOOD
 22. 1/2" CAL. REDWOOD
 23. 1/2" CAL. REDWOOD
 24. 1/2" CAL. REDWOOD
 25. 1/2" CAL. REDWOOD
 26. 1/2" CAL. REDWOOD
 27. 1/2" CAL. REDWOOD
 28. 1/2" CAL. REDWOOD
 29. 1/2" CAL. REDWOOD
 30. 1/2" CAL. REDWOOD
 31. 1/2" CAL. REDWOOD
 32. 1/2" CAL. REDWOOD
 33. 1/2" CAL. REDWOOD
 34. 1/2" CAL. REDWOOD
 35. 1/2" CAL. REDWOOD
 36. 1/2" CAL. REDWOOD
 37. 1/2" CAL. REDWOOD
 38. 1/2" CAL. REDWOOD
 39. 1/2" CAL. REDWOOD
 40. 1/2" CAL. REDWOOD
 41. 1/2" CAL. REDWOOD
 42. 1/2" CAL. REDWOOD
 43. 1/2" CAL. REDWOOD
 44. 1/2" CAL. REDWOOD
 45. 1/2" CAL. REDWOOD
 46. 1/2" CAL. REDWOOD
 47. 1/2" CAL. REDWOOD
 48. 1/2" CAL. REDWOOD
 49. 1/2" CAL. REDWOOD
 50. 1/2" CAL. REDWOOD
 51. 1/2" CAL. REDWOOD
 52. 1/2" CAL. REDWOOD
 53. 1/2" CAL. REDWOOD
 54. 1/2" CAL. REDWOOD
 55. 1/2" CAL. REDWOOD
 56. 1/2" CAL. REDWOOD
 57. 1/2" CAL. REDWOOD
 58. 1/2" CAL. REDWOOD
 59. 1/2" CAL. REDWOOD
 60. 1/2" CAL. REDWOOD
 61. 1/2" CAL. REDWOOD
 62. 1/2" CAL. REDWOOD
 63. 1/2" CAL. REDWOOD
 64. 1/2" CAL. REDWOOD
 65. 1/2" CAL. REDWOOD
 66. 1/2" CAL. REDWOOD
 67. 1/2" CAL. REDWOOD
 68. 1/2" CAL. REDWOOD
 69. 1/2" CAL. REDWOOD
 70. 1/2" CAL. REDWOOD
 71. 1/2" CAL. REDWOOD
 72. 1/2" CAL. REDWOOD
 73. 1/2" CAL. REDWOOD
 74. 1/2" CAL. REDWOOD
 75. 1/2" CAL. REDWOOD
 76. 1/2" CAL. REDWOOD
 77. 1/2" CAL. REDWOOD
 78. 1/2" CAL. REDWOOD
 79. 1/2" CAL. REDWOOD
 80. 1/2" CAL. REDWOOD
 81. 1/2" CAL. REDWOOD
 82. 1/2" CAL. REDWOOD
 83. 1/2" CAL. REDWOOD
 84. 1/2" CAL. REDWOOD
 85. 1/2" CAL. REDWOOD
 86. 1/2" CAL. REDWOOD
 87. 1/2" CAL. REDWOOD
 88. 1/2" CAL. REDWOOD
 89. 1/2" CAL. REDWOOD
 90. 1/2" CAL. REDWOOD
 91. 1/2" CAL. REDWOOD
 92. 1/2" CAL. REDWOOD
 93. 1/2" CAL. REDWOOD
 94. 1/2" CAL. REDWOOD
 95. 1/2" CAL. REDWOOD
 96. 1/2" CAL. REDWOOD
 97. 1/2" CAL. REDWOOD
 98. 1/2" CAL. REDWOOD
 99. 1/2" CAL. REDWOOD
 100. 1/2" CAL. REDWOOD



1.508

ALLEN AVENUE BROWNS LAMBERSHIP
 STA. 0+00 TO 0+100
 1/4" = 10' HORIZ.
 1/8" = 1' VERT.

PLANTING PLAN