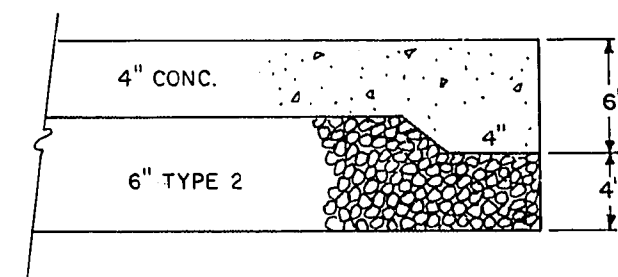
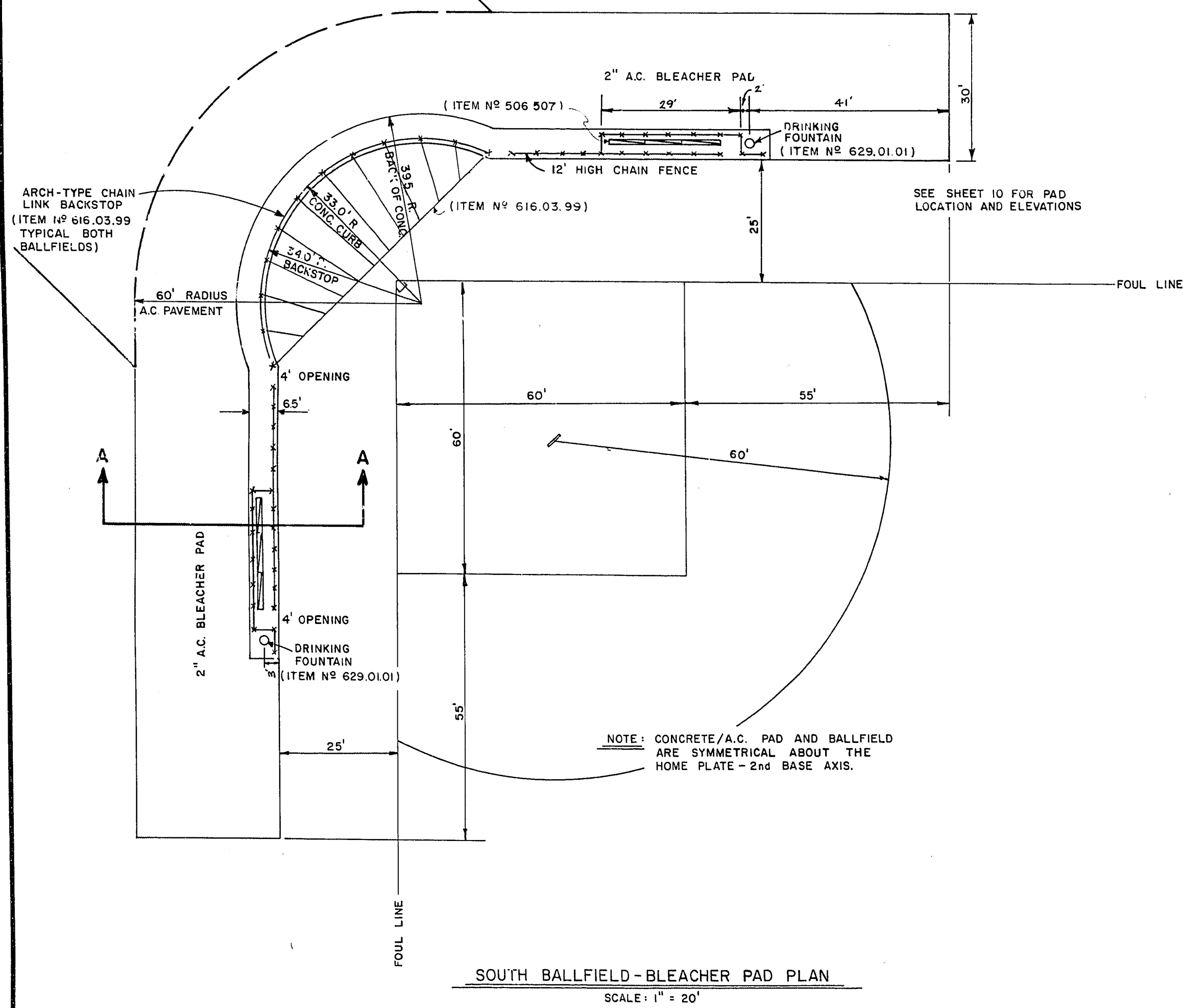
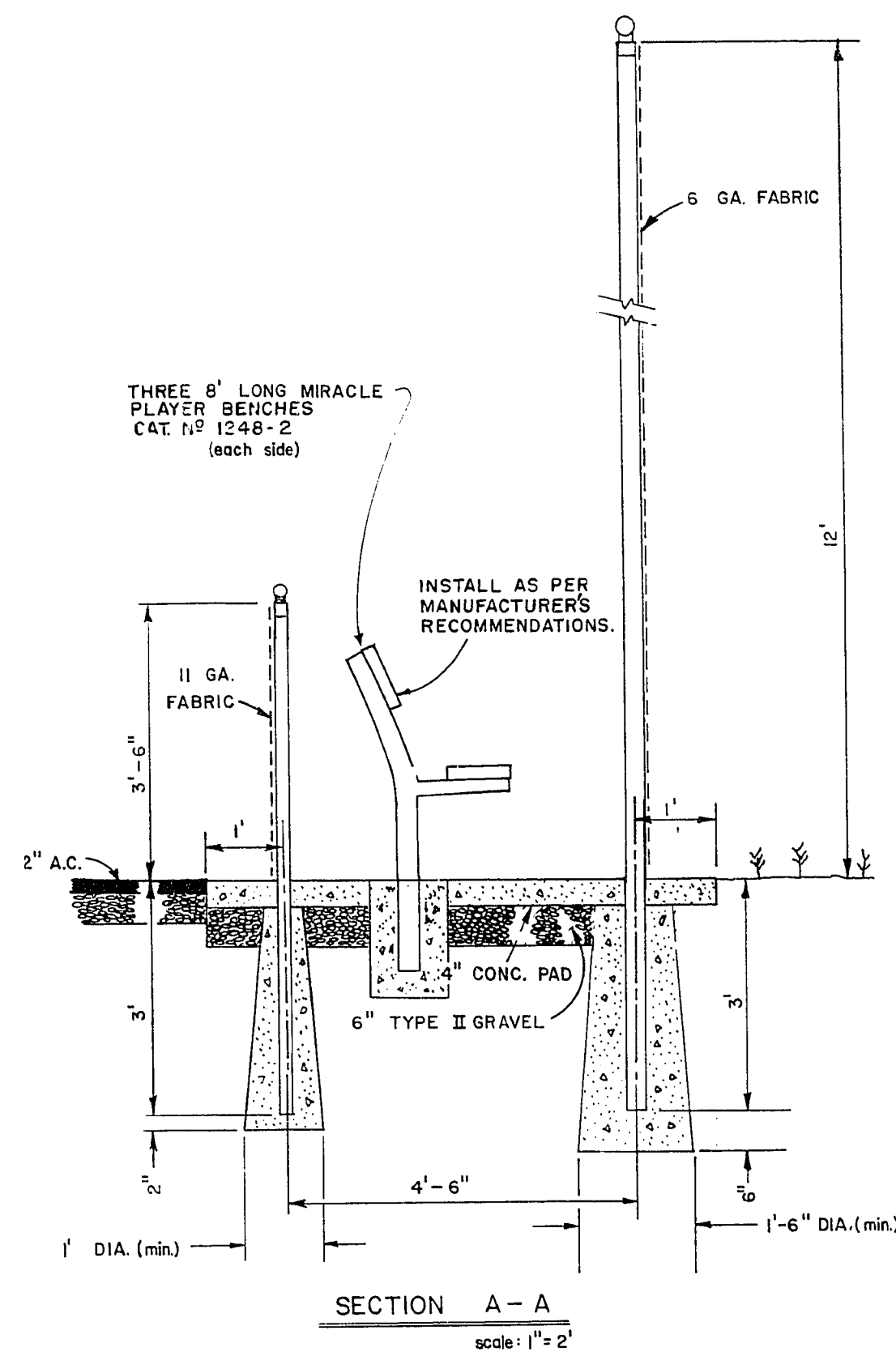


APPROXIMATE QUANTITIES THIS SHEET

ITEM NO.	DESCRIPTION	UNIT	QUANTITY
616.03.035	42 IN. CHAIN LINK FENCE	L.F.	148
616.03.12	12 FT. CHAIN LINK FENCE	L.F.	168
616.03.99	PERP. ARCH BACKSTOP	EA.	2
629.01.01	DRINKING FOUNTAIN	EA.	4
506.507	8 FT. PLAYER BENCHES	EA.	12



NOTE:  
ALL CONCRETE PADS AND SLAB SHALL HAVE THICKENED EDGES AS SHOWN ABOVE

Revisions	Date

Scale (h) AS SHOWN Scale (v) — W.A. no. 0022  
 Fid. bk. no. 71-5X Date MAY, 1980  
 Design by C. KAJKOWSKI Drawn by FARKAS /N.GOMEZ

*[Handwritten signature]*

Department of Public Services Engineering Design Division  
**DETAILS:**  
 BACKSTOP & DRINKING FOUNTAIN

**ED FOUNTAIN PARK**  
 PHASE II

CONTRACT DRAWING

Drawing no. 675-22A B-7

EXISTING UTILITIES ARE SHOWN ON ALL SHEETS FOR THE PROJECT. CONTRACTOR SHALL VERIFY THE LOCATION AND DEPTH OF ALL UTILITIES PRIOR TO CONSTRUCTION. THE CONTRACTOR SHALL BE RESPONSIBLE FOR OBTAINING ALL NECESSARY PERMITS AND APPROVALS FROM THE CITY OF LOS ANGELES AND THE STATE OF CALIFORNIA. THE CONTRACTOR SHALL BE RESPONSIBLE FOR OBTAINING ALL NECESSARY PERMITS AND APPROVALS FROM THE CITY OF LOS ANGELES AND THE STATE OF CALIFORNIA.