

LAS VEGAS VALLEY WATER DISTRICT NOTES

- NO WORK SHALL BEGIN UNTIL THE WATER PLANS HAVE BEEN RELEASED FOR CONSTRUCTION BY THE LVVWD. FOLLOWING WATER PLAN APPROVAL, FORTY-EIGHT (48) HOUR NOTICE SHALL BE GIVEN TO THE LVVWD COMMUNICATION SUPPORT CENTER (258-7171) PRIOR TO THE START OF CONSTRUCTION. NOTICE MUST BE GIVEN BY 2:00 P.M. THE BUSINESS DAY PRIOR TO A LVVWD INSPECTION.
- ALL WORK SHALL CONFORM TO LVVWD STANDARD PLATES, DRAWINGS, AND SPECIFICATIONS AND THE UNIFORM DESIGN & CONSTRUCTION STANDARDS FOR WATER DISTRIBUTION SYSTEMS (UDACS), LATEST EDITION.
- ALL WORK, EXCEPT AS MODIFIED BY THESE PLANS OR BY NOTE 2, SHALL BE DONE IN ACCORDANCE WITH THE MOST CURRENT DRAFT OR EDITION OF THE UNIFORM STANDARD SPECIFICATIONS FOR PUBLIC WORKS CONSTRUCTION OFFSITE IMPROVEMENTS, CLARK COUNTY AREA.
- A SINGLE PIPE MATERIAL SHALL BE USED THROUGHOUT THE PROJECT UNLESS OTHERWISE APPROVED BY THE LVVWD.
- ALL SERVICE LATERALS TWO INCHES (2") IN DIAMETER AND SMALLER SHALL BE COPPER TUBING WITH LVVWD APPROVED SERVICE SADDLES.
- ALL WATER METER BOXES SHALL BE LOCATED OUTSIDE OF DRIVEWAY AREAS.
- ALL VALVES SHALL BE LOCATED OUTSIDE OF DRIVEWAYS, GUTTERS, CURBS AND ALLEY GUTTERS.
- THE FOLLOWING REQUIREMENTS MUST BE MET IN THE EVENT A WATER LINE AND SANITARY OR STORM SEWER LINE CROSS:
  - A. A MINIMUM EIGHTEEN INCH (18") VERTICAL SEPARATION (OUTSIDE TO OUTSIDE) MUST BE MAINTAINED WHEN THE WATER LINE IS INSTALLED OVER THE SANITARY OR STORM SEWER LINE. IF THE VERTICAL SEPARATION CANNOT BE MAINTAINED OR THE WATER LINE MUST BE PLACED UNDER THE SANITARY OR STORM SEWER LINE, THE SANITARY OR STORM SEWER LINE MUST BE CONSTRUCTED WITH ONE OF THE FOLLOWING OR, AS SHOWN ON THESE PLANS:
    - A. POTABLE WATER SUPPLY QUALITY MATERIAL.
    - B. ENCASEMENT, WITH FOUR INCH (4") CONCRETE (MINIMUM)
    - C. SLEEVING WITH POTABLE WATER SUPPLY QUALITY PIPE.

EACH PROVISION MUST EXTEND ALONG THE SANITARY OR STORM SEWER, ON EITHER SIDE OF THE MAIN, A MINIMUM TEN FOOT (10') DISTANCE PERPENDICULAR TO THE EXTERIOR OF MAIN.

- WARNING TAPE SHALL BE REQUIRED OVER ALL MAINS, ALL SIX INCH (6") DIAMETER AND LARGER SERVICE LATERALS, AND ANY SERVICE LATERAL NOT INSTALLED PERPENDICULAR TO THE MAIN IN ACCORDANCE WITH STANDARD PLATE NO. 27.
- ALL WATER FACILITIES SHALL BE FILLED, DISINFECTED, PRESSURE TESTED, FLUSHED, FILLED AND AN ACCEPTABLE WATER SAMPLE OBTAINED, PRIOR TO CONNECTION TO THE LVVWD'S DISTRIBUTION SYSTEM.
- THE CONTRACTOR MUST OBTAIN ALL METERS TWO INCHES (2") AND SMALLER FROM LVVWD CENTRAL STORES. TELEPHONE 258-3152 FORTY-EIGHT (48) HOURS PRIOR TO PICK-UP.
- CONSTRUCTION MAY INTERRUPT SERVICE, WITH LVVWD APPROVAL AND PROPER NOTIFICATION, BETWEEN THE HOURS OF 10:00 P.M. AND 6:00 A.M., SUNDAY THROUGH THURSDAY. CIRCUMSTANCES THAT MAY REQUIRE TEMPORARY SERVICE FEED MUST HAVE PRIOR LVVWD APPROVAL.
- ALL WATER FACILITY CONSTRUCTION MATERIALS USED MUST BE AS LISTED ON THE LVVWD'S PRE-APPROVED MATERIALS AND MANUFACTURERS LISTING FOR NEW FACILITIES, LATEST REVISION OR SPECIFICALLY APPROVED ON THESE PLANS.
- APPROVAL OF THESE PLANS FOR THE WATER STUBOUT INSTALLATION WILL NOT BE CONSTRUED AS A COMMITMENT FOR WATER SERVICE TO THIS PROPERTY.
- CONDITIONAL APPROVAL OF VALVED OUTLET (6" AND LARGER)
  - IN THE EVENT THE WATER PLANS SHOW ONE OR MORE VALVED OUTLETS EXTENDING OUT OF PAVED AREAS, INSTALLATIONS OF THESE OUTLETS IS ACCEPTABLE, HOWEVER, IF THE OUTLETS ARE INCORRECTLY LOCATED OR NOT USED FOR ANY REASON WHEN THE PROPERTY IS DEVELOPED, THE DEVELOPER SHALL ABANDON THE OUTLETS AT THE CONNECTION TO THE ACTIVE MAIN IN ACCORDANCE WITH THE DISTRICT'S STANDARDS AND AT THE DEVELOPER'S EXPENSE.

IN THE EVENT THE WATER PLANS SHOW ONE OR MORE VALVED OUTLETS EXTENDING OUT OF PAVED AREAS, INSTALLATIONS OF THESE OUTLETS IS ACCEPTABLE, HOWEVER, IF THE OUTLETS ARE INCORRECTLY LOCATED OR NOT USED FOR ANY REASON WHEN THE PROPERTY IS DEVELOPED, THE DEVELOPER SHALL ABANDON THE OUTLETS AT THE CONNECTION TO THE ACTIVE MAIN IN ACCORDANCE WITH THE DISTRICT'S STANDARDS AND AT THE DEVELOPER'S EXPENSE.

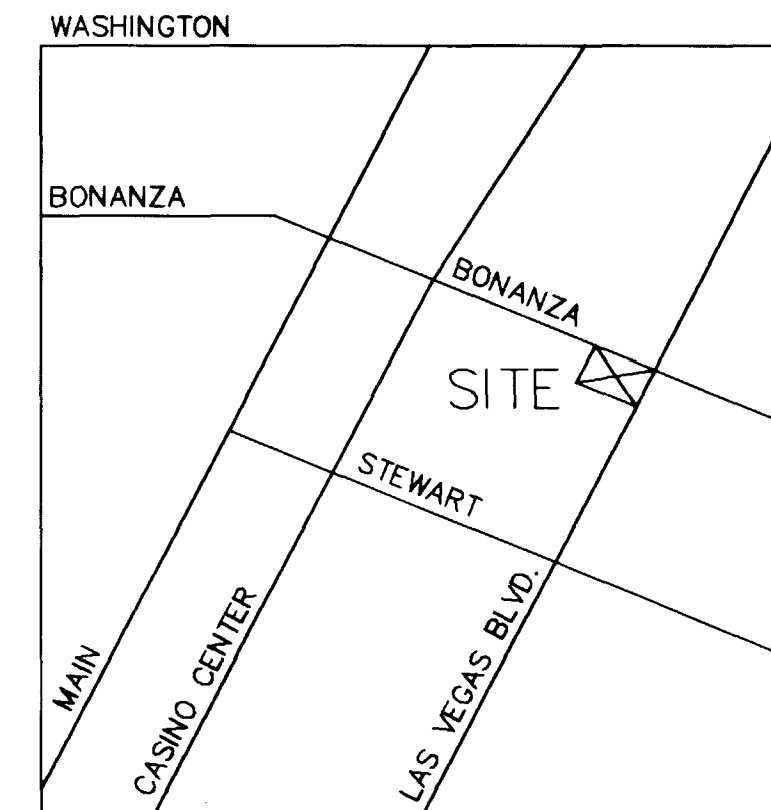
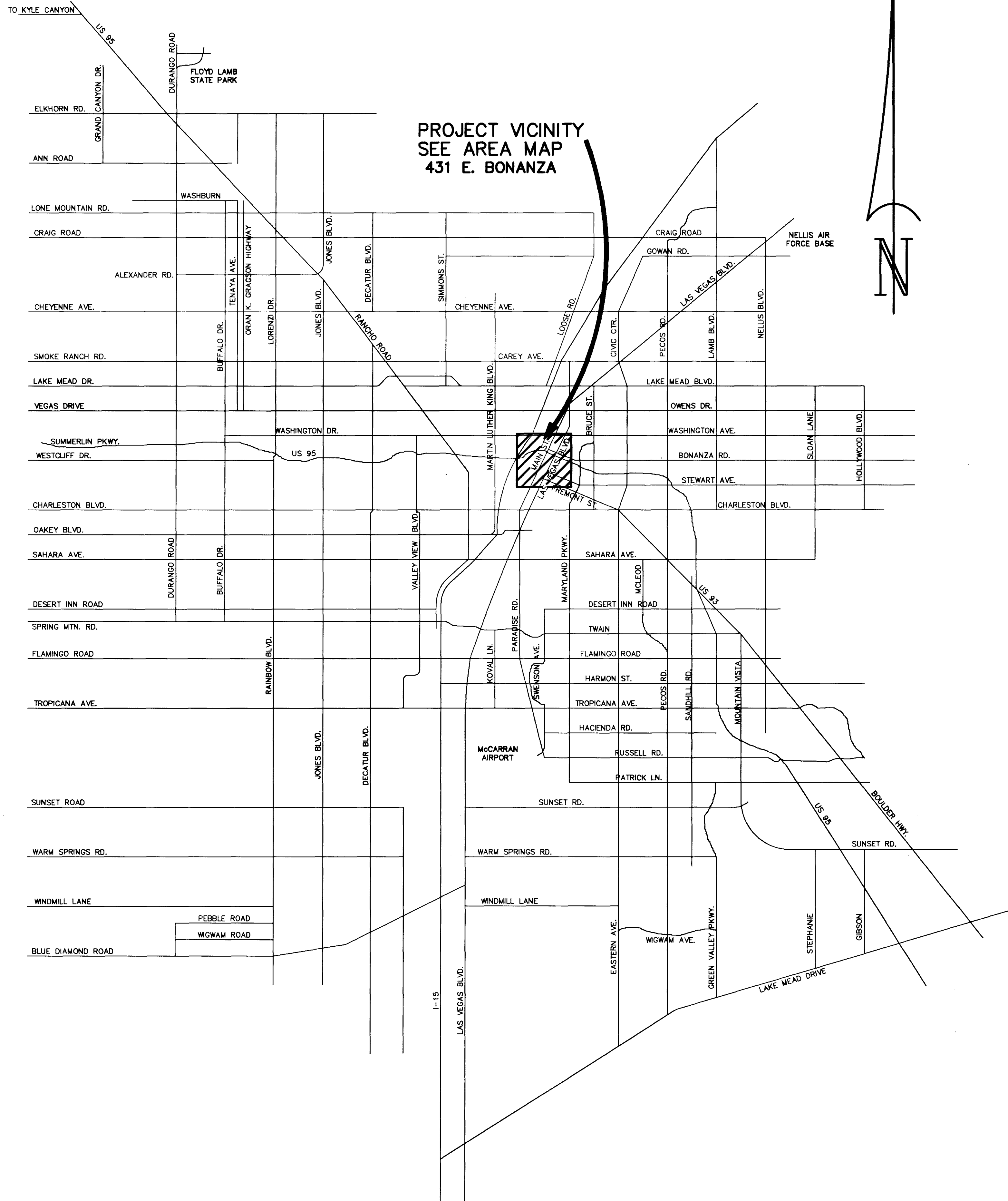
16. WATER CROSSING NOTE

THE FOLLOWING ARE THE REQUIREMENTS THAT MUST BE MET WHEN THERE IS A WATER-SEWER CROSSING:

WHEN THE PROTECTION OF THE WATER LINE IS CONSIDERED, THE MINIMUM VERTICAL DISTANCE OF EIGHTEEN INCHES (18") MUST BE MAINTAINED WHEN THE WATER LINE IS INSTALLED OVER THE SEWER/STORM LINE. IF THIS DISTANCE CANNOT BE MAINTAINED BECAUSE OF PHYSICAL OBSTRUCTIONS OR THE WATER LINE MUST BE PLACED UNDER THE SEWER/STORM LINE, THE SEWER LINE MUST BE CONSTRUCTED WITH ANY ONE OF THE FOLLOWING:

- A. EXTRA HEAVY CAST IRON OR DUCTILE IRON PIPE
- B. WATER SUPPLY QUALITY
- C. ENCASEMENT WITH 4 INCHES MINIMUM OF CONCRETE OR SLEEVING WITH WATER QUALITY PIPE

EACH OF THESE PROVISIONS MUST BE EXTENDED FOR TEN FEET (10') ON EITHER SIDE OF THE WATER LINE AT 90 DEGREES TO THE CROSSING.




APPROVAL OF THESE PLANS BY THE CITY ENGINEER IS LIMITED TO THOSE IMPROVEMENTS CONSTRUCTED IN THE DEDICATED RIGHTS-OF-WAY AND/OR DEDICATED EASEMENTS. THIS APPROVAL DOES NOT AUTHORIZE THE CONSTRUCTION OF ANY IMPROVEMENTS THAT DEVIATE FROM ADOPTED STANDARDS AND/OR SPECIFICATIONS EXCEPT THOSE SPECIFICALLY LISTED UNDER "DEVIATIONS FROM STANDARDS". THE ENGINEER SHALL RESOLVE ANY DEVIATION OTHER THAN THOSE LISTED IN "DEVIATIONS FROM STANDARDS" IN FAVOR OF THE UNIFORM STANDARDS DRAWINGS AND SPECIFICATIONS CLARK COUNTY AREA NEVADA.

*[Signature]* 1-21-98  
CITY ENGINEER DATE

**SHEET INDEX**

SHEET #	DESCRIPTION
C1	VICINITY MAP
C2	GENERAL NOTES
C3	SEWER & WATER PLAN- PHASE I DEMOLITION
C4	SEWER & WATER PLAN- PHASE III
C5	DEMOLITION PLAN
C6	GRADING PLAN- PHASE III
C7	HORIZONTAL CONTROL
C8	TRAFFIC PLAN
C9	DETAILS



NO.	DATE	REVISION

**DUNNAM CIVIL ENGINEERS**  
3005 SPRING MOUNTAIN ROAD  
SUITE 202  
LAS VEGAS, NV 89102  
(702) 387-0888  
(702) 387-0845 FAX

**DULA POOL**  
VICINITY MAP

C1

674-22

2875

