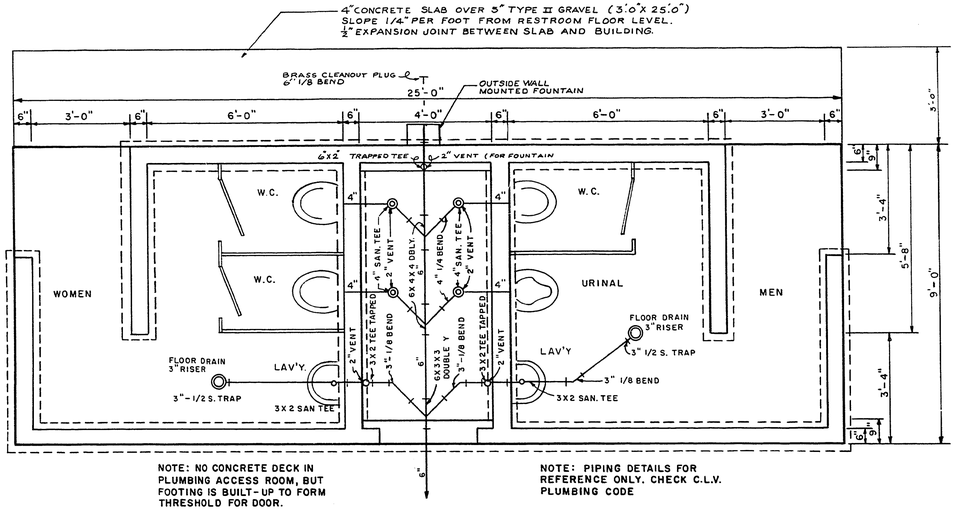

NOTE: NO CONCRETE DECK IN PLUMBING ACCESS ROOM, BUT FOOTING IS BUILT-UP TO FORM THRESHOLD FOR DOOR.

NOTE: PIPING DETAILS FOR REFERENCE ONLY. CHECK C.L.V. PLUMBING CODE

FLOOR PLAN SHOWING PLUMBING

SCALE: 1/2" = 1'-0"

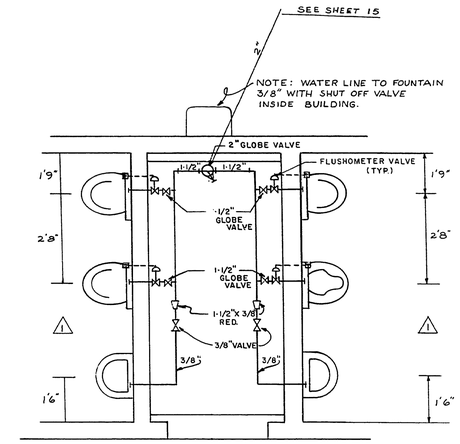

PLAN - WATER SUPPLY

SCALE: 1/2" = 1'-0"

SUMMARY OF APPROXIMATE QUANTITIES - TOTAL			
ITEM	DESCRIPTION	UNIT	QUANTITY

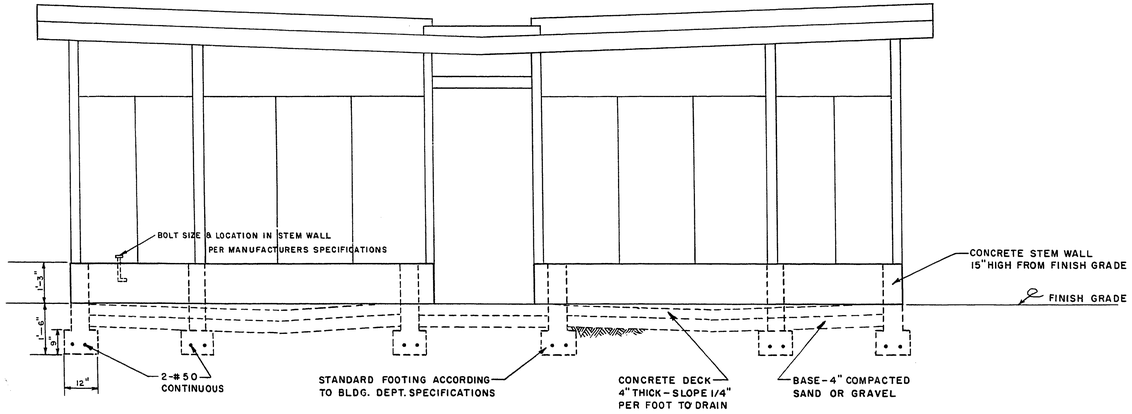

ELEVATION

SCALE: 1/2" = 1'-0"

NOTE:

1. USE THIS SHEET FOR PLUMBING DETAILS FOR DOOLITTLE PARK RESTROOM.
2. DO NOT USE FLOOR PLAN DIMENSIONS ON THIS SHEET FOR DOOLITTLE PARK RESTROOM.

CONTRACT DRAWING JUL 9 1970

CONTRACT DRAWING AUG 25 1970

I CERTIFY THAT THIS PLAN WAS PREPARED UNDER MY SUPERVISION.
K. Filwalters
ROBERT T. WHITNEY
R.P.E. 1095
DATE 6-15-70

APPROVED			
DATE			
RT	DIV		DATE
4	D.P.W.		
3	SERV.		6-15-70
2	FIELD		6-15-70
1	R/W		
	TRAFF		
	UTIL		
	SUBD		
	SAD		
	ENGR.		

DIR. BUILDING & SAFETY H. T. Fehlen DATE 6-9-70

MAINTENANCE SUPT. R. Jensen DATE 6-15-70

REVISIONS				
REVISION NO.	DESCRIPTION	BY	DATE	APPROVED
1	ADDED FIXTURE DIMENSIONS	J.C.	9-2-70	9/8/70

CITY OF LAS VEGAS NEVADA
DEPARTMENT OF PUBLIC WORKS
SERVICES DIVISION

REST ROOM DETAILS

W.O. NO. 3065	F. BK. NO.	DATE	DRAWING NO.
SC. (H)	SC. (V)		650.5-4
DES.			
DR. L. H.		5-12-70	FILE NO.
APPROVED BY DIRECTOR OF PUBLIC WORKS			SHEET 10 OF 19