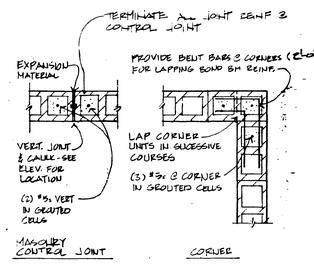

NOTE: CONTINUE BOND BEA STEEL THRU CONTROL JOINT. WRAP BOND BM. STEEL W/ MASTIC 1'-0 EA. SIDE OF CONTROL JOINT. DO NOT LAP BOND BM. STEEL WITHIN 8'-0 OF CONTROL JOINT

5 MASONRY REINFORCEMENT

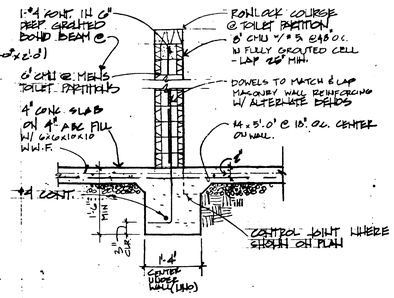

4 TYP. INTERIOR FT'G

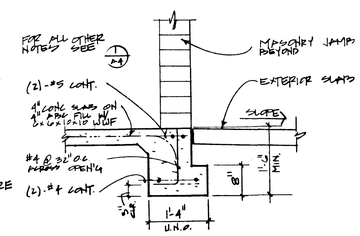

3 DEPRESSED STEM AT OPENING

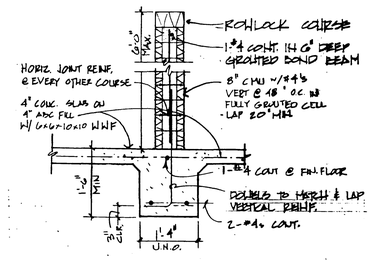

2 TYP. FT'G AT SCREEN WALL

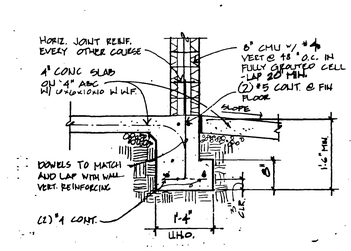

1 TYP. EXTERIOR FOOT'G

NOTES:
1. WHEN SPAN EXCEEDS 6'-0", SHORE LINTELS AT MIDSPAN.
2. WELD DOWELS TO LINTELS TO MATCH VERTICAL REINFORCING.
3. GROUT ALL CELLS SOLID TO 1'-4" ABOVE LINTELS. 1 KEEP AS NOTED
4. 5" MINIMUM BEARING EACH END. INSTALL ON FRESH MORTAR BED.

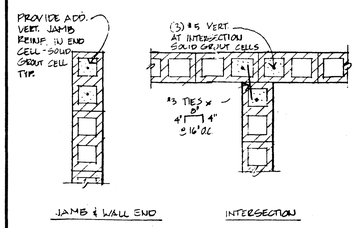

6 MASONRY REINFORCING

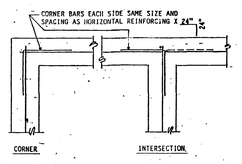

7 CONC. REINFORCING

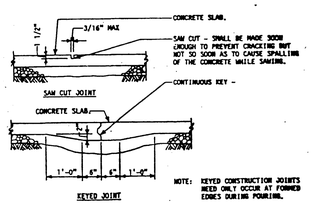

NOTE: KEYED CONSTRUCTION JOINTS NEED ONLY OCCUR AT FORMED EDGES DURING POURING.

8 TYP. CONTROL JOINT

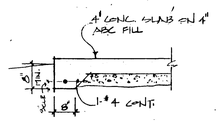

9 TYP. TOE DOWN

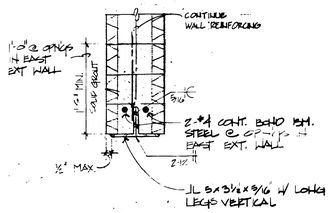

10 DBL. ANG. LINTEL

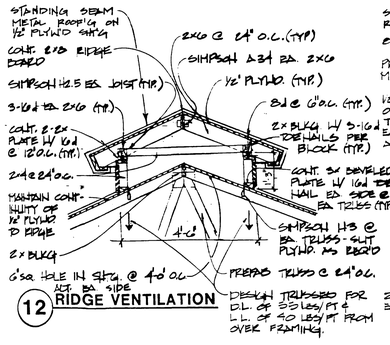

12 RIDGE VENTILATION

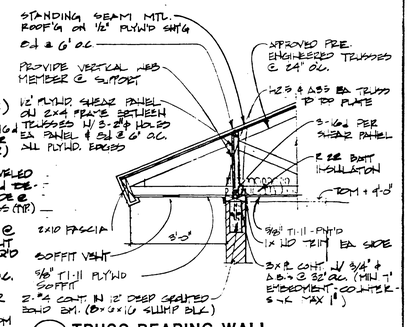

11 TRUSS BEARING WALL

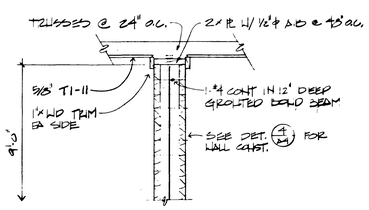

14 TYP. INT. NONBRG. WALL

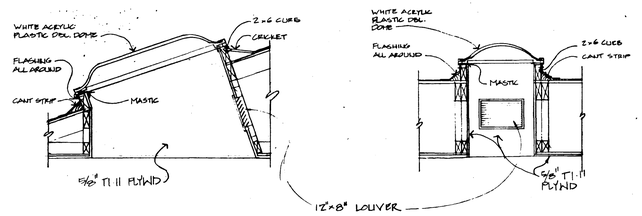

13 SKYLIGHT DETAILS

1/14/93

12/8/92

JACK A. COHEN REGISTERED PROFESSIONAL ENGINEER No. 2387 12-7-92 ARCHITECT STATE OF NEVADA

2716

650.36 V1

REV	DATE	BY	REVISION

PENTACORE Engineering, Inc.
6763 West Cheyenne Boulevard
Las Vegas, Nevada 89108
(702) 258-0115

DRAWN BY
DESIGNED BY
APPROVED BY

JCA ARCHITECTURE
CHARLES W. JOHNSON
JACK A. COHEN
1141 SOUTH MARTIN AVE.
LAS VEGAS, NEVADA 89102
(702) 385-7272

TITLE: DETAILS

PROJECT: AN SAN PARK
DUCHARME AVENUE & VILLA MONTEREY DRIVE
LAS VEGAS, NEVADA

PROJECT NO.
DATE: 12-8-92
SCALE: NONE
JCA # 84292

SHEET A4 27 of 31
4 of 8 SHEETS

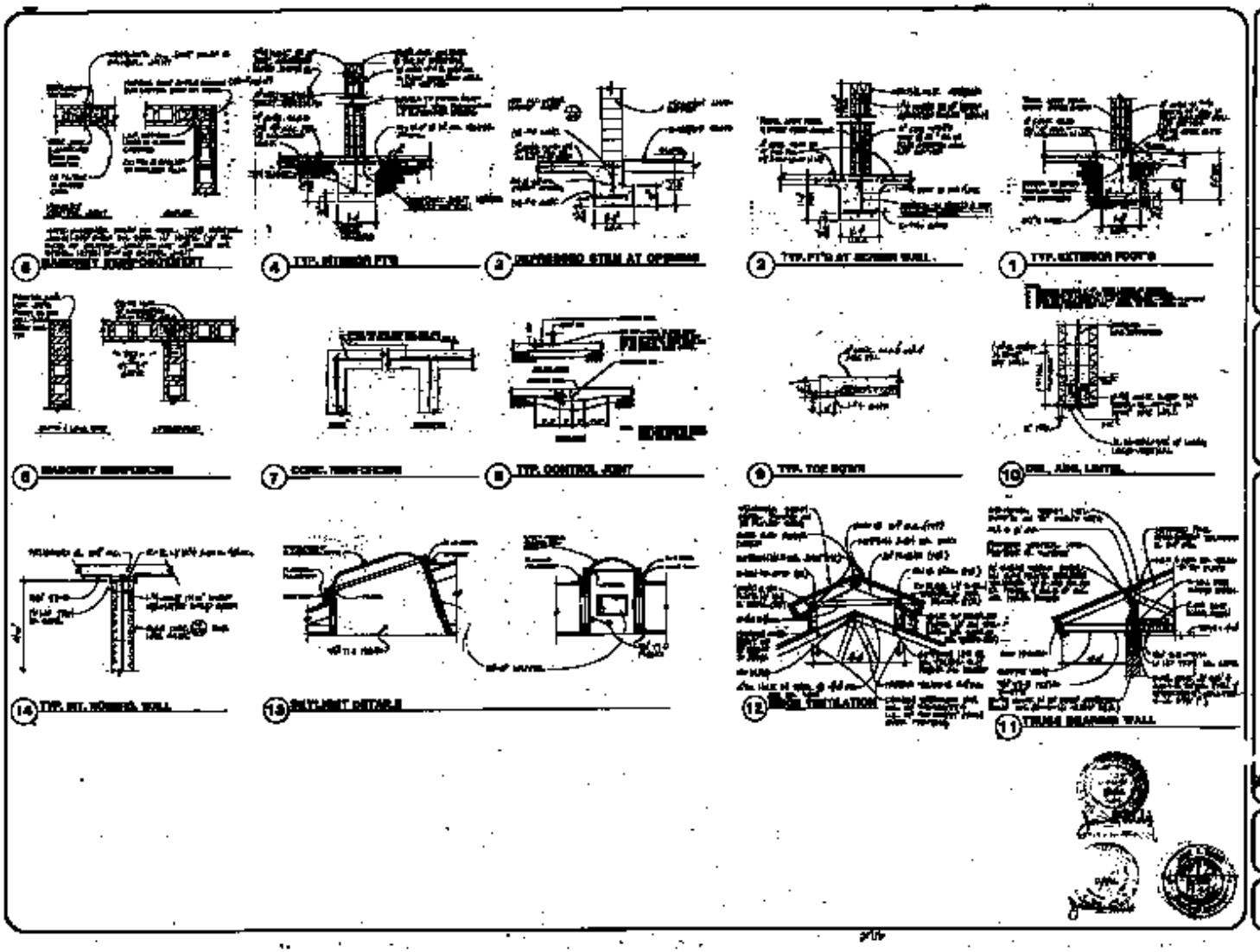
6
4
2
2
1
6
7
8
9
10
14
13
12
11
PENTACORE
DETAILS
A4