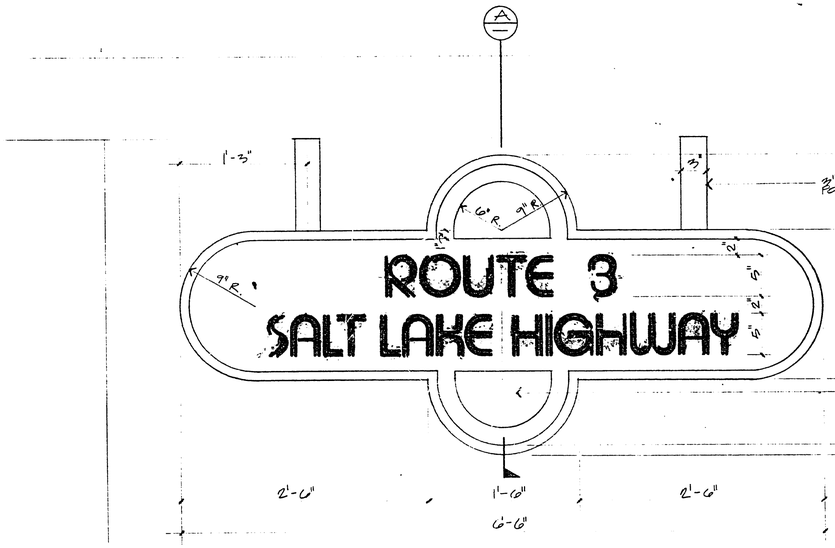

ENLARGED ELEVATION

1½" = 1'-0"

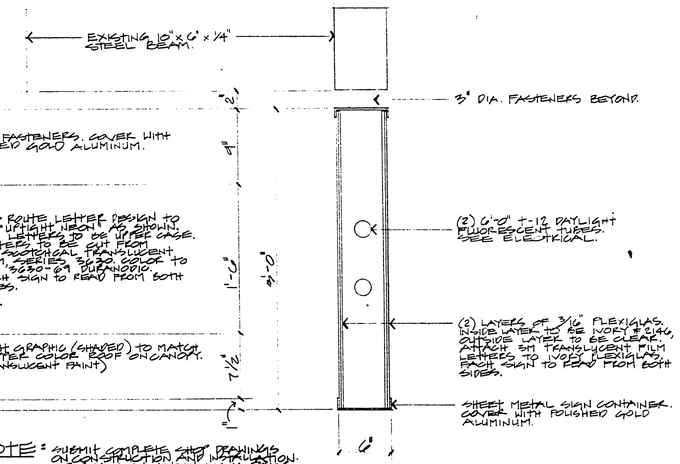

NOTE: SUBMIT COMPLETE SHOP DRAWINGS ON CONSTRUCTION AND INSTALLATION OF BUS DESTINATION SIGNS PRIOR TO CONSTRUCTION. EXCLUDING ROUTE 6, (9) BUS DESTINATION SIGNS ARE REQUIRED. SEE LIST ITEM SHEET. SEE SITE PLAN FOR EACH SIGN LOCATION. SIGN FACE TO BE REMOVABLE FOR FUTURE MODIFICATION AND SERVICE. SIGNS TO COMPLY WITH ARTICLE 600 OF N.E.C. FOR ELECTRICAL WORK ON SIGNS.

CROSS SECTION "A"

1½" = 1'-0"

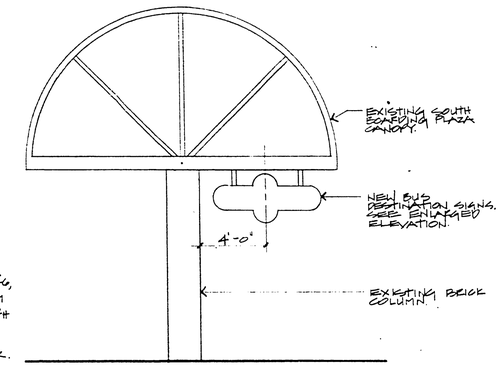

TYPICAL ELEVATION

¼" = 1'-0"

BUS ROUTE DESTINATION SIGNS

(ONE EACH DOUBLE FACED) ~~SUBMIT TO CONFIRM WITH OWNER PRIOR TO FABRICATION.~~

ROUTE 1 HYDE PARK
ROUTE 2 NORTH LAS VEGAS
ROUTE 3 SALT LAKE HIGHWAY
ROUTE 4 BOULDER HIGHWAY
ROUTE 5 HUNTRIDGE
ROUTE 7 COLLEGE PARK
ROUTE 8 GOLF RIDGE
ROUTE 9 VEGAS HEIGHTS
ROUTE 10 UNIVERSITY

ALL ITEMS THIS SHEET

BID GROUP 2
ADDITIVE ITEM 5

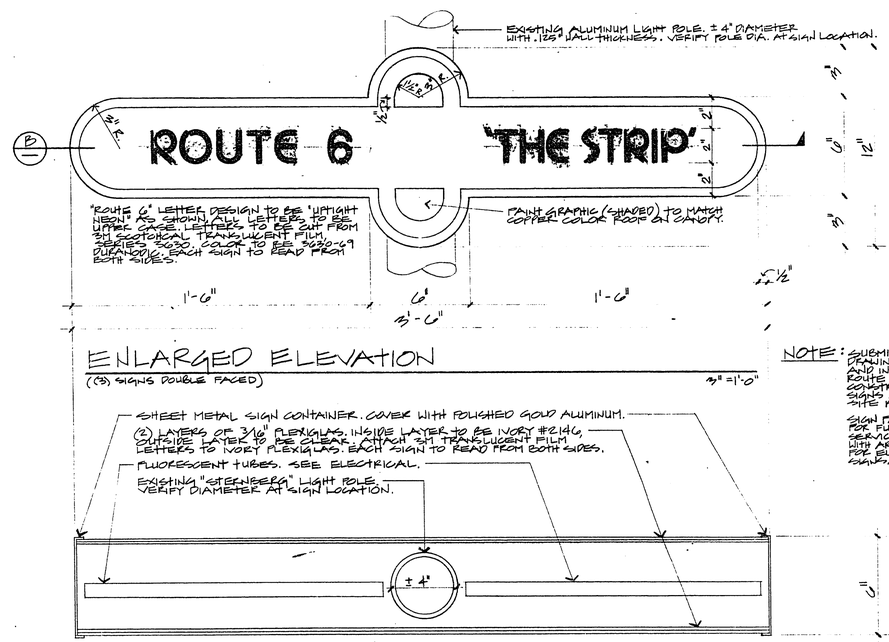

ENLARGED ELEVATION

(3) SIGNS DOUBLE FACED

3/4" = 1'-0"

NOTE: SUBMIT COMPLETE SHOP DRAWINGS ON CONSTRUCTION AND INSTALLATION OF BUS ROUTE 6 SIGNS PRIOR TO CONSTRUCTION. (3) ROUTE 6 SIGNS ARE REQUIRED. SEE SITE PLAN FOR LOCATIONS.

SIGN FACE TO BE REMOVABLE FOR FUTURE MODIFICATION AND SERVICE. SIGNS TO COMPLY WITH ARTICLE 600 OF N.E.C. FOR ELECTRICAL WORK ON SIGNS.

CROSS SECTION "B"

3/4" = 1'-0"

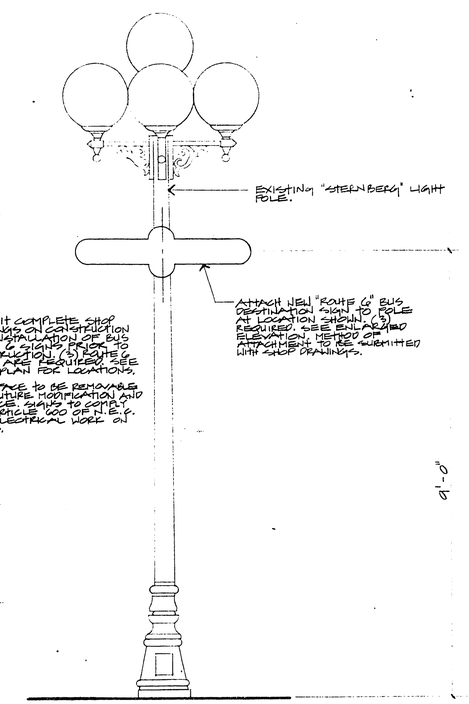

TYPICAL ELEVATION

3/4" = 1'-0"

City of Las Vegas, Nevada
Department of Design and Development
Thomas B. Graham, AICP, RLA, Director

DESIGN BY:
DRAWN BY:
SCALE: AS SHOWN
DATE: 1/87

REVISIONS	DATE

DAVID CHARLES KALLISEK REGISTERED ARCHITECT No. 1798 Jan 29, 1987 STATE OF NEVADA

DOWNTOWN TRANSPORTATION CENTER AMENITIES

Bus Destination Signs & Details

30-13-29

PROJECT NO. WU9040
DRAWING NO. 590-2F
SHEET 26 OF 41
A25