SCALE: 1" = 20'-0"

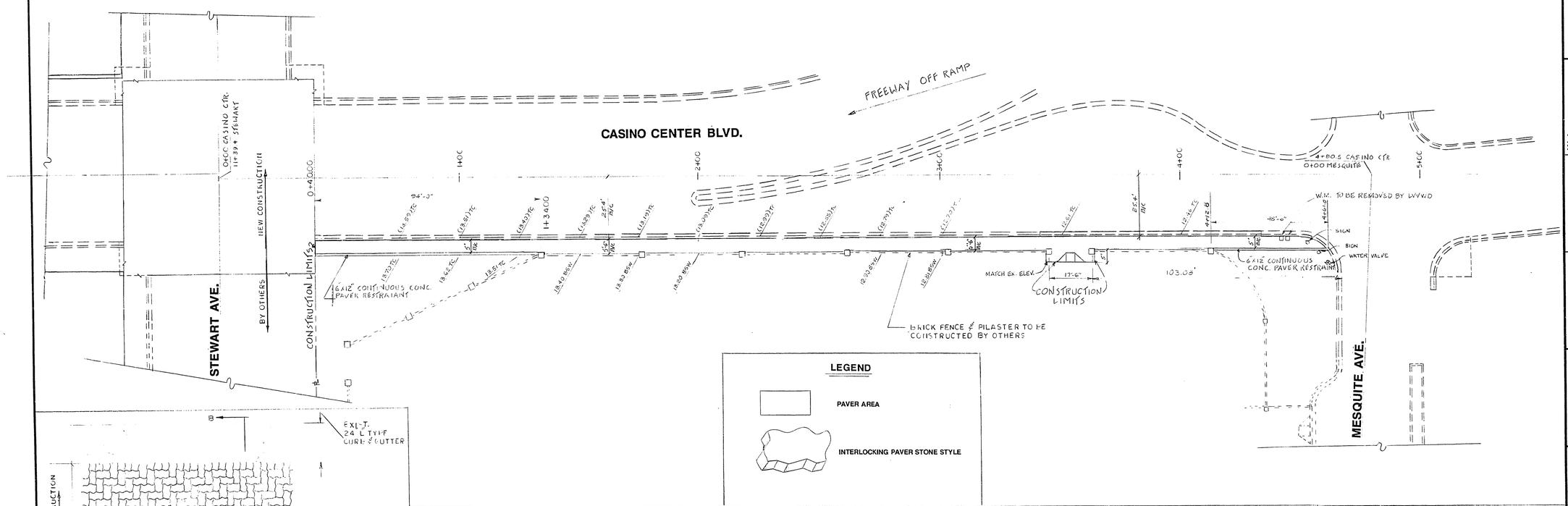

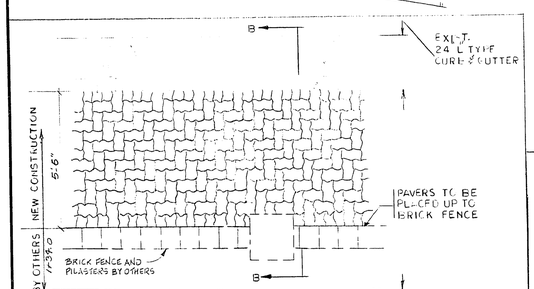

STA. 1+34.0 TO STA. 4+12.8

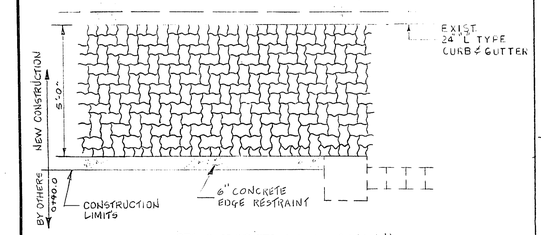

STA. 0+40 TO STA. 1+34.0 (SHOWN)
STA. 4+12.8 TO STA. 4+61.0

HERRINGBONE PATTERN PAVER SIDEWALK DETAIL

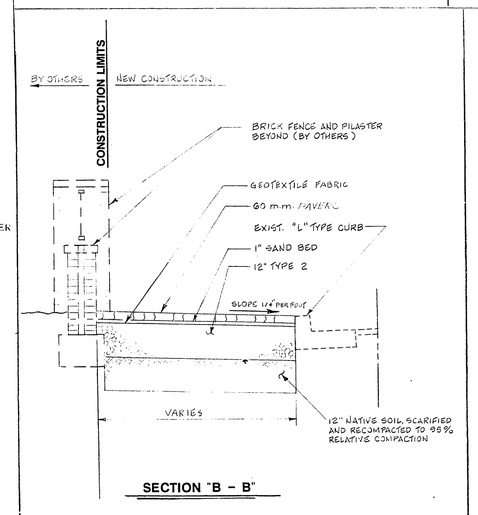

SECTION "B – B"

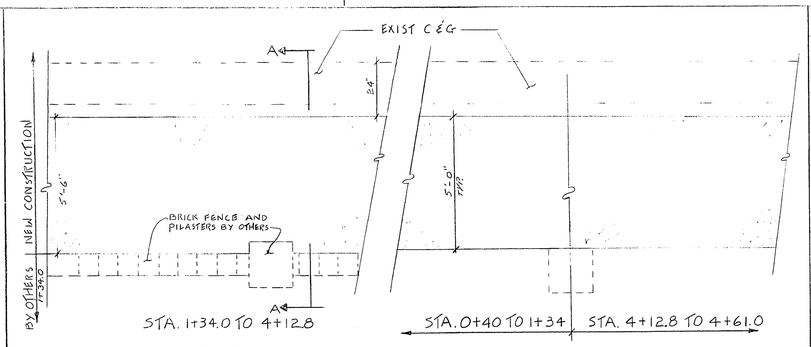

STA. 1+34.0 TO 4+12.8 | STA. 0+40 TO 1+34 | STA. 4+12.8 TO 4+61.0

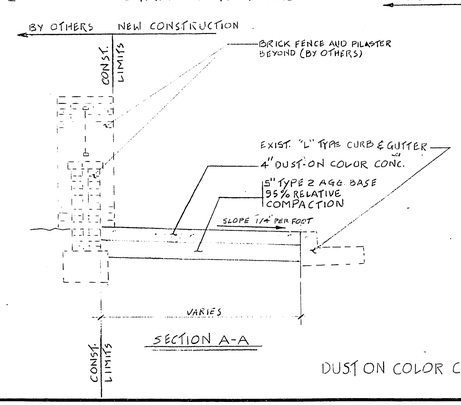

SECTION A-A

NOTE:
FOR EXP & WEAKENED PLANE JOINT DETAILS SEE SHT.

NIC

DUST ON COLOR CONC. SIDEWALK DETAIL

GENERAL NOTES

1. CONTRACTOR WILL BE RESPONSIBLE FOR INSTALLING NEW CURB AND GUTTER BEFORE INSTALLING INTERLOCKING PAVERS STONES. SEE SHEET **30**
2. CERTIFICATION IS REQUIRED FOR COMPACTION TESTS ON SUBGRADE AND SUBBASE.
3. INTERLOCKING PAVER STONES WILL BE IN HERRINGBONE PATTERN AND RANDOM COLOR MIX. COLOR WILL BE SUBMITTED TO THE PROJECT REPRESENTATIVE FOR CLV APPROVAL BEFORE INSTALLATION.
4. ENTIRE ENTRY WAY IS TO GENTLY SLOPE TO WHEELCHAIR RAMP. (FOUR FOOT (4'-0") WIDE AT BASE.)

WORK SEQUENCE

1. CURB AND GUTTER TO BE REMOVED
2. ELECTRICAL CONDUIT TO BE INSTALLED.
3. NEW CURB AND GUTTER CONSTRUCTED.
4. INSTALL 60mm INTERLOCKING PAVER STONES.

CONTRACT DRAWING
APRIL 25, 1986

Revisions	Date

W.A.

Scale (v) | Scale (h) | Date | Fld. bk. no. | Drawn by NORMA GOMEZ, J.J.B. | Design by T. HANKLIN

Department of Public Works Engineering Design Division

SIDEWALK IMPROVEMENTS
CASINO CENTER BLVD.

DOWNTOWN TRANSPORTATION CENTER
OFFSITE IMPROVEMENTS

CITY OF LAS VEGAS · CLARK COUNTY

Drawing no. 590-2E | 31/51

30-13-81