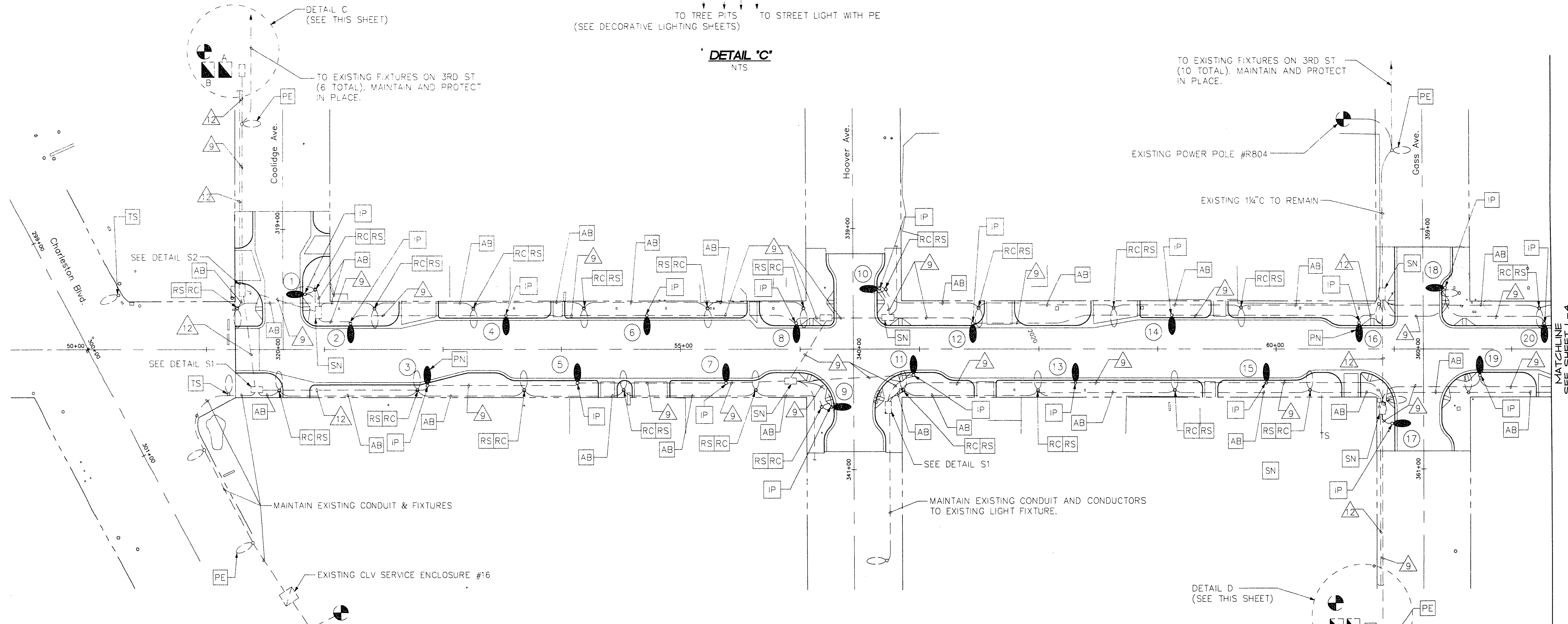


DETAIL 'C'
NTS

TO EXISTING FIXTURES ON 3RD ST
(6 TOTAL). MAINTAIN AND PROTECT
IN PLACE.

EXISTING POWER POLE #R804

EXISTING 1 1/4" C TO REMAIN



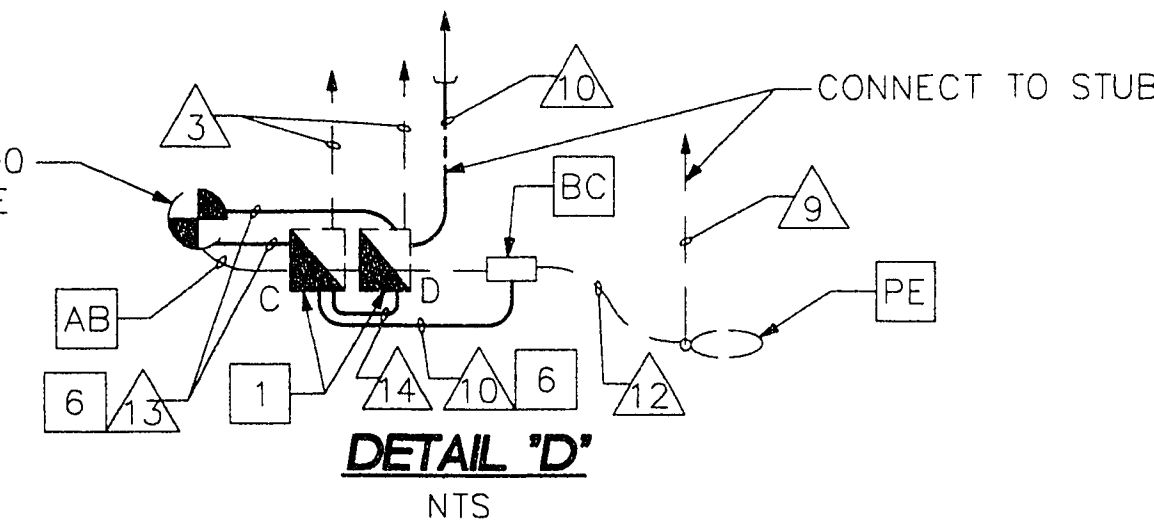
MATCHLINE SEE SHEET L-4

CONDUCTOR TYPE	FUNCTION	CONDUCTOR SCHEDULE													
		1	2	3	4	5	6	7	8	9	10	11	12	13	14
#8 AWG	GROUND (GREEN)	1	1	1	1	1	1	1	1	1	1	1	1	1	1
#2 AWG	TREE PIT LIGHTING ELECTRICAL SERVICE	2	1	2	2	1	1	1	1					1	
PULL ROPE	FUTURE DECORATIVE LIGHTING CONDUCTORS		1		1	1	1		1						1
#4 AWG	IRRIGATION CONTROLLER ELECTRICAL SERVICE		2												
#6 AWG	TREE PIT LIGHTING ELECTRICAL SERVICE						2								
#4 AWG	STREET LIGHT ELECTRICAL SERVICE									2	2	2	2		
#10 AWG	PHOTO-ELECTRIC UNIT										3	3			
PULL ROPE	FUTURE CONDUCTORS											1			
#3/0 AWG	ELECTRICAL SERVICE POINT CONNECTION												3		
	CONDUIT SIZE	1 1/4"	2"	1 1/4"	1 1/4" (E)	2" (E)	2"	1 1/4"	2" (E)	3/4"	1"	2" (E)	2" (E)	2" (E)	2"

(E) EXISTING

(SEE DECORATIVE LIGHTING SHEET L-2)
TO TREE PITS

EXISTING POWER POLE #79000
EXISTING SERVICE ENCLOSURE #12 TO BE REMOVED BY CLV




Call before you Dig.
1-800-227-2600

NO.	REVISIONS	DATE	BY

John Bradley
9/15/95

Kimley-Horn and Associates, Inc.
Las Vegas, Nevada © 1995

DESIGNED BY JIO
DRAWN BY JBF/PPG
CHECKED BY JTC
NOTE BOOK NO.



DOWNTOWN CORRIDOR IMPROVEMENTS
CITY OF LAS VEGAS DEPT. OF PUBLIC WORKS
LAS VEGAS, NEVADA

CONTRACT 3 - 4TH STREET
CHARLESTON BLVD. TO STEWART AVE.

DATE 8/30/95
SCALE 1" = 40'

STREET LIGHTING
STA. 51+25 TO STA. 62+35

DWG. NO. 107-V-2288A
FILE NO. 9903.02
SHEET L-3
SHEET 39 OF 49

20-2-38