

**CLV FIRE DEPARTMENT NOTES**

- ALL WORK SHALL BE DONE IN STRICT ACCORDANCE WITH THE CITY OF LAS VEGAS FIRE DEPARTMENT "HYDRANT SPECIFICATIONS" AND "HYDRANT INSTALLATION SPECIFICATIONS," AND ORDINANCE # 3677.
- AUTHORIZED HYDRANTS FOR THIS PROJECT ARE:
  - KENNEDY GUARDIAN
  - MUELLER A-423 CENTURIAN
  - CLOW MODEL 2546 MEDALLION
- ON ANY NEW HOME OR BUILDING INSTALLATION, ACCESSIBLE FIRE HYDRANTS SHALL BE INSTALLED BEFORE COMBUSTIBLE CONSTRUCTION COMMENCES AND SAID FIRE HYDRANTS SHALL BE IN GOOD WORKING ORDER WITH AN ADEQUATE WATER SUPPLY.
- CONTRACTOR SHALL PLACE A BLUE REFLECTIVE MARKER AT CENTERLINE OF STREET ADJACENT TO FIRE HYDRANT AS REQUIRED IN ORDINANCE #3677 TO IDENTIFY FIRE HYDRANT LOCATIONS.
- CALL THE LAS VEGAS BUILDING DEPARTMENT AT 229-2071 FOR UNDERGROUND INSPECTION, PRESSURE AND FLUSH VERIFICATION OF ALL FIRE HYDRANTS AND FIRE LINES BEFORE COVERING.
- PAINTING OF THE CURBS AND HYDRANT AND ANY WORK NECESSARY FOR PROTECTION OF HYDRANTS FROM PHYSICAL DAMAGE PER ORDINANCE #3677 SHALL BE COMPLETED BEFORE APPROVAL BY THE CITY OF LAS VEGAS FIRE DEPARTMENT.
- A PERMIT IS REQUIRED FROM THE FIRE DEPARTMENT FOR ON-SITE WATER LINE AND FIRE HYDRANT. THE PERMIT AND CONTRACTORS MATERIAL AND TEST CERTIFICATE FOR UNDERGROUND PIPING FORM SHALL BE OBTAINED FROM THE FIRE PROTECTION ENGINEER PRIOR TO ANY WORK BEGINNING.
- A FLOW TEST MUST BE WITNESSED BY THE FIRE DEPARTMENT PRIOR TO OCCUPANCY FOR VERIFICATION OF REQUIRED ON-SITE WATER SUPPLY.
- ALL ON-SITE FIRE MAIN MATERIALS MUST BE U.L. LISTED AND A.W.W.A. APPROVED.
- FIRE HYDRANT SPACING:
  - RESIDENTIAL - 500 FEET UNSPRINKLERED, 600 FEET SPRINKLERED
  - COMMERCIAL, INCLUDING MULTI-FAMILY - 300 FEET UNSPRINKLERED, 400 FEET SPRINKLERED.
- NO FIRE HYDRANT SHALL BE LOCATED WITHIN THE REQUIRED RADIUS OF A CUL-DE-SAC OR WITHIN 20' OF THE PERIMETER OF THE RADIUS OF THE CUL-DE-SAC.
- NO FIRE HYDRANT SHALL BE LOCATED WITHIN 6 FEET OF ANY CURB RETURN, DRIVEWAY, POWER POLE, STREETLIGHT, OR ANY OTHER OBSTRUCTION.
- NOT MORE THAN 2 HYDRANTS CAN BE OUT OF SERVICE DUE TO A SINGLE MAIN BREAK.
- THE TURNING RADIUS FOR ANY FIRE APPARATUS ACCESS ROAD AND/OR FIRE LANE, PUBLIC OR PRIVATE SHALL BE NOT LESS THAN 45 FEET OUTSIDE RADIUS AND 22 FEET INSIDE RADIUS.
- A FIRE APPARATUS ROAD SHALL BE REQUIRED WHEN ANY PORTION OF AN EXTERIOR WALL OF THE FIRST STORY IS LOCATED MORE THAN 150 FEET FROM A FIRE DEPARTMENT VEHICLE ACCESS. (SEE EXCEPTIONS IN UPC 91, SECTION 10.203)
- ALL DEAD END FIRE APPARATUS ACCESS ROADS AND/OR FIRE LANES PUBLIC OR PRIVATE IN EXCESS OF 150 FEET IN LENGTH SHALL BE PROVIDED WITH AN APPROVED TURNAROUND AREA. (SEE ORDINANCE #3677)
- ELECTRICALLY CONTROLLED ACCESS GATES SHALL BE PROVIDED WITH AN APPROVED EMERGENCY VEHICLE DETECTOR/RECOVER SYSTEM. SAID SYSTEM SHALL BE INSTALLED IN ACCORDANCE WITH THE CITY OF LAS VEGAS GUIDELINES FOR AUTOMATIC EMERGENCY VEHICLE ACCESS GATES.

**LAS VEGAS VALLEY WATER DISTRICT STANDARD NOTES**

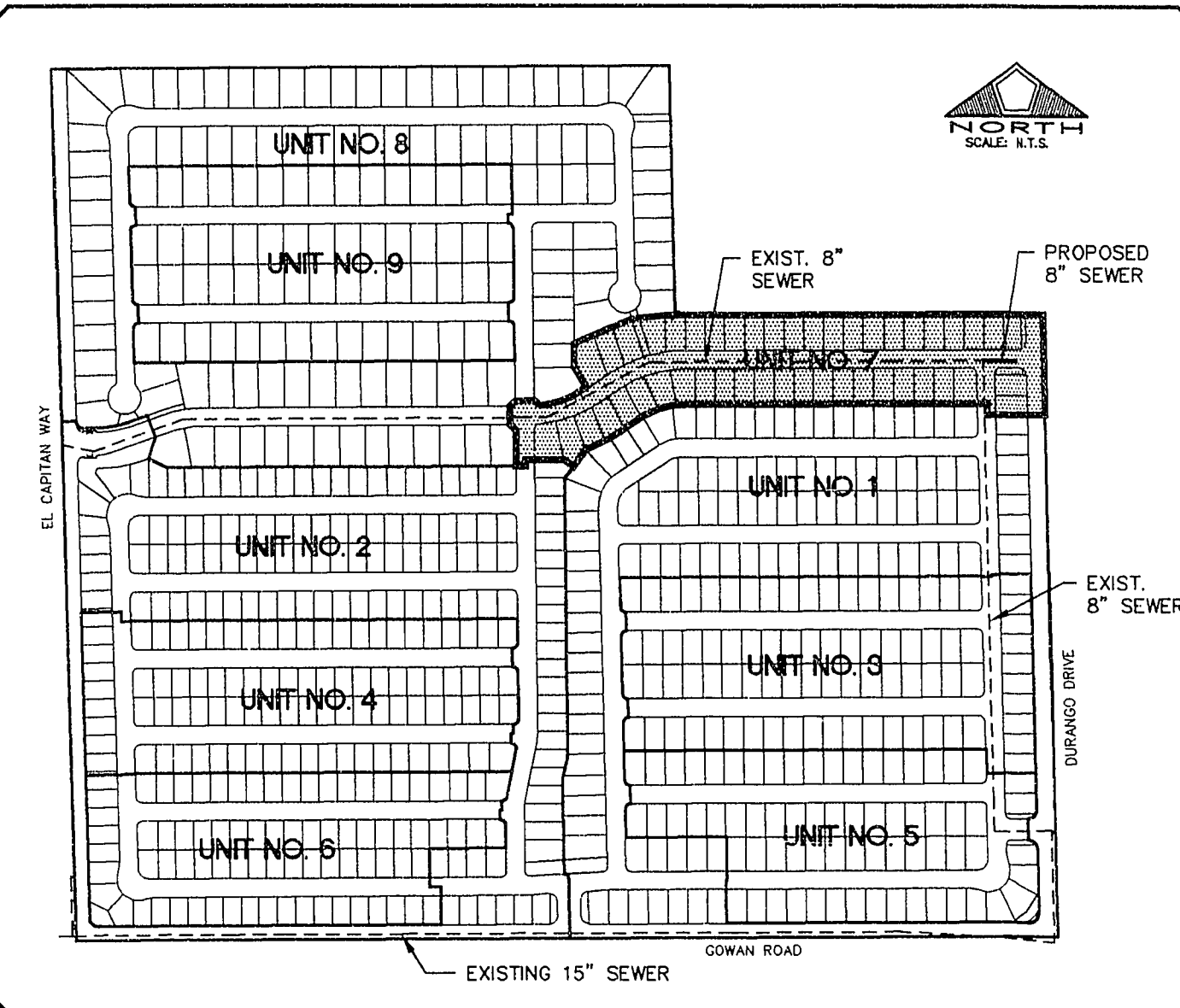
- NO WORK SHALL BEGIN UNTIL THE WATER PLANS HAVE BEEN RELEASED FOR CONSTRUCTION BY THE LVVWD. FOLLOWING WATER PLAN APPROVAL, 48 HOUR NOTICE SHALL BE GIVEN TO THE LVVWD COMMUNICATION SUPPORT CENTER (258-7171) PRIOR TO THE START OF CONSTRUCTION. NOTICE MUST BE GIVEN BY 2:00 P.M. THE BUSINESS DAY PRIOR TO A LVVWD INSPECTION.
- ALL WORK SHALL CONFORM TO THE LVVWD'S STANDARD PLATES, DRAWINGS, AND SPECIFICATIONS AND THE UNIFORM DESIGN AND CONSTRUCTION STANDARDS FOR WATER DISTRIBUTION SYSTEMS (UDACS), LATEST EDITION.
- ALL WORK, EXCEPT AS MODIFIED BY THESE PLANS OR BY NOTE 2, SHALL BE DONE IN ACCORDANCE WITH THE MOST CURRENT DRAFT OR EDITION OF THE UNIFORM STANDARD SPECIFICATIONS FOR PUBLIC WORKS CONSTRUCTION OFFSITE, CLARK COUNTY AREA.
- A SINGLE PIPE MATERIAL SHALL BE USED THROUGHOUT THE PROJECT UNLESS OTHERWISE APPROVED BY THE LVVWD.
- ALL SERVICE LATERALS TWO (2) INCHES IN DIAMETER AND SMALLER SHALL BE COPPER TUBING WITH LVVWD APPROVED SERVICE SADDLES.
- ALL WATER METER BOXES SHALL BE LOCATED OUTSIDE OF DRIVEWAY AREAS.
- ALL VALVES SHALL BE LOCATED OUTSIDE OF DRIVEWAYS, VALLEY AND CURB GUTTERS.
- THE FOLLOWING REQUIREMENTS MUST BE MET IN THE EVENT A WATER LINE AND SANITARY OR STORM SEWER LINE CROSS:
  - A MINIMUM EIGHTEEN (18) INCH VERTICAL SEPARATION (OUTSIDE TO OUTSIDE) MUST BE MAINTAINED WHEN THE WATER LINE IS INSTALLED OVER THE SANITARY OR STORM SEWER LINE. IF THE VERTICAL SEPARATION CANNOT BE MAINTAINED OR THE WATER LINE MUST BE PLACED UNDER THE SANITARY OR STORM SEWER LINE, THE SANITARY OR STORM SEWER LINE MUST BE CONSTRUCTED WITH ONE OF THE FOLLOWING OR, AS SHOWN ON THESE PLANS:
    - POTABLE WATER SUPPLY QUALITY MATERIAL.
    - ENCASEMENT, WITH FOUR (4) INCH CONCRETE (MINIMUM)
    - SLEEVING WITH POTABLE WATER SUPPLY QUALITY PIPE.
- EACH PROVISION MUST EXTEND ALONG THE SANITARY OR STORM SEWER, ON EITHER SIDE OF THE MAIN, A MINIMUM 10 FOOT DISTANCE PERPENDICULAR TO THE WATER MAIN EXTERIOR.
- WARNING TAPE SHALL BE REQUIRED OVER ALL MAINS, ALL SIX (6) INCH DIAMETER AND LARGER SERVICE LATERALS, AND ANY SERVICE LATERAL NOT INSTALLED PERPENDICULAR TO THE MAIN IN ACCORDANCE WITH STANDARD PLATE NO. 27.
- ALL WATER FACILITIES SHALL BE FILLED, DISINFECTED, PRESSURE TESTED, FLUSHED, FILLED AND AN ACCEPTABLE WATER SAMPLE OBTAINED, PRIOR TO CONNECTION TO THE LVVWD'S DISTRIBUTION SYSTEM.
- THE CONTRACTOR MUST OBTAIN ALL METERS TWO (2) INCHES AND SMALLER FROM LVVWD CENTRAL STORES. TELEPHONE 258-3152 FORTY-EIGHT (48) HOUR PRIOR TO PICKUP.
- CONSTRUCTION MAY INTERRUPT SERVICE, WITH LVVWD APPROVAL AND PROPER NOTIFICATION, BETWEEN THE HOURS OF 10 P.M. AND 6 A.M., SUNDAY THROUGH THURSDAY. CIRCUMSTANCES MAY REQUIRE TEMPORARY SERVICE FEEDS BE INSTALLED, WITHOUT LVVWD REIMBURSEMENT. ANY TEMPORARY SERVICE FEED MUST HAVE PRIOR LVVWD APPROVAL.
- ALL WATER FACILITY CONSTRUCTION MATERIALS USED MUST BE AS LISTED ON THE LVVWD'S PRE-APPROVED MATERIALS AND MANUFACTURERS LISTING FOR NEW FACILITIES, LATEST REVISION, OR SPECIFICALLY APPROVED ON THESE PLANS. LVVWDSTD. - Revised: April 25, 1995

**PUBLIC TRAFFIC SIGN LEGEND & QUANTITIES**

- 6" D-3 STREET NAME SIGN (STD. DWG. 250) 3 E.A.
- END OF ROAD MARKERS 4 E.A.
- END OF ROAD MARKERS TO BE REMOVED 4 E.A.
- STOP SIGNS 1 E.A.

**BENCHMARK**

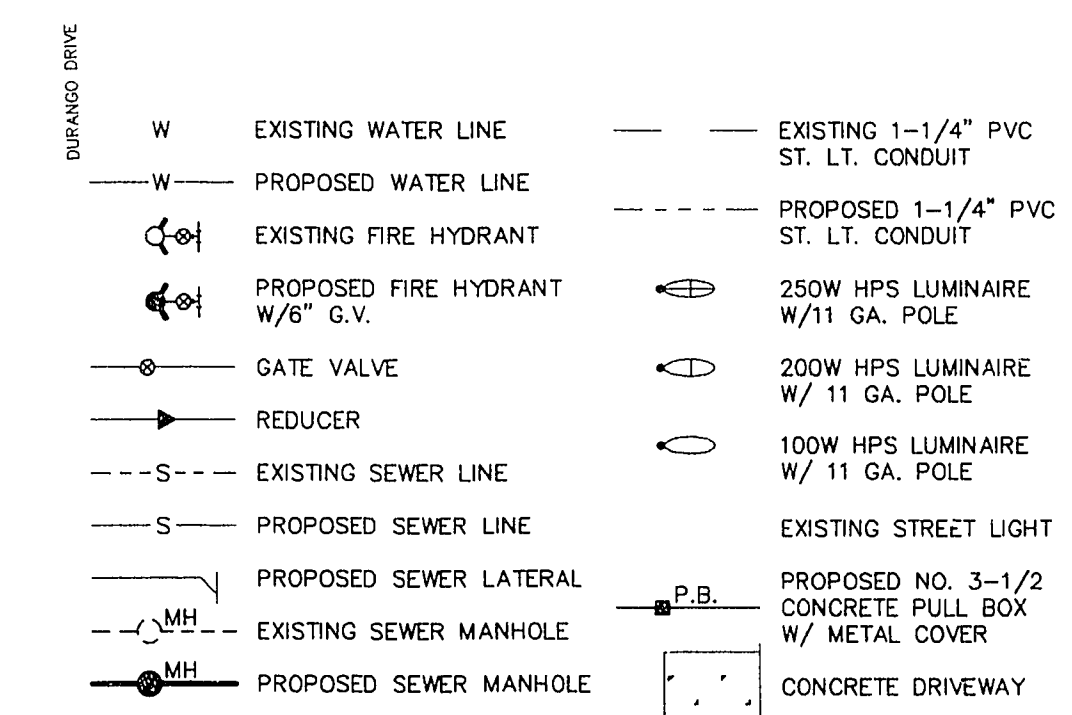
RIVET AND PLATE IN TOP OF CURB, SOUTHWEST RETURN OF CHEYENNE AVENUE AND RAMPART BOULEVARD, CITY OF LAS VEGAS DATUM BENCHMARK No. OLVD0 17NES  
 ELEVATION 2448.333 FEET (NGVD 29)  
 ELEVATION DATUM EQUATION = NAVD 29 (2448.333) + 2.4318 = NAVD 88 (2450.7648)



**CLV SEWER NOTES**

- ALL CONSTRUCTION AND MATERIALS SHALL BE IN ACCORDANCE WITH THE LATEST EDITION OF THE DESIGN AND CONSTRUCTION STANDARDS FOR WASTEWATER COLLECTION SYSTEMS AND THE UNIFORM STANDARD SPECIFICATIONS FOR PUBLIC WORKS CONSTRUCTION OFFSITE IMPROVEMENTS, CLARK COUNTY AREA, NEVADA, AS AMENDED. IN ALL CASES THESE STANDARDS SHALL SUPERSEDE THE UNIFORM STANDARD SPECIFICATIONS. IT WILL BE THE RESPONSIBILITY OF THE CONTRACTOR TO BE AWARE OF THE CONTENTS OF THE ABOVE SPECIFICATION BOOKS.
- IT SHALL BE THE CONTRACTOR'S RESPONSIBILITY TO PERFORM CONSTRUCTION AS PER PLANS. ANY ADDITIONS, DELETIONS OR CHANGES SHALL FIRST MEET WITH THE APPROVAL OF THE CONTROLLING AGENCY.
- CHISEL "S" OR "C" IN CURBS WHERE SEWER OR GAS LATERALS PASS UNDER THE CURB.
- POLYVINYL (PVC) SEWER PIPE SHALL MEET ASTM D-3034 SDR 35 SPECIFICATION, INSTALLED WITH SAND BEDDING AND BACKFILL OF TYPE II GRAVEL.
- ALL MANHOLES IN PAVED STREETS 80' R/W AND LARGER, SHALL HAVE CONCRETE COLLARS.
- TEE SADDLES SHALL BE USED TO CONNECT SEWER LATERALS TO EXISTING MAIN LINES UP TO 12" DIA. SIZE. CONNECTIONS TO 15" OR LARGER MAINS SHALL REQUIRE SPECIAL PROCEDURES.
- A SEWER MAIN CROSSING OVER A WATER MAIN OR LESS THAN 18" UNDER A WATER MAIN MUST BE REINFORCED CONCRETE ENCASED FOR A DISTANCE NOT LESS THAN TEN FEET (10') TO EACH SIDE OF THE CENTERLINE OF THE WATER MAIN.
- ALL CONTRACTORS INSTALLING SEWER MAINS THAT WILL BE UNDER THE JURISDICTION OF THE CONTROLLING AGENCY MUST BE CLASS "A" CONTRACTORS.
- THE CITY OF LAS VEGAS WILL NOT ACCEPT ANY SEWER MAINS WHICH HAVE A VERTICAL DEFLECTION OF MORE THAN ONE TENTH (0.10) OF A FOOT FROM THE APPROVED CONSTRUCTION PLANS. SEWER MAINS FOUND TO EXCEED THIS TOLERANCE WILL HAVE TO BE REMOVED AND REPLACED TO THE SATISFACTION OF THE CITY ENGINEER PRIOR TO APPROVAL BY THE CITY.

**UTILITY LEGEND**



**LAS VEGAS FIRE DEPARTMENT FIRE FLOW DATA**

FIRE FLOW REQUIREMENT IS 1,500 GALLONS PER MINUTE AT 20 POUNDS PER SQUARE INCH RESIDUAL.

BASED ON:

SQUARE FOOTAGE	1800 ± SF.
LARGEST AREA BETWEEN AREA SEPARATION WALLS	N/A
HEIGHT	TWO-STORY
TYPE OF CONSTRUCTION	TYPE 5
EXPOSURES	10' MIN.
SPRINKLER SYSTEM	NONE
OCCUPANCY	SINGLE-FAMILY
ROOF CONSTRUCTION	TILE

**APPROVALS**

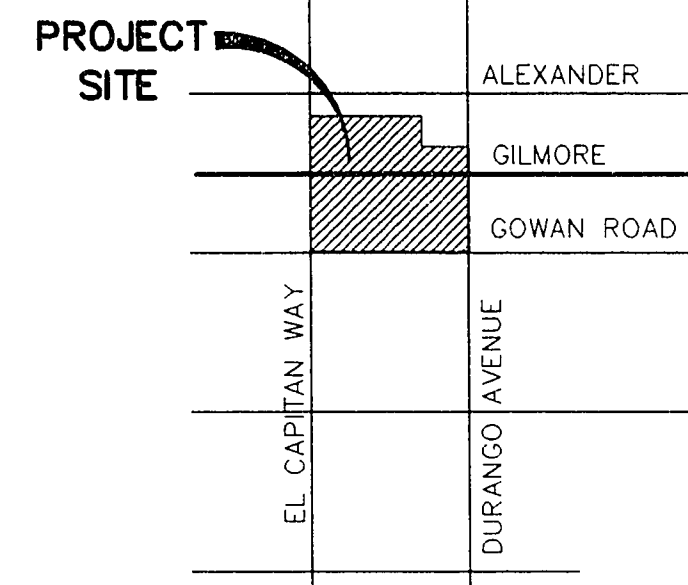
*[Signature]* 10-13-95  
 CITY OF LAS VEGAS - FIRE MARSHALL DATE

*[Signature]* 1/23/96  
 LAS VEGAS VALLEY WATER DISTRICT DATE

*[Signature]* 10-16-95  
 NEVADA POWER COMPANY DATE

THIS APPROVAL IS FOR THE PLACEMENT AND CLEARANCE OF STREET LIGHT AND SIGNAL LIGHT INSTALLATIONS ONLY.

ITEM	UNITS	WATER QUANTITIES		GRAND TOTAL
		SHEET 4		
				46 LOTS
				8.20 ACRES
<b>WATER IMPROVEMENTS</b>				
8" WATER MAIN	L.F.	80		80 L.F.
2" BLOW OFF	E.A.	1		1 E.A.
5/8" METER W/ 1" SERVICE LATERALS	E.A.	27		27 E.A.
8" GATE VALVE	E.A.	1		1 E.A.



**VICINITY MAP**

**PROJECTED SEWER FLOWS**

PEAK AVERAGE DAILY = 92,750 GPM  
 AVERAGE DAILY = 26,500 GPM

Avoid cutting underground utility lines. It's costly.

**Call before you Dig.**

**1-800-227-2600**  
 UNDERGROUND SERVICE ALERT (USA)

DATE	10/9/95	SCALE	1"=10'
DRAWN BY	M.S.G.	CHECKED BY	M.S.G.
DESIGNED BY	M.S.G.	JOB NO.	0134-0009
RECOMMENDED BY	[Signature]	DATE	10/9/95
APPROVED BY	[Signature]	DATE	10/9/95
NO.	3	DATE	10/9/95
DESCRIPTION	EL CAPITAN RANCH - UNIT No. 7	DATE	10/9/95
NO.	3	DATE	10/9/95
DESCRIPTION	EL CAPITAN RANCH - UNIT No. 7	DATE	10/9/95

RECOMMENDED BY: [Signature]  
 DATE: 10/9/95  
 APPROVED BY: [Signature]  
 DATE: 10/9/95  
 ENGINEER: [Signature]  
 P.E. # 8220

DATE: 10/9/95  
 DRAWN BY: M.S.G.  
 DESIGNED BY: M.S.G.  
 CHECKED BY: M.S.G.  
 JOB NO.: 0134-0009  
 SCALE: 1"=10'

**PENTACORE**  
 Engineering, Inc.  
 6763 West Charleston Boulevard  
 Las Vegas, Nevada 89102  
 (702) 258-0115

AMERICAN WEST HOMES, INC.  
 EL CAPITAN RANCH - UNIT No. 7  
 UTILITY PLAN APPROVALS AND WATER QUANTITIES

SHEET  
**3**  
 OF 9