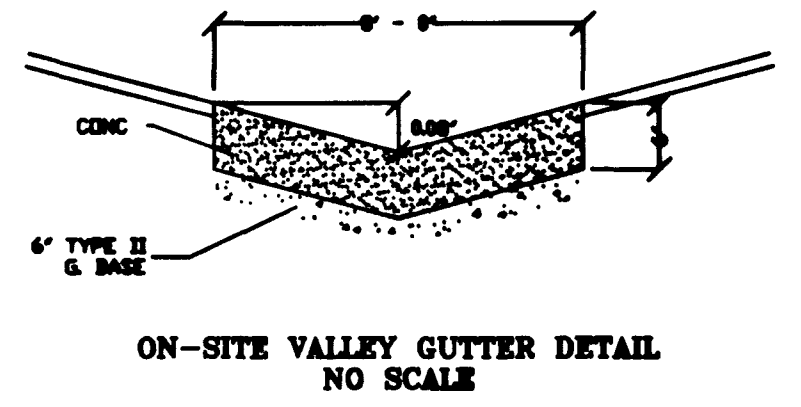
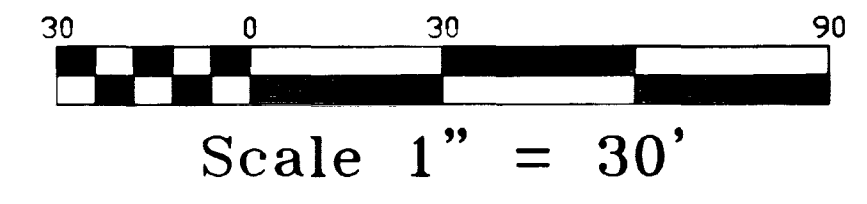
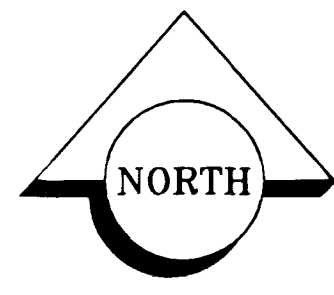


**BASIS OF BEARINGS**  
 THE BASIS OF BEARING FOR THIS PROJECT IS N 02° 20' 55" E, BEING THE CENTER LINE OF DECATOUR BOULEVARD AS SHOWN ON PARCEL MAP RECORDED IN FILE 81, PAGE 14, CLARK COUNTY, NEVADA RECORDS

**BENCHMARK**  
 CITY OF LAS VEGAS, 2LV00, 25N66  
 RIVET AND SQUARE PLATE ALUMINUM PLATE  
 IN TOP OF CURB ON SOUTH  
 SIDE OF VEGAS DRIVE AND LEONARD LANE  
 ELEV. 678.0617 METERS  
 2224.61 FEET  
 NAVD 1988



- CONSTRUCTION NOTES**
- 1 CONSTRUCT 'L' CURB PER STD. DWG 216
  - 2 CONSTRUCT 'A' CURB PER STD. DWG. 219
  - 3 CONSTRUCT 3' VALLEY GUTTER PER DETAIL SHEET G1
  - 4 CONSTRUCT 2' AC. OVER 5' TYPE II
  - 5 CONSTRUCT 3' AC. OVER 4' TYPE II
  - 6 CONSTRUCT 8' VALLEY GUTTER PER STD. DWG. 228
  - 7 CONSTRUCT HAANDICAPPED RAMP PER STD. DWG. 235, CASE 1
  - 8 CONSTRUCT SIDEWALK DRAIN PER STD. DWG. 236
  - 9 CONSTRUCT SIDEWALK PER STD. DWG. 234
  - 10 CONSTRUCT 4' AC OVER 4' TYPE II OVER 9' TYPE I
  - 11 INSTALL RI-1

- LEGEND**
- 00.00 DESIGN ELEVATION
  - SAWCUT LINE
  - FG FINISH GRADE
  - - - (6' W) - - EXISTING WATER MAIN
  - - - (8' S) - - EXISTING SANITARY SEWER
  - DW DRIVEWAY
  - FF FINISH FLOOR
  - T/WALL TOP OF WALL
  - EX FH EXISTING FIRE HYDRANT
  - EX SMH EXISTING SEWER MANHOLE
  - EX W VALVE EXISTING WATER VALVE
  - EX SLT EXISTING STREETLIGHT
  - (00.00) EXISTING ELEVATION
  - TC TOP OF CURB
  - BC BACK OF CURB
  - AC ASPHALT CONCRETE
  - EX. GRND EXISTING GROUND
  - NEW SLT NEW STREETLIGHT
  - NEW W VALVE NEW WATER VALVE
  - NEW FH NEW FIRE HYDRANT
  - NEW SMH NEW SEWER MANHOLE

**BACK OF CURB CURVE TABLE**

CURVE	LENGTH	DELTA	RADIUS	TANGENT
C1	39.27'	90°00'00"	25.00'	25.00'
C2	23.56'	90°00'00"	15.00'	15.00'
C3	39.27'	90°00'00"	25.00'	25.00'
C4	23.56'	90°00'00"	15.00'	15.00'

**GRADING PLAN**

**TITLE** DECATUR AUTO CENTER  
 DECATUR BLVD.  
 NORTH OF VEGAS DRIVE

**DRAWN BY:** D.S. BILLINGSLEY 28/DEC/98  
**DESIGNED BY:** G.H. BILLINGSLEY 20/JUL/98  
**CHECKED BY:** G.H. BILLINGSLEY 28/DEC/98  
**PROJECT NO.:** 98004-G1

**SCALE:** 1" = 30'

**DATE:** 11 FEB 99

**SHEET** G1  
 6 OF 9 SHEETS  
**DRAWING NO.** 107-V2941

