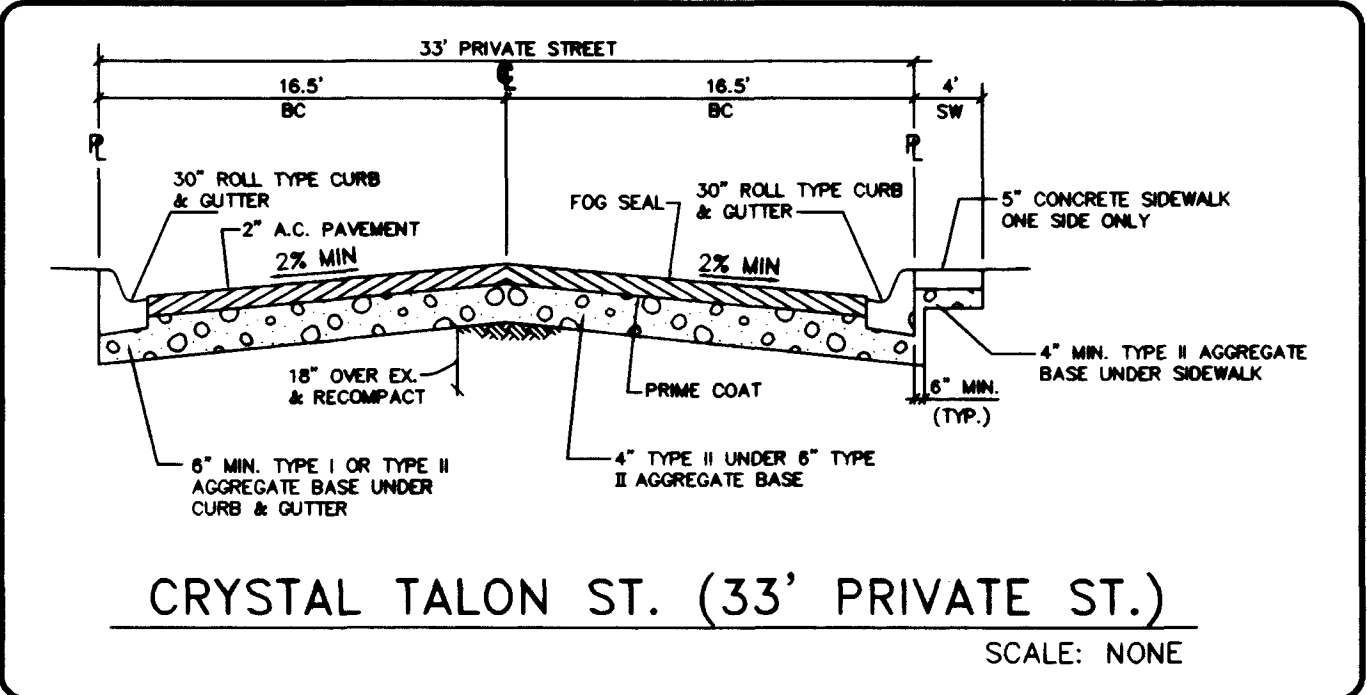
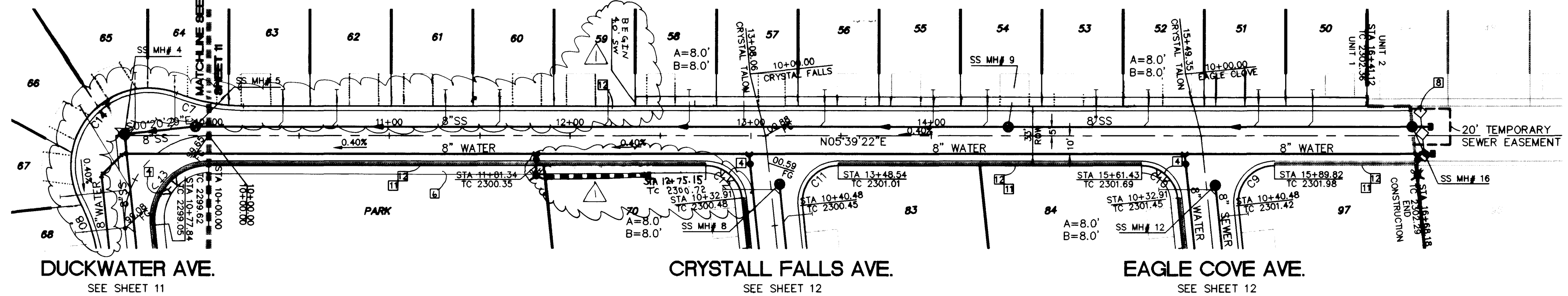
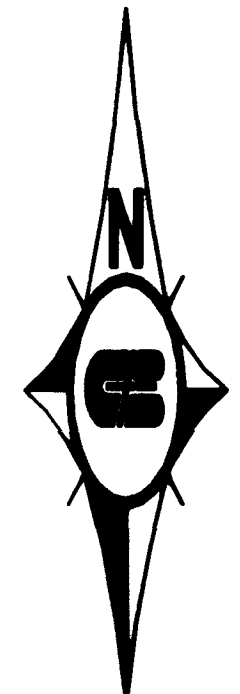
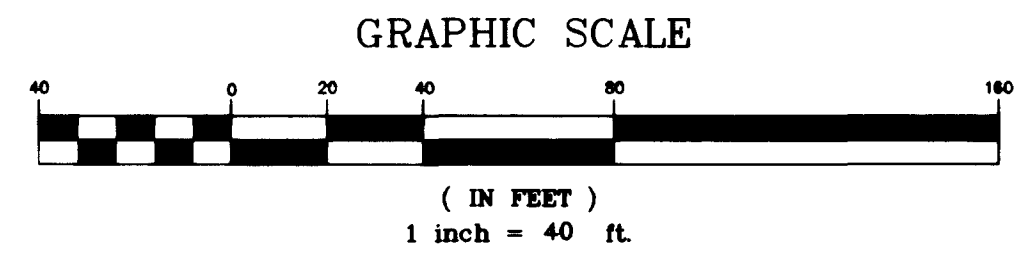


Call before you Dig.
1-800-227-2600

SAFETY ALERT
Call before you Overhead.
593-6111



- CONSTRUCTION NOTES**
- CONSTRUCT 8" CONCRETE VALLEY GUTTER PER CLARK COUNTY AREA STD. DWG. NO. 228
 - CONSTRUCT "L" CURB AND GUTTER PER CLARK COUNTY AREA STD. DWG. NO. 216
 - CONSTRUCT TACK ON ISLAND CURB PER CLARK COUNTY STD. DWG. NO. 220
 - CONSTRUCT SIDEWALK RAMP (CASE 1) PER CLARK COUNTY AREA STD. DWG. NO. 235
 - CONSTRUCT 5.0' WIDE CONCRETE SIDEWALK PER CLARK COUNTY AREA STD. DWG. NO. 234
 - CONSTRUCT 4.0' WIDE CONCRETE SIDEWALK PER CLARK COUNTY AREA STD. DWG. NO. 234
 - CONSTRUCT SIDEWALK DRAIN PER CLARK COUNTY AREA STD. DWG. NO. 236
 - INSTALL TEMPORARY END OF ROAD BARRICADE
 - CONSTRUCT 10.0' ROLL TO "L" TYPE CURB SEE DETAIL SHEET 16
 - SAWCUT EXIST. A.C. PAVING AND REMOVE
 - NO PARKING ANYTIME (PAINT CURB RED)
 - CONSTRUCT ROLL TYPE CURB AND GUTTER PER CLARK COUNTY AREA STD. DWG. NO. 217A



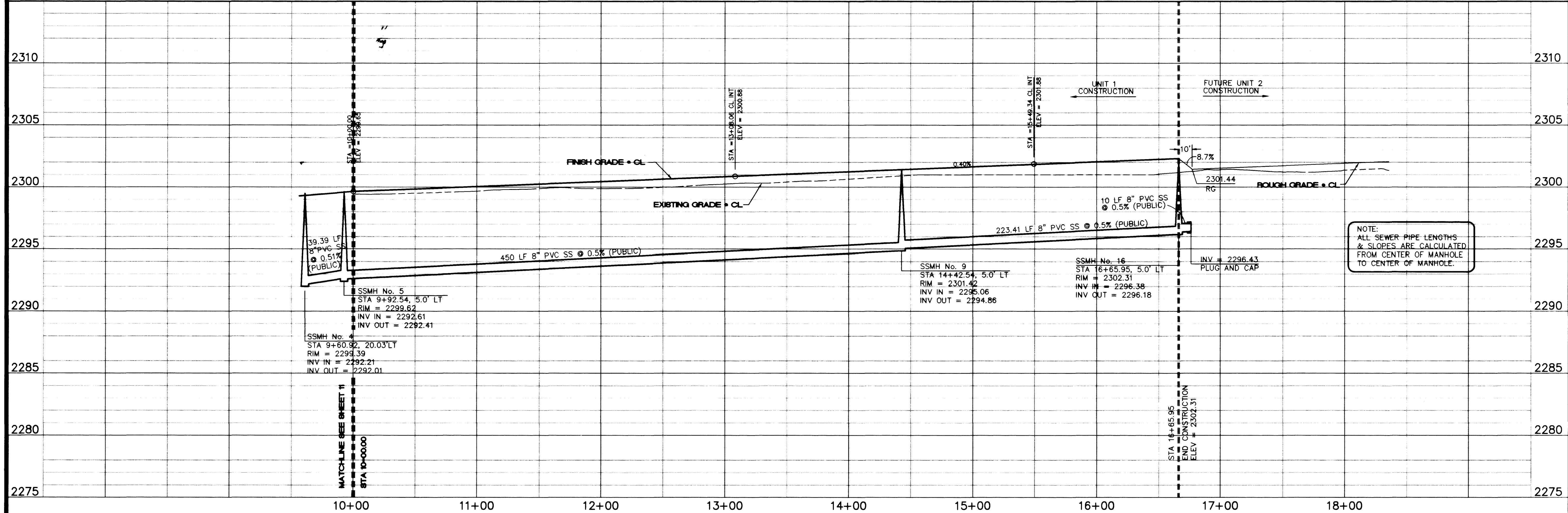
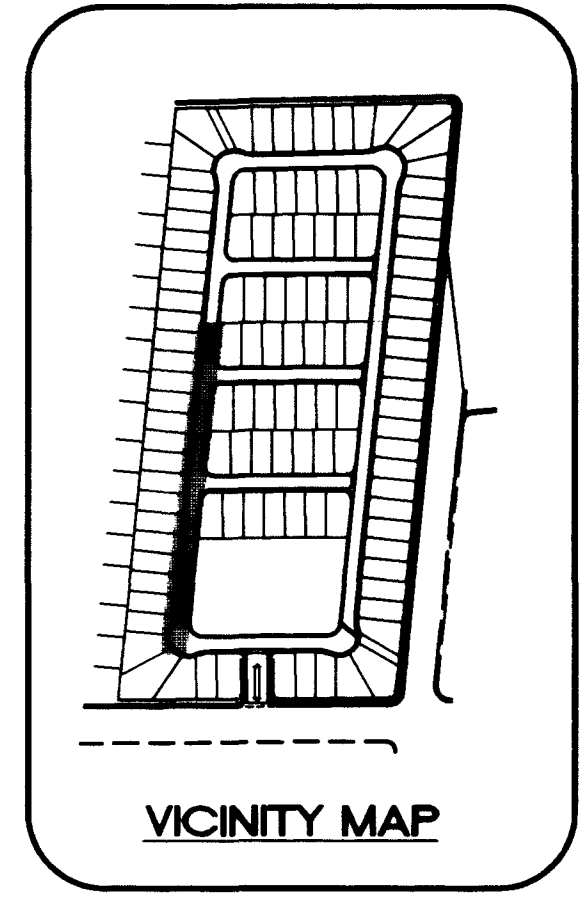
BASIS OF BEARING
NORTH 88°46'05" EAST BEING THE CENTERLINE OF AZURE DRIVE AS SHOWN ON RECORDS OF SURVEY FILE 52 PAGE 70 AND FILE 90 PAGE 44 IN THE OFFICE OF THE COUNTY RECORDER, CLARK COUNTY NEVADA.

BENCHMARK
CITY OF LAS VEGAS BENCHMARK #23 1LV9025N4 BEING AN ALCAP ON REBAR AT THE CENTERLINE INTERSECTION OF CENTENNIAL PKWY. AND BRADLEY ROAD.
NAVD88 ELEVATION: 2302.77' = 701.8865 METERS

CRYSTAL TALON ST.
(PRIVATE STREET W/ PUE, PUBLIC SEWER EASEMENT, PUBLIC DRAINAGE EASEMENT TO BE PRIVATELY MAINTAINED)
(MAINTAINED BY H.O.A.)

BACK OF CURB CURVE DATA

CURVE	DELTA	RADIUS	LENGTH	TANGENT
C7	21°33'15"	100.00	37.62	19.03
C8	20°10'37"	100.00	35.22	17.79
C9	95°54'51"	20.00	33.48	22.18
C10	84°05'09"	20.00	29.35	18.04
C11	95°54'51"	20.00	33.48	22.18
C12	84°05'09"	20.00	29.35	18.04
C13	95°54'51"	30.00	50.22	33.27
C14	139°01'22"	43.00	104.34	115.08



Pulte Homes
An American Favorite

Carter Burgess
2865 East Sunset Road, Suite 105
Las Vegas, NV 89120
Consultants in Planning, Engineering, Architecture, and Related Services
(702) 798-1007 Fax (702) 798-7056

PULTE HOMES EAGLE CREEK ESTATES NORTH UNIT 1

SCALE: 1" = 40'

107Y-4571-1

