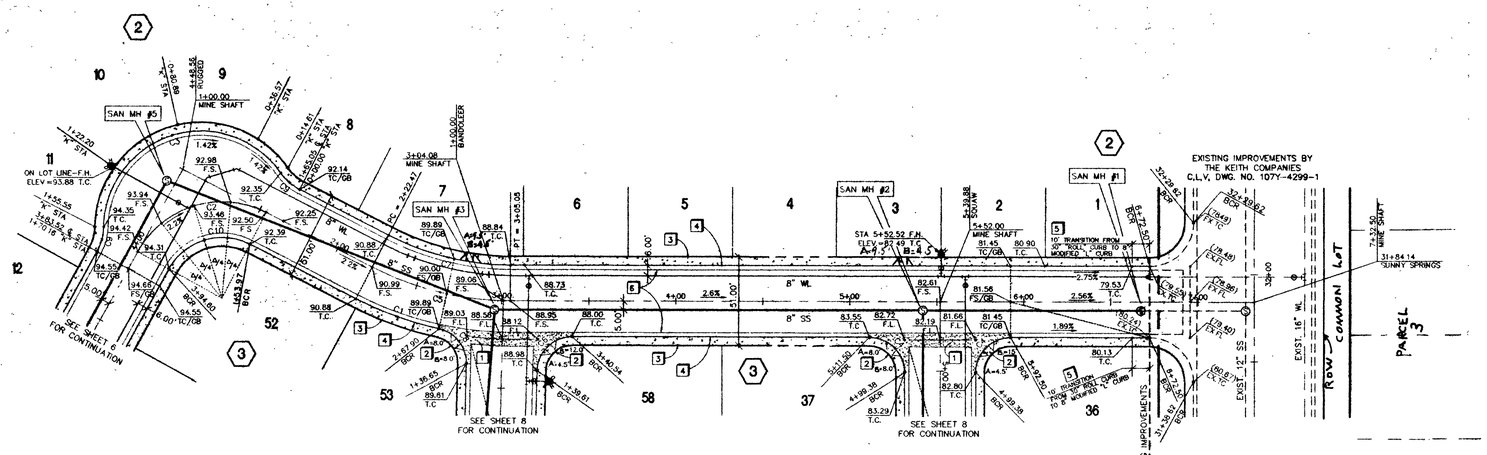

MINE SHAFT ST. - PLAN VIEW

HORIZONTAL SCALE: 1" = 40'

GRAPHIC SCALE

(IN FEET)
1 inch = 40 ft.

CONSTRUCTION NOTES

1. CONSTRUCT 8' CONCRETE CROSS GUTTER PER CLARK COUNTY AREA STANDARD DWG. NO. 228.
2. CONSTRUCT SIDEWALK RAMP (CASE I) PER CLARK COUNTY AREA STANDARD DWG. NO. 235. (TRANSITION LENGTHS A & B SHOWN ON PLAN)
3. CONSTRUCT 5' WIDE CONCRETE SIDEWALK, 5" THICK, PER CLARK COUNTY STANDARD DWG. NO. 234 AND STANDARD DWG. NO. 217A.
4. CONSTRUCT 30" "ROLL" TYPE CURB & GUTTER PER CLARK COUNTY AREA STANDARD DWG. NO. 217A.
5. CONSTRUCT 10' TRANSITION FROM 30" "ROLL" TYPE CURB TO EXISTING 8" MODIFIED "L" TYPE CURB.
6. 2" A.C. PAVEMENT ABOVE 6" TYPE I OR II, ABOVE 4" TYPE II AGGREGATE BASE

BACK OF CURB/℄ CURVE DATA

No.	RADIUS	DELTA	LENGTH	TANGENT
C1	195.00'	14°55'07"	50.77'	25.53'
C2	55.50'	88°23'29"	85.62'	53.96'
C3	56.00'	144°12'08"	140.94'	173.39'
C4	20.00'	90°00'00"	31.42'	20.00'
C5	174.50'	27°07'00"	82.59'	42.08'
C6	20.00'	88°39'35"	30.95'	19.54'
C7	154.00'	27°07'00"	72.88'	37.14'
C8	20.00'	79°08'32"	27.63'	16.53'
C9	30.00'	27°54'20"	14.61'	7.45'
C10	35.00'	88°23'29"	54.00'	34.03'

NOTE:
"IF WATER MAIN CROSSING CANNOT BE 18" ABOVE / SANITARY SEWER/STORM DRAIN, THE SANITARY SEWER/ STORM DRAIN SHALL BE EITHER WELDED STEEL, CONCRETE ENCASED OR BUILT OF WATER QUALITY PIPE MATERIAL TO 10' EITHER SIDE OF WATER MAIN CROSSING.

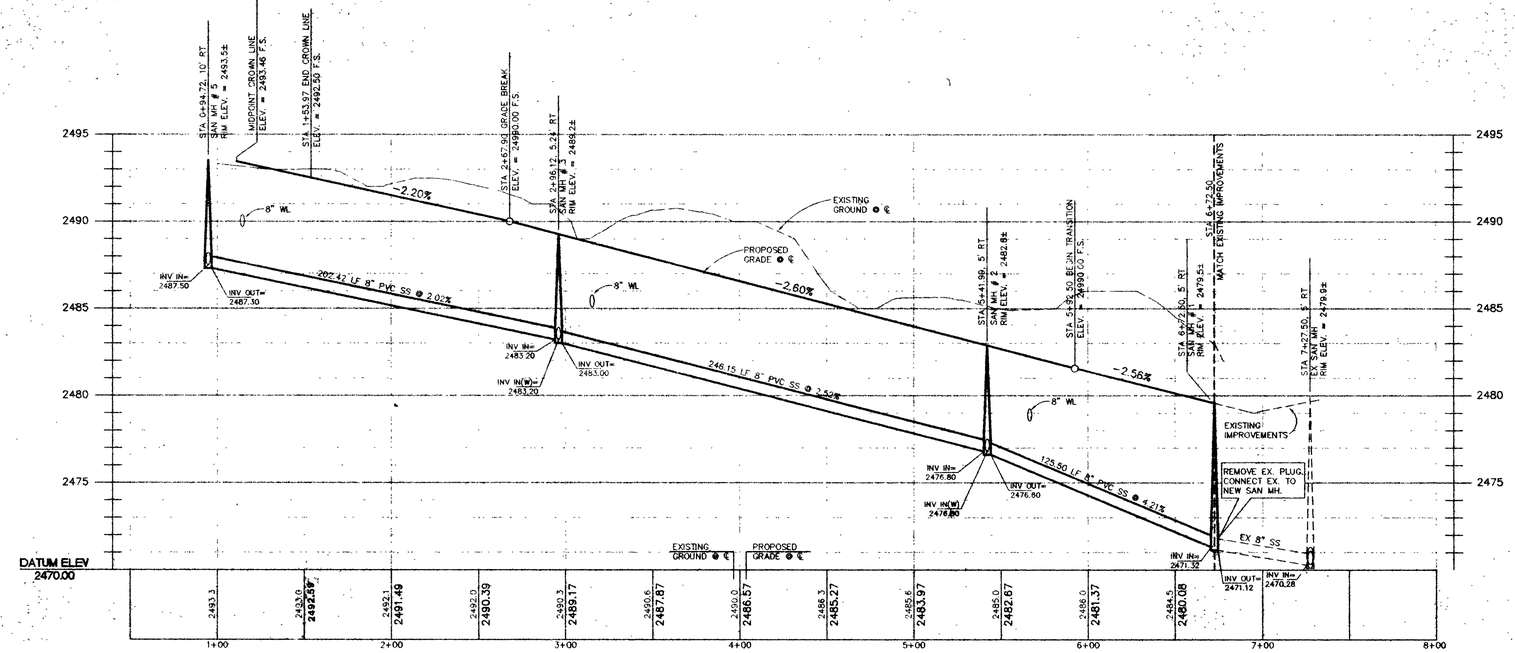

MINE SHAFT ST. - PROFILE

HORIZONTAL SCALE: 1" = 40'
VERTICAL SCALE: 1" = 4'

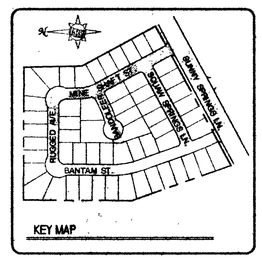

Avoid cutting underground utility lines. It's costly.
Call before you Dig
1-800-227-2600

PROFESSIONAL ENGINEER-STATE OF NEVADA
MICHAEL D. SCOTT
CIVIL
No. 10896
11/1/95
ENGINEER'S SEAL

No.	REVISIONS	Date	Init.	Appr.	Date

POST, BUCKLEY, SCHUH & JERNIGAN
901 N. Green Valley Parkway, Suite 100, Henderson, Nevada 89014
Tel: 702/735-7272 Fax: 702/735-7200
ENGINEERING · PLANNING · SURVEYING · CONSTRUCTION SERVICES

ELKHORN SPRINGS

PARCEL 6
ELKHORN SPRINGS
MINE SHAFT STREET
PLAN and PROFILE

Scale	1" = 40'
File No.	6436MP
Drawn by	RMA/EEM
Checked by	WILLY
Date	NOV 3 1995
Job Number	5848
Sheet Number	5 OF 8

PLOT DATE
DRAWING 848-05

48-05 P.B.S. & J. RIDX

107Y-4299-6

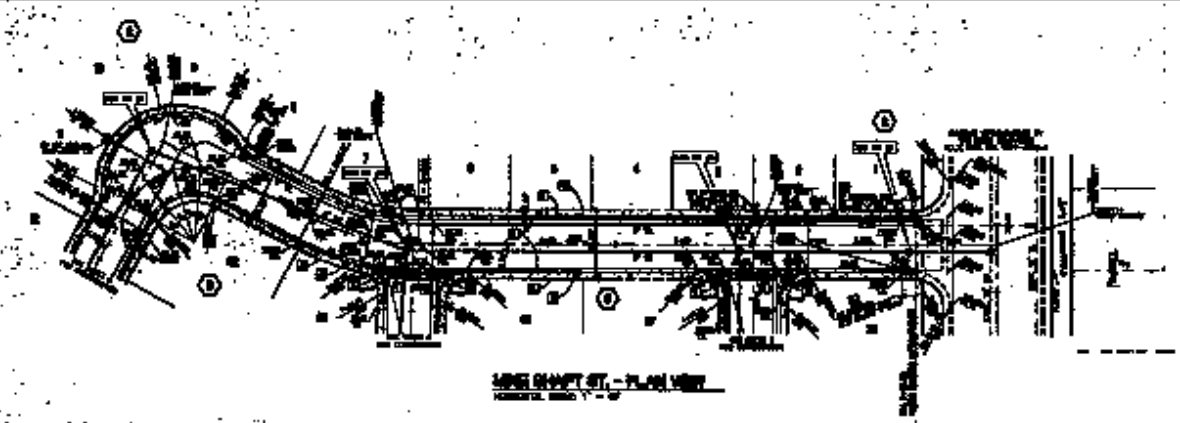

CONSTRUCTION NOTES

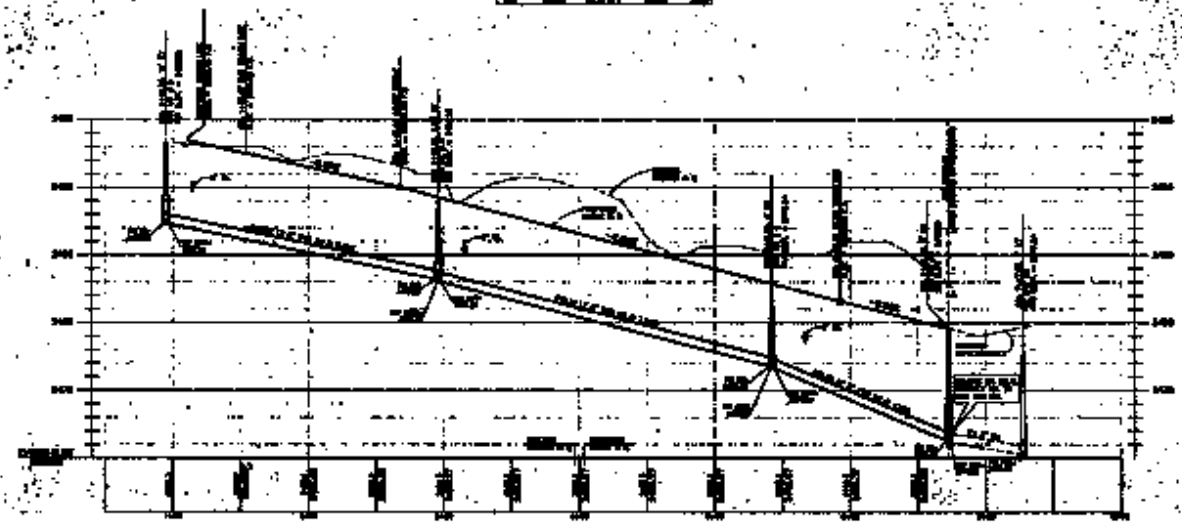

107Y-4429-6