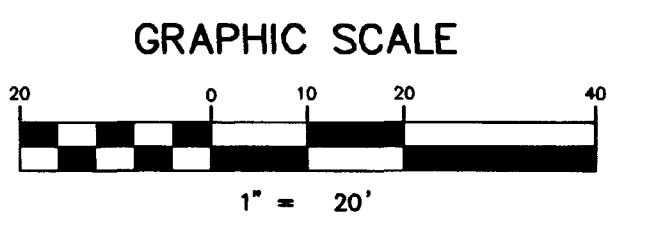




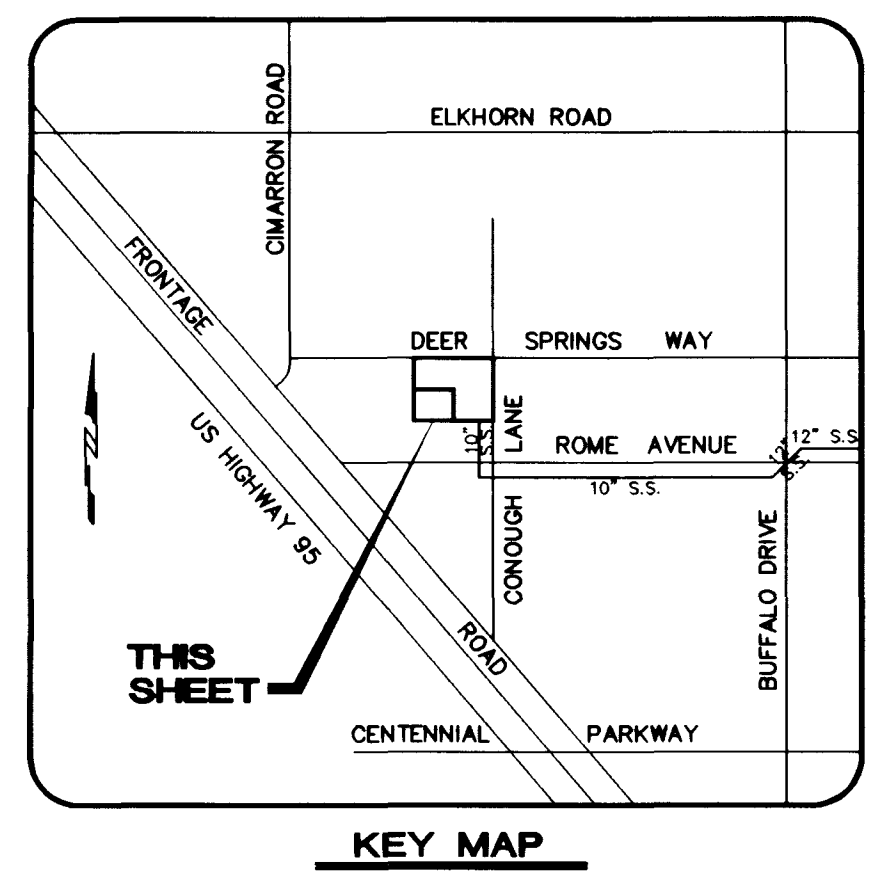
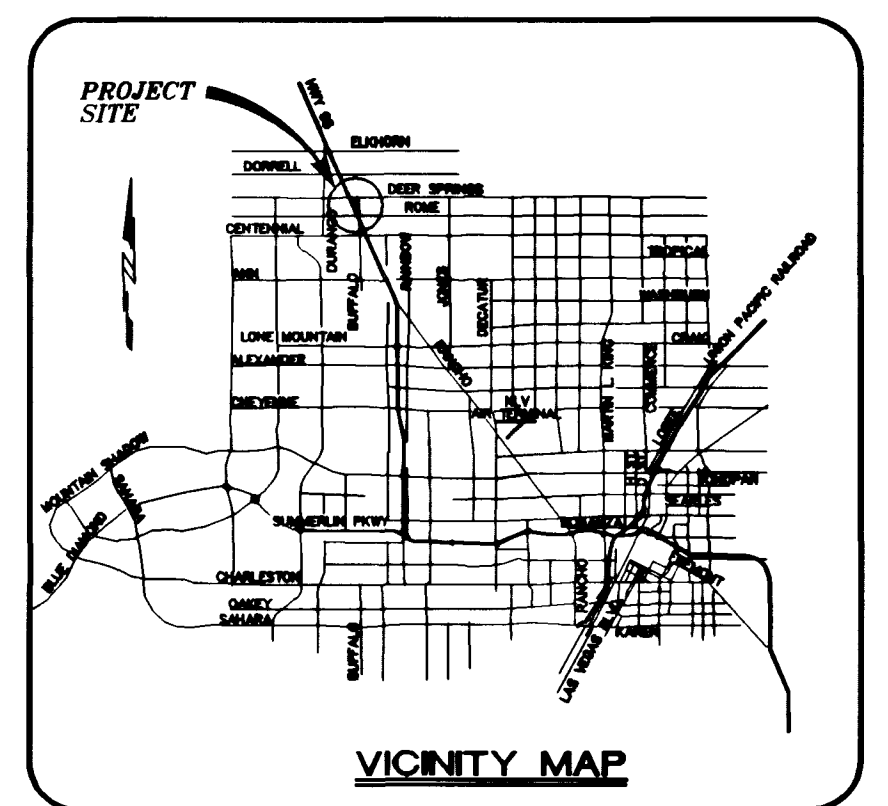
- NOTES :**
1. ALL CLEANOUTS LOCATED IN PAVED AREAS WILL BE PROVIDED WITH VALVE BOXES, TRAFFIC BEARING LIDS AND CONCRETE COLLARS.
 2. FOR SEWER CONTRIBUTIONS SEE SHEET C5

CURB TO BE PAINTED RED
"NO PARKING - FIRE LANE"
(TYPICAL)



SEWER CONNECTION NOTE

A SEGMENT OF THE DOWNSTREAM SEWER SYSTEM THAT WILL SERVE THIS PROJECT HAS NOT BEEN COMPLETED AND/OR ACCEPTED FOR MAINTENANCE BY THE CITY OF LAS VEGAS. ANY WORK DONE ON THIS PROJECT PRIOR TO THE COMPLETION AND/OR ACCEPTANCE OF THE DOWNSTREAM SEWER SYSTEM(S) SHALL BE DONE AT THE DEVELOPER'S OWN RISK. THE CITY OF LAS VEGAS RESERVES THE RIGHT TO PREVENT THE PHYSICAL CONNECTION OF THIS PROJECT INTO THE DOWNSTREAM SEWER SYSTEM UNTIL ALL SEGMENTS HAVE BEEN ACCEPTED FOR MAINTENANCE, OR UNTIL SUCH TIME AS THEY HAVE BEEN DEEMED AVAILABLE FOR SERVICE.



PROJECT BENCHMARK

TBM 1169 3" BRASS CAP USC & GS 50' EAST OF US 95 & 200' ± SOUTH OF CENTENNIAL ON 88 DATUM METER 734.5745=2410.02 FEET
TBM # 1LV928NNE6

BASIS OF BEARINGS

THE BASIS OF BEARINGS FOR THIS PROJECT IS GRID NORTH, AS DEFINED BY THE NEVADA COORDINATE SYSTEM OF 1983 (NCS83), EAST ZONE, (2701), AS DETERMINED BY NORTH LAS VEGAS HARN CONTROL POINTS 700, 704, 714, AS SHOWN ON A RECORD OF SURVEY ON FILE IN THE CLARK COUNTY, NEVADA, RECORDER'S OFFICE IN FILE 82 OF SURVEYS, AT PAGE 52.

Avoid cutting underground utility lines. If's costly.

Avoid overhead power line contact.

Call before you Dig
1-800-227-2800

Call before you OVERHEAD
1-702-593-6111

NOTE: CONTRACTOR SHALL VERIFY HORIZONTAL AND VERTICAL LOCATION OF EXISTING UTILITIES AND NOTIFY THE DESIGN ENGINEER IMMEDIATELY OF ANY DISCREPANCIES PRIOR TO CONSTRUCTION.

STREET LIGHT NOTE

ALL STREET LIGHTING INSTALLATION EXCEPT AS NOTED ON THE STREET LIGHTING PLANS SHALL CONFORM TO THE IMPROVEMENT STANDARDS, DEPARTMENT OF PUBLIC WORKS, CLARK COUNTY, NEVADA, AND THE UNIFORM STANDARD SPECIFICATIONS FOR PUBLIC WORKS CONSTRUCTION, OFF-SITE IMPROVEMENTS, CLARK COUNTY AREA, NEVADA.

ALL POLES TO BE GALVANIZED. ALL HAND HOLE COVERS MUST BE INSTALLED, POLE CAPS POURED AND ALL PULL BOX LIDS BOLTED DOWN PRIOR TO ENERGIZING CIRCUIT. ALL WIRE MUST HAVE THE INSULATION.

LAS VEGAS VALLEY WATER DISTRICT DATE

[Signature] 6/30/99
CITY OF LAS VEGAS FIRE DEPT. DATE

BIG SKY DEVELOPMENT		2727 SOUTH RAINBOW BOULEVARD LAS VEGAS, NEVADA 89102-5148 PH. (702) 873-7550 FAX (702) 362-2597	
3320 N. BUFFALO DRIVE LAS VEGAS, NEVADA 89129 (702) 396-2080			
MASTER UTILITY PLAN		DEER SPRINGS APARTMENTS	
DRAWN BY: db	MARCH 1999	CHECKED BY: TEH	MARCH 1999
DESIGNED BY: db	MARCH 1999	PROJECT NO.:	5522
SHEET		TITLE	
MARCH 1999		MARCH 1999	
SCALE: 1"=20' HORIZ.		N/A VERT.	
SEAL		SEAL	
LAS VEGAS VALLEY WATER DISTRICT		DATE	
SHEET		DATE	
7 OF 17 SHEETS		DATE	
DRAWING NO.		DATE	
107-V3108		DATE	

