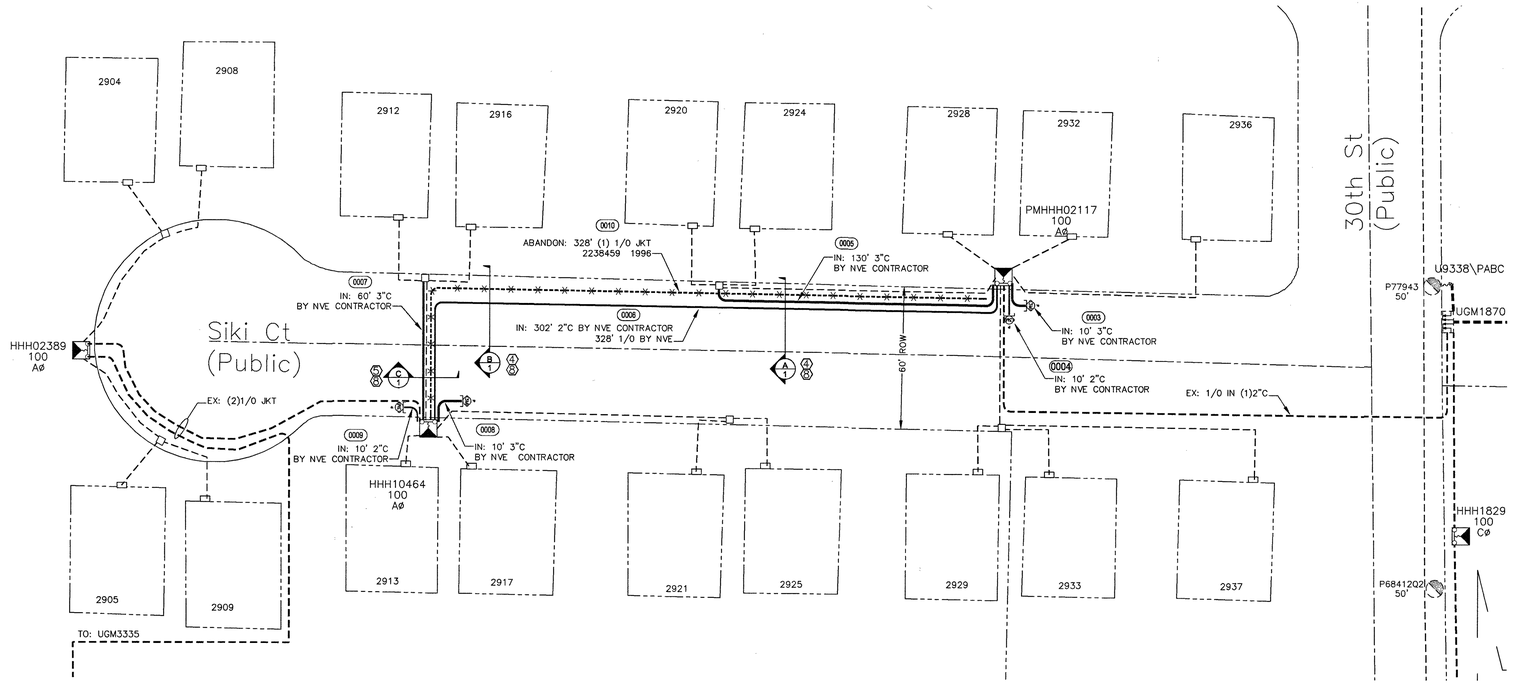

T,R,S: 2061-36

APN: 139-36-112-065

GENERAL NOTES:

ANY NOTES LOCATED IN DRAWING AREA TAKE PRECEDENCE OVER STANDARD NOTES.

ALL WORK SHALL BE ACCOMPLISHED IN STRICT ACCORDANCE WITH THE SPECIFICATIONS SET FORTH IN THE ELECTRIC SERVICE REQUIREMENTS HANDBOOK, AS CURRENTLY ADOPTED BY NVE. THE CONTRACTOR SHALL SECURE COPIES OF THE AFOREMENTIONED CONSTRUCTION SPECIFICATIONS ON HIS OR HER OWN BEHALF.

REFER TO A CURRENT NV ENERGY ELECTRIC SERVICE REQUIREMENTS HANDBOOK FOR FURTHER CLARIFICATION OF NVE STANDARDS.

THE CONTRACTOR SHALL INFORM THE INSPECTOR AT LEAST 48 HOURS BEFORE COMMENCING ANY ITEM OF CONSTRUCTION OR INSTALLATION OF MATERIAL TO ENABLE PROPER INSPECTION OF MATERIALS AND WORKMANSHIP. MAIN TRENCH WIRE PULLS TO BE SCHEDULED 72 HOURS IN ADVANCE OF INSTALLATION. CONTRACTOR'S PROJECT WILL NOT BE SCHEDULED UNTIL FINAL APPROVAL FROM NVE UNDERGROUND & ELECTRICAL INSPECTORS.

SYMBOLS ARE NOT TO SCALE AND DO NOT NECESSARILY REPRESENT ACTUAL LOCATIONS OF FACILITIES.

THIS DRAWING ILLUSTRATES DATA COLLECTED FROM VARIOUS SOURCES AND MAY NOT REPRESENT A SURVEY OF THE PREMISES.

APPLICANT SHALL FIELD DETERMINE POSITION AND DEPTH OF EXISTING UTILITY EQUIPMENT PRIOR TO COMMENCING CONSTRUCTION.

USE CAUTION PRIOR TO EXCAVATION. CHECK TO ENSURE ADDITIONAL DEPTH IS NOT REQUIRED TO ACCOMMODATE GAS AND/OR WATER FACILITIES AND DRAINAGE CHANNELS.

CALL NV ENERGY UNDERGROUND INSPECTORS 48 HOURS PRIOR TO START OF CONSTRUCTION FOR TRENCH INSPECTION BEFORE COVERING TRENCH.

ALL NVE CABLE TO BE INSTALLED BEHIND CURB, UNLESS OTHERWISE STATED.

CONTRACTOR IS RESPONSIBLE FOR STAKING OF PROPERTY CORNERS & ELEVATIONS.

ALL HANDHOLES AND PULLBOXES SHALL BE INSTALLED TO FINISHED GRADE OR 6" ABOVE IF GRADE IS NOT ESTABLISHED.

WHEN INSTALLING CONDUIT IN FIELD, USE APPROPRIATE BENDS TO COMPLETE THE INSTALLATION.

DEFLECTION OF CONDUIT BENDS AND CONDUIT NOT TO EXCEED NVE STANDARDS.

EXISTING CONDUIT INSTALLED BY PREVIOUS CONTRACTOR / DEVELOPER. NVE DOES NOT GUARANTEE LOCATION, LENGTH, OR ACCESSIBILITY OF STUB OUT. IF UTILIZING ANY PORTION OF EXISTING CONDUIT, IT MUST BE MANDRELLED PRIOR TO FINAL RELEASE.

PREVIOUSLY MANDRELLED CONDUIT WHICH HAS BEEN IN THE GROUND FOR OVER 6 MONTHS MUST BE RE-MANDRELLED PRIOR TO FINAL RELEASE.

NO COVERED PARKING IN FRONT OF EQUIPMENT.

ALL CONSTRUCTION AND MATERIALS SHALL BE IN ACCORDANCE WITH THE "UNIFORM STANDARD SPECIFICATIONS FOR PUBLIC WORKS CONSTRUCTION OFF-SITE IMPROVEMENTS, CLARK COUNTY AREA NEVADA", LATEST ISSUE; THE "UNIFORM STANDARD DRAWINGS FOR PUBLIC WORKS CONSTRUCTION, CLARK COUNTY AREA NEVADA", LATEST ISSUE; AND OTHER APPLICABLE APPROVED STANDARDS ISSUED BY THE CONTROLLING AGENCY; ALL LOCAL CITY CODES AND ORDINANCES APPLICABLE.

RETRENCH

EXIST.	NEW	NVE WORK AND SERVICES TO CONSIST OF:
— —	——	1/0 TRIPLEX, 15 KV AL PRIMARY CABLE IN 4" PLASTIC CONDUIT.
— —	——	1/0, 15 KV AL PRIMARY CABLE IN 2" PLASTIC CONDUIT.
	——	INSTALL NEW CABLE IN EXISTING VACANT CONDUIT.
EX.500	500	500 MCM TRIPLEX SECONDARY CABLE IN 4" PLASTIC CONDUIT (CONDUIT BY CONTRACTOR).
EX.350	350	350 MCM TRIPLEX SECONDARY CABLE, CABLE IN CONDUIT.
EX.4/0	4/0	4/0 AWG TRIPLEX SECONDARY CABLE, CABLE IN CONDUIT.
EX.2/0	2/0	2/0 AWG TRIPLEX SECONDARY CABLE, CABLE IN CONDUIT.
		CONDUIT LOCATING DEVICE 18" ABOVE STUBOUT.
		TERMINATION OF ALL MODULES, MAKES, SPLICES AND FINAL CONNECTIONS.
		NVE TO PROVIDE 6" TO (3)2" REDUCERS.
		NVE TO PROVIDE 4" TO (1)2" REDUCERS.
		NVE TO COIL PRIMARY CABLE IN PULLBOX FOR FUTURE SPLICES, WHERE APPLICABLE.
		NVE TO CUT EXISTING CONDUIT AND TERMINATE PRIMARY CABLES ON THE LOAD BREAK MODULE, WHERE APPLICABLE.

EXIST.	NEW	CONTRACTOR TO FURNISH AND INSTALL:
		ALL TRENCHING & BACKFILL, MEETING APPLICABLE NVE STANDARD (RT-7, RT-8, OR RT-12).
— —	——	3" PLASTIC CONDUIT, PER NVE U.G. STD. RC-1 AND RC-2.
		3" PLASTIC CONDUIT BENDS (90°, 45°) WITH 36" MIN. RADIUS. (IF CONDUIT LENGTH IS UNDER 100')
		3" RGS BENDS (90°, 45°) WITH 36" MINIMUM RADIUS, TAPED OR PVC COATED. (IF CONDUIT LENGTH IS OVER 100')
		IF THE CUSTOMER CHOOSES TO INSTALL A STREET CROSSING, NVE REQUIRES A 4" CONDUIT PER SECONDARY CABLE, AND A 2" CONDUIT PER 1/0 CABLE.
— —	——	2" DB120 PLASTIC CONDUIT (INCLUDING SWEEPS OR RISERS FOR HANDHOLES, TRANSFORMERS, PULLBOXES, ETC.).
		2" SCH.40 PLASTIC CONDUIT BENDS (90°, 45°) WITH 48" MINIMUM RADIUS (IF CONDUIT LENGTH IS UNDER 500').
		2" FIBERGLASS CONDUIT BENDS (90°, 45°) WITH 36" MINIMUM RADIUS (IF CONDUIT LENGTH IS OVER 500').
		COUPLING FOR 2", 4", OR 6" CONDUITS (AS APPLICABLE).
		ALL SERVICE CONDUIT – 2" MINIMUM DB60 PVC GRAY (RISER: RGS REQUIRED) WITH 5/32" POLYPROPYLENE PULL LINE WITH A MIN. BREAKING STRENGTH OF 1250 lbs.

NOTE: PRIOR TO THE START OF TRENCHING CALL ALI MOHAMED AT 702-912-9409 OR RICK BEAN AT 702-378-1377 TO ARRANGE A FIELD MEETING.

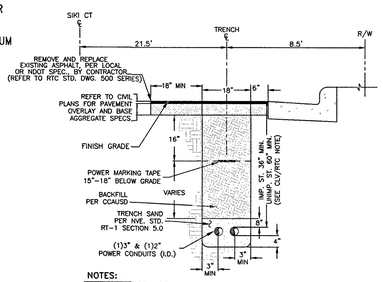

NOTES:

CLV REQUIREMENTS (APPLICABLE WITHIN CITY OF LAS VEGAS LIMITS ONLY):
IMPROVED AREA (IMP. ST.): (LOCATION OF TRENCH)
AREA WILL BE CONSIDERED IMPROVED IF IT MEETS ONE OR MORE OF THE FOLLOWING CRITERIA(S).
- EXISTING PERMANENT PAVEMENT WITH CURB & GUTTER AND/OR ADJACENT PERMANENT SIDEWALK.
- WITHIN AN IMPROVED TRAIL AREA.
- LIMITS OF CONSTRUCTION INSTALLED CONCURRENT WITH A PRIVATE OR PUBLIC PROJECT.

UNIMPROVED AREA (UNIMP. ST.): (LOCATION OF TRENCH)
ANY OTHER SCENARIO THAT FAILS TO MEET THE IMPROVED AREA CRITERIA(S) WILL BE CONSIDERED AN UNIMPROVED AREA.

NVE REQUIREMENTS:
FOR ALL OTHER JURISDICTIONS REFER TO NVE STANDARDS.
BACKFILL REQUIREMENTS NVE. STD. RT-1.
TRENCH DEPTH REQUIREMENTS NVE. STD. RT-5.

TRENCH DETAIL
(1)3" & (1)2" POWER CONDUITS (I.D.)
SECTION " A "

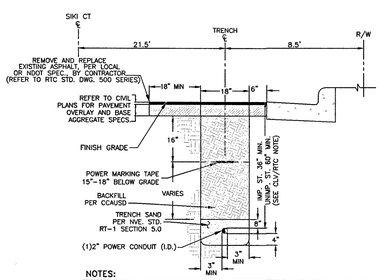

NOTES:

CLV REQUIREMENTS (APPLICABLE WITHIN CITY OF LAS VEGAS LIMITS ONLY):
IMPROVED AREA (IMP. ST.): (LOCATION OF TRENCH)
AREA WILL BE CONSIDERED IMPROVED IF IT MEETS ONE OR MORE OF THE FOLLOWING CRITERIA(S).
- EXISTING PERMANENT PAVEMENT WITH CURB & GUTTER AND/OR ADJACENT PERMANENT SIDEWALK.
- WITHIN AN IMPROVED TRAIL AREA.
- LIMITS OF CONSTRUCTION INSTALLED CONCURRENT WITH A PRIVATE OR PUBLIC PROJECT.

UNIMPROVED AREA (UNIMP. ST.): (LOCATION OF TRENCH)
ANY OTHER SCENARIO THAT FAILS TO MEET THE IMPROVED AREA CRITERIA(S) WILL BE CONSIDERED AN UNIMPROVED AREA.

NVE REQUIREMENTS:
FOR ALL OTHER JURISDICTIONS REFER TO NVE STANDARDS.
BACKFILL REQUIREMENTS NVE. STD. RT-1.
TRENCH DEPTH REQUIREMENTS NVE. STD. RT-5.

TRENCH DETAIL
1-2" CONDUIT
SECTION " B "

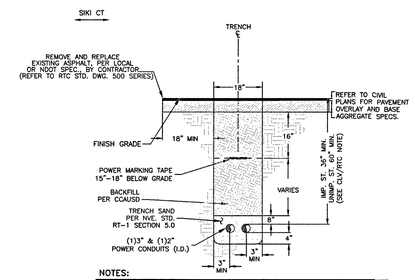

NOTES:

CLV REQUIREMENTS (APPLICABLE WITHIN CITY OF LAS VEGAS LIMITS ONLY):
IMPROVED AREA (IMP. ST.): (LOCATION OF TRENCH)
AREA WILL BE CONSIDERED IMPROVED IF IT MEETS ONE OR MORE OF THE FOLLOWING CRITERIA(S).
- EXISTING PERMANENT PAVEMENT WITH CURB & GUTTER AND/OR ADJACENT PERMANENT SIDEWALK.
- WITHIN AN IMPROVED TRAIL AREA.
- LIMITS OF CONSTRUCTION INSTALLED CONCURRENT WITH A PRIVATE OR PUBLIC PROJECT.

UNIMPROVED AREA (UNIMP. ST.): (LOCATION OF TRENCH)
ANY OTHER SCENARIO THAT FAILS TO MEET THE IMPROVED AREA CRITERIA(S) WILL BE CONSIDERED AN UNIMPROVED AREA.

NVE REQUIREMENTS:
FOR ALL OTHER JURISDICTIONS REFER TO NVE STANDARDS.
BACKFILL REQUIREMENTS NVE. STD. RT-1.
TRENCH DEPTH REQUIREMENTS NVE. STD. RT-5.

TRENCH DETAIL
(1)3" & (1)2" POWER CONDUITS (I.D.)
SECTION " C "

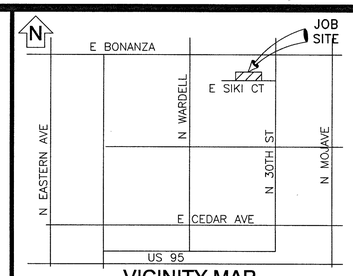

VICINITY MAP
(NOT TO SCALE)

EVERY EFFORT HAS BEEN MADE TO IDENTIFY ALL NVE FACILITIES. THE CUSTOMER SHALL CONFIRM THE EXISTENCE AND LOCATION OF THESE FACILITIES.

AVOID HITTING OVERHEAD POWER LINES. IT'S COSTLY.
CALL BEFORE YOU DO OVERHEAD
CALL 1-702-402-2929

Call before you Dig
Avoid cutting underground utility lines. It's costly.
CALL 811
OR
1-800-227-2600
AND CLARK COUNTY TRAFFIC OPERATIONS
1-702-455-6000

REVISIONS

NO.	DESCRIPTION	DATE	G.A.
△			
△			
△			
△			
△			
△			
△			
△			
△			
△			

MAINTENANCE

PURPOSE OF PROJECT
REPLACE A FAULTY 1/0 CABLE
BETWEEN HHH10464 & PMHHH02117

EXHIBIT 'A'

NVEnergy INFORMATION:
COORDINATOR: STAIT-GARDNER, IAN
PHONE: (702)402-6857
DESIGNER: SCHAFFER – TRC D.F. --
DCA: N/A
INSPECTOR: 402-3008
STAND BY: 402-4114,402-4117,402-4118,402-4450
DISTRICT: LAS VEGAS NORTH
JPA INFORMATION:
JPA ADMIN PHONE: N/A JPA#: N/A
CUSTOMER INFORMATION:
APPLICANT: NVE
ENGINEER: N/A
CONTACT: IAN STAIT-GARDNER (702)402-6857
APPROVAL DATE:
GOVERNMENT INFORMATION:
AGENCY: CITY OF LAS VEGAS
APPROVAL DATE:

FOR EACH SERVICE POINT (POINT OF DELIVERY), ENERGY FOR EACH TENANT SPACE WILL BE MEASURED THROUGH ONE WATTHOUR METER. ENERGY FOR ALL NON-TENANT SPACE WILL BE MEASURED THROUGH ONE WATTHOUR METER. CONTACT NVE METER OPERATIONS FOR MULTIPLE RATE CLASS INSTALLATIONS.

NVEnergy

PRI RETRENCH
2912 SIKI CT

PROJ. ID: 3000199423	SCALE: 1" = 30'
SHEET # 1 OF 1	DATE: 03/20/2019

!!!! CAUTION !!!!
ENERGIZED CABLES...
CALL BEFORE YOU DIG

MAINTENANCE PROJECTS REQUIRE THE USE OF SCHEDULE 40 FOR ALL 2", 3", & 4" CONDUIT. D.B. 60 IS REQUIRED FOR ALL 6"CONDUIT. IF COILABLE CONDUIT IS USED, IT MUST BE H.D.P.E. WITHOUT RE-GROUND MATERIALS.

RTC NOTES:

BACKFILL AND RIGHT OF WAY RESTORATION SHALL CONFORM TO CLARK COUNTY UNIFORM STANDARD DRAWINGS

(1)	500.1	0 TO 5 YEARS PAVEMENT RESTORATION LONGITUDINAL CUT
(2)	500.2	0 TO 5 YEARS PAVEMENT RESTORATION TRANSVERSE CUT
(3)	500.3	OVER 5 YEARS PAVEMENT RESTORATION LONGITUDINAL CUT. GREATER THAN 60' R.O.W
(4)	500.4	OVER 5 YRS PAVEMENT RESTORATION LONGITUDINAL CUT. 60' R.O.W OR LESS
(5)	500.5	OVER 5 YRS PAVEMENT RESTORATION TRANSVERSE ALL R.O.W WIDTHS
(6)	501	TYPICAL UNDERGROUND UTILITY LOCATIONS IN RESIDENTIAL STREETS 60' OR LESS R.O.W.
(7)	501.1	TYPICAL UTILITY UNDERGROUND LOCATIONS IN STREETS WITH GREATER THAN 60' R.O.W.
(8)	503	METHOD B FOR RIGID AND FLEXIBLE PIPE TRENCH BACKFILL – PAVED AREAS
(9)	503.1	METHOD A FOR FLEXIBLE PIPE TRENCH BACKFILL – PAVED AREAS
(10)	503.2	METHOD A FOR RIGID PIPE TRENCH BACKFILL – PAVED AREAS
(11)	BACKFILL IN UNPAVED AREA AS REQUIRED BY LOCAL CODE OR AS APPROVED BY AGENCY.	
(12)	234	SIDEWALK

CONSTRUCTION/INSPECTION REQUIREMENTS
WORK MUST CONFORM TO NVE ELECTRIC SERVICE STANDARDS, AVAILABLE AT: www.nvenergy.com/business/newconstruction/newconstruction5/servicestandards.cfm

NVE INSPECTOR MUST BE PRESENT TO INSPECT TRENCHING (SCHEDULE AT LEAST 72 HOURS IN ADVANCE) AT EACH OF THE FOLLOWING STAGES:
1. BOTTOM SAND AND CONDUIT INSTALLED
2. TOP SAND INSTALLED
3. BACKFILL INSTALLED

CONDUIT MUST BE MANDRELLED PRIOR TO RELEASE (COORDINATE WITH INSPECTOR).

NVE STAND BY CREW IS REQUIRED WHEN WORKING AT AN ENERGIZED VAULT OR TRANSFORMER. CALL STAND BY NUMBER (SEE TITLE BLOCK) TO SCHEDULE.

NVE ELECTRICAL INSTALLATION WILL NOT BE SCHEDULED UNTIL AFTER THE NVE INSPECTOR HAS COMPLETED THE OFFICIAL RELEASE.

METER(S) WILL NOT BE SET UNTIL ALL OF THE FOLLOWING ARE COMPLETE:
- [INSTRUMENT-RATED ONLY] METERING EQUIPMENT HAS BEEN SUBMITTED TO NVE METERING ENGINEER AND APPROVED. (submitmeta_east@nvenergy.com)
- APPLICATION FOR METER SET HAS BEEN SUBMITTED TO NVE'S NEW DEVELOPMENT CENTER. FORM AVAILABLE AT: www.nvenergy.com/brochures_orch/new_construction/meter_set.pdf
- THE LOCAL BUILDING AUTHORITY HAS INSPECTED AND APPROVED THE METERING EQUIPMENT.
- METERING EQUIPMENT IS ACCESSIBLE AND CLEARLY IDENTIFIED WITH PERMANENT MARKINGS. ADDRESSES, SUITE NUMBERS, AND STREET SIGNS ARE POSTED IN PERMANENT LOCATIONS (SEE RPI-6).

TRACK PROJECT STATUS ONLINE WITH NVE'S DEVELOPER DASHBOARD: www.nvenergy.com/business/newconstruction/newconstruction5/developerdashboard.cfm

CITY OF LAS VEGAS
PERMIT REQUIRED*

CONTACT CLV LAND DEVELOPMENT (229-6371)
CLV CONSTRUCTION SERVICES MUST BE NOTIFIED 24 HOURS PRIOR TO COMMENCING CONSTRUCTION (229-6337)

HANSEN_____ DATE_____

*NVE INSPECTOR MUST BE NOTIFIED BY FAX 48 HOURS PRIOR TO COMMENCING CONSTRUCTION & WILL VERIFY CITY PERMIT FOR WORK DONE IN STREETS OR SIDEWALK.
FAX PERMIT TO:
LAS VEGAS NORTH (RYAN CENTER): 402-4354
LAS VEGAS SOUTH (BELTWAY CENTER): 402-6864

NOTE: ALL THE ABOVE GROUND UTILITY APPURTENANCES SHALL CONFORM TO THE REQUIREMENTS OF CLV UNIFIED DEVELOPMENT CODE TITLE 19.06 AND 19.08

APPROVED FOR CONSTRUCTION
THIS APPROVAL IS FOR WORK IN CLV R/W & EASEMENT ONLY. OBTAINING PERMISSIONS OR EASEMENTS FOR WORK SHOWN ON PRIVATE PROPERTY IS THE RESPONSIBILITY OF THE UTILITY.

APPROVAL L19-00124 10/1/9693-PWR 4 29 19 DATE

CIVIL LINETYPE LEGEND

	PROPOSED	EXISTING
CENTERLINE		
PROPERTY LINE/ROW		
CURB		
EDGE OF PAVEMENT		
EDGE OF SIDEWALK		
SEWER LINE *	8"S	8"S
WATER LINE *	8"W	8"W
GAS LINE *	2"G	2"G
TELEPHONE LINE *	TEL	TEL
CABLE TV LINE *	CATV	CATV
STORM DRAIN LINE *	12"SD	12"SD
FIRE HYDRANT		
STREET LIGHT		
STREET LIGHT SERVICE	SL	SL

* LINETYPES UTILIZED WHERE CONFLICT OCCURS WITH NVE FACILITIES.

Sharing of this drawing and the information contained herein shall be only to individuals/parties who have entered into an agreement with Applicant for the completion of work associated with this specific project. Use for purposes other than this specific project requires the written consent of NV Energy.

CN2

3/26/19

L19-00124