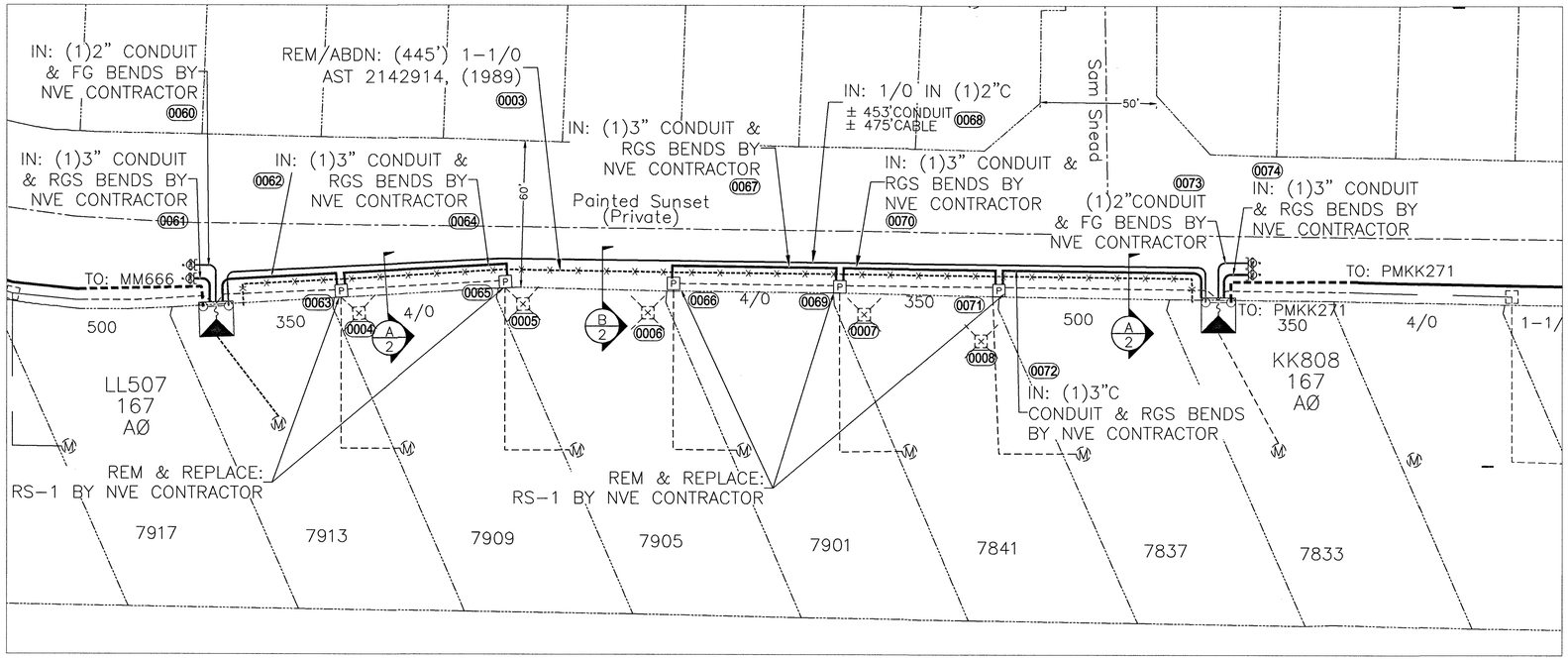

!!!! CAUTION !!!!
ENERGIZED CABLES...
CALL BEFORE YOU DIG

PURPOSE OF PROJECT
PRIMARY RETRENCH BETWEEN
LL507 & KK808

MAINTENANCE PROJECTS REQUIRE THE USE OF SCHEDULE 40 FOR ALL 2", 3", & 4" CONDUIT. D.B. 60 IS REQUIRED FOR ALL 6"CONDUIT. IF COILABLE CONDUIT IS USED, IT MUST BE H.D.P.E. WITHOUT RE-GROUND MATERIALS.

NOTE: PRIOR TO THE START OF TRENCHING CALL ALI MOHAMED AT 702-912-9409 OR RICK BEAN AT 702-378-1377 TO ARRANGE A FIELD MEETING.

N

T,R,S: 1960-33
APN: 12533614003

RETRENCH

EXIST. NEW **NVE WORK AND SERVICES TO CONSIST OF:**

- 1/0 TRIPLEX, 15 KV AL PRIMARY CABLE IN 4" PLASTIC CONDUIT.
- 1/0, 15 KV AL PRIMARY CABLE IN 2" PLASTIC CONDUIT.
- INSTALL NEW CABLE IN EXISTING VACANT CONDUIT.
- EX.500 500 — 500 MCM TRIPLEX SECONDARY CABLE IN 4" PLASTIC CONDUIT (CONDUIT BY CONTRACTOR).
- EX.350 350 — 350 MCM TRIPLEX SECONDARY CABLE, CABLE IN CONDUIT.
- EX.4/0 4/0 — 4/0 AWG TRIPLEX SECONDARY CABLE, CABLE IN CONDUIT.
- EX.2/0 2/0 — 2/0 AWG TRIPLEX SECONDARY CABLE, CABLE IN CONDUIT.
- CONDUIT LOCATING DEVICE 18" ABOVE STUBOUT.
- SINGLE PHASE PRIMARY POLE RISER PER NVE U.G. STD. OEP-105.
- THREE PHASE PRIMARY POLE RISER PER NVE U.G. STD. OEP-106.
- SECONDARY RISER PER NVE U.G. STD. SSP-2.
- SINGLE PHASE RESIDENTIAL PADMOUNTED TRANSFORMER WITH SIZE AS NOTED, 7200-120/240V, PER NVE U.G. STD. UT-113.
- (2) SINGLE PHASE RESIDENTIAL COMMERCIAL TRANSFORMERS WITH SIZE AS NOTED, 7200-120/240V, CONNECT OPEN WYE-OPEN DELTA FOR THREE PHASE 120-240V SERVICE, PER NVE U.G. STD. UT-115, WHERE APPLICABLE.
- TERMINATION OF ALL MODULES, MAKES, SPLICES AND FINAL CONNECTIONS.
- NVE TO PROVIDE 6" TO (3)2" REDUCERS.
- NVE TO PROVIDE 4" TO (1)2" REDUCERS.
- NVE TO COIL PRIMARY CABLE IN PULLBOX FOR FUTURE SPLICES, WHERE APPLICABLE.
- NVE TO CUT EXISTING CONDUIT AND TERMINATE PRIMARY CABLES ON THE LOAD BREAK MODULE, WHERE APPLICABLE.
- 100 FEET OUTSIDE RESIDENTIAL DEVELOPMENT MARKER. DCA TO PAY CONDUIT AND RISER COSTS INSIDE OF MARKER. CUSTOMER RESPONSIBLE FOR COSTS OUTSIDE MARKER.

CUSTOMER RESPONSIBILITY | DCA RESPONSIBILITY

EXIST. NEW **CONTRACTOR TO FURNISH AND INSTALL:**

ALL TRENCHING & BACKFILL, MEETING APPLICABLE NVE STANDARD (RT-7, RT-8, OR RT-12).

- 3" PLASTIC CONDUIT, PER NVE U.G. STD. RC-1 AND RC-2.
- 3" PLASTIC CONDUIT BENDS (90°, 45°) WITH 36" MIN. RADIUS. (IF CONDUIT LENGTH IS UNDER 100')
- 3" RGS BENDS (90°, 45°) WITH 36" MINIMUM RADIUS, TAPED OR PVC COATED. (IF CONDUIT LENGTH IS OVER 100')
- IF THE CUSTOMER CHOOSES TO INSTALL A STREET CROSSING, NVE REQUIRES A 4" CONDUIT PER SECONDARY CABLE, AND A 2" CONDUIT PER 1/0 CABLE.
- 2" DB120 PLASTIC CONDUIT (INCLUDING SWEEPS OR RISERS FOR HANDHOLES, TRANSFORMERS, PULLBOXES, ETC.).
- 2" SCH.40 PLASTIC CONDUIT BENDS (90°, 45°) WITH 48" MINIMUM RADIUS (IF CONDUIT LENGTH IS UNDER 500').
- 2" FIBERGLASS CONDUIT BENDS (90°, 45°) WITH 36" MINIMUM RADIUS (IF CONDUIT LENGTH IS OVER 500').
- COUPLING FOR 2", 4", OR 6" CONDUITS (AS APPLICABLE).
- ALL SERVICE CONDUIT - 2" MINIMUM DB60 PVC GRAY (RISER: RGS REQUIRED) WITH 5/32" POLYPROPYLENE PULL LINE WITH A MIN. BREAKING STRENGTH OF 1250 lbs.
- 17" X 30" HANDHOLE, PER NVE U.G. STD. RS-1 (WITH 8" COLLAR WHERE APPLICABLE).
- 2'-6" X 4' X 4' SPLICE PULLBOX PER NVE U.G. STD. RS-80.
- 3' X 7' X 4' PULLBOX PER NVE U.G. STD. RS-82.
- PAD FOR (1) SINGLE PHASE RESIDENTIAL TRANSFORMER, PER NVE U.G. STD. RS-13 AND RS-5.
- PAD FOR (2) SINGLE PHASE RESIDENTIAL TRANSFORMERS, PER NVE U.G. STD. RS-14 AND RS-5.
- PAD FOR (1) SINGLE PHASE COMMERCIAL TRANSFORMER, PER NVE U.G. STD. RS-19 AND RS-5.
- VEHICLE PROTECTIVE BARRIERS PER NVE U.G. STD. RS-6, WHERE APPLICABLE.

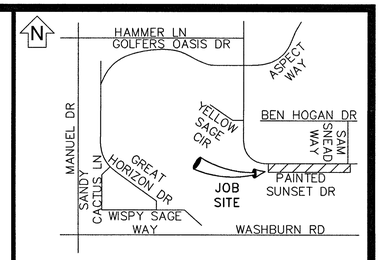

VICINITY MAP

(NOT TO SCALE)

EVERY EFFORT HAS BEEN MADE TO IDENTIFY ALL NVE FACILITIES. THE CUSTOMER SHALL CONFIRM THE EXISTENCE AND LOCATION OF THESE FACILITIES.

AVOID HITTING OVERHEAD POWER LINES. IT'S COSTLY.
CALL BEFORE YOU DO OVERHEAD
CALL 1-702-402-2929

Call before you Dig
Avoid cutting underground utility lines. It's costly.
CALL 811
OR
1-800-227-2600
AND CLARK COUNTY TRAFFIC OPERATIONS
1-702-455-6000

REVISIONS

NO.	DESCRIPTION	DATE	G.A.

MAINTENANCE

EXHIBIT 'A'

NVEnergy INFORMATION:
COORDINATOR: RON BILODEAU
PHONE: 702-402-6775
DESIGNER: DAVE SCHMITT D.F. --
DCA: N/A
INSPECTOR: 402-3008
STAND BY: 402-4114,402-4117,402-4118,402-4450
DISTRICT: LAS VEGAS NORTH
JPA INFORMATION:
JPA ADMIN PHONE: JPA#:
CUSTOMER INFORMATION:
APPLICANT: NVE
ENGINEER: N/A
CONTACT:
APPROVAL DATE:
GOVERNMENT INFORMATION:
AGENCY:
APPROVAL DATE:

FOR EACH SERVICE POINT (POINT OF DELIVERY), ENERGY FOR EACH TENANT SPACE WILL BE MEASURED THROUGH ONE WATTHOUR METER. ENERGY FOR ALL NON-TENANT SPACE WILL BE MEASURED THROUGH ONE WATTHOUR METER. CONTACT NVE METER OPERATIONS FOR MULTIPLE RATE CLASS INSTALLATIONS.

NVEnergy

CONSTRUCTION/INSPECTION REQUIREMENTS

WORK MUST CONFORM TO NVE ELECTRIC SERVICE STANDARDS, AVAILABLE AT: www.nvenergy.com/business/newconstruction/newconstruction5/servicestandards.cfm

NVE INSPECTOR MUST BE PRESENT TO INSPECT TRENCHING (SCHEDULE AT LEAST 72 HOURS IN ADVANCE) AT EACH OF THE FOLLOWING STAGES:
1. BOTTOM SAND AND CONDUIT INSTALLED
2. TOP SAND INSTALLED
3. BACKFILL INSTALLED

CONDUIT MUST BE MANDRELLED PRIOR TO RELEASE (COORDINATE WITH INSPECTOR).

NVE STAND BY CREW IS REQUIRED WHEN WORKING AT AN ENERGIZED VAULT OR TRANSFORMER. CALL STAND BY NUMBER (SEE TITLE BLOCK) TO SCHEDULE.

NVE ELECTRICAL INSTALLATION WILL NOT BE SCHEDULED UNTIL AFTER THE NVE INSPECTOR HAS COMPLETED THE OFFICIAL RELEASE.

METER(S) WILL NOT BE SET UNTIL ALL OF THE FOLLOWING ARE COMPLETE:
- [INSTRUMENT-RATED ONLY] METERING EQUIPMENT HAS BEEN SUBMITTED TO NVE METERING ENGINEER AND APPROVED. (submittals_westbasts@nvenergy.com)
- APPLICATION FOR METER SET HAS BEEN SUBMITTED TO NVE'S NEW DEVELOPMENT CENTER. FORM AVAILABLE AT: www.nvenergy.com/brochures_arch/new_construction/meter_set.pdf
- THE LOCAL BUILDING AUTHORITY HAS INSPECTED AND APPROVED THE METERING EQUIPMENT.
- METERING EQUIPMENT IS ACCESSIBLE AND CLEARLY IDENTIFIED WITH PERMANENT MARKINGS. ADDRESSES, SUITE NUMBERS, AND STREET SIGNS ARE POSTED IN PERMANENT LOCATIONS (SEE RPI-6).

TRACK PROJECT STATUS ONLINE WITH NVE'S DEVELOPER DASHBOARD: www.nvenergy.com/business/newconstruction/newconstruction5/developerdashboard.cfm

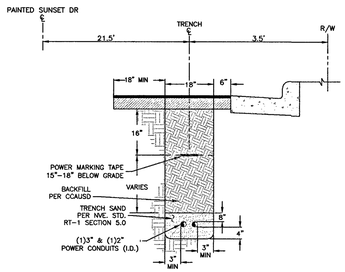

TRENCH DETAIL
(1)3" & (1)2" POWER CONDUITS (I.D.)
SECTION " A "

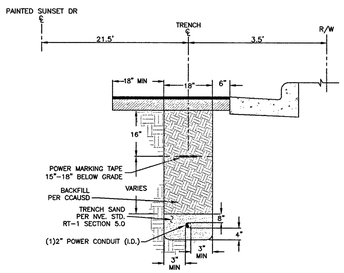

TRENCH DETAIL
1-2" CONDUIT
SECTION " B "

RTC NOTES:

BACKFILL AND RIGHT OF WAY RESTORATION SHALL CONFORM TO CLARK COUNTY UNIFORM STANDARD DRAWINGS

1	500.1	0 TO 5 YEARS PAVEMENT RESTORATION LONGITUDINAL CUT
2	500.2	0 TO 5 YEARS PAVEMENT RESTORATION TRANSVERSE CUT
3	500.3	OVER 5 YEARS PAVEMENT RESTORATION LONGITUDINAL CUT. GREATER THAN 60' R.O.W
4	500.4	OVER 5 YRS PAVEMENT RESTORATION LONGITUDINAL CUT. 60' R.O.W OR LESS
5	500.5	OVER 5 YRS PAVEMENT RESTORATION TRANSVERSE ALL R.O.W WIDTHS
6	501	TYPICAL UNDERGROUND UTILITY LOCATIONS IN RESIDENTIAL STREETS 60' OR LESS R.O.W.
7	501.1	TYPICAL UTILITY UNDERGROUND LOCATIONS IN STREETS WITH GREATER THAN 60' R.O.W.
8	503	METHOD B FOR RIGID AND FLEXIBLE PIPE TRENCH BACKFILL - PAVED AREAS
9	503.1	METHOD A FOR FLEXIBLE PIPE TRENCH BACKFILL - PAVED AREAS
10	503.2	METHOD A FOR RIGID PIPE TRENCH BACKFILL - PAVED AREAS
11	BACKFILL IN UNPAVED AREA AS REQUIRED BY LOCAL CODE OR AS APPROVED BY AGENCY.	
12	234	SIDEWALK

PRIVATE PROPERTY
NO PERMIT NEEDED

PRI RET -LA MADRE
7913 PAINTED SUNSET DR

PROJ. ID: 3002061346	SCALE: 1" = 30'
SHEET # 2 OF 25	DATE: 05/15/2018

am29752
1/5/2019 2:47 PM

Sharing of this drawing and the information contained herein shall be only to individuals/parties who have entered into an agreement with Applicant for the completion of work associated with this specific project. Use for purposes other than this specific project requires the written consent of NV Energy.

RETRENCH

EXIST.	NEW	NVE WORK AND SERVICES TO CONSIST OF:
— —	——	1/0 TRIPLEX, 15 KV AL PRIMARY CABLE IN 4" PLASTIC CONDUIT.
— —	——	1/0, 15 KV AL PRIMARY CABLE IN 2" PLASTIC CONDUIT.
	——	INSTALL NEW CABLE IN EXISTING VACANT CONDUIT.
EX.500	500	500 MCM TRIPLEX SECONDARY CABLE IN 4" PLASTIC CONDUIT (CONDUIT BY CONTRACTOR).
EX.350	350	350 MCM TRIPLEX SECONDARY CABLE, CABLE IN CONDUIT.
EX.4/0	4/0	4/0 AWG TRIPLEX SECONDARY CABLE, CABLE IN CONDUIT.
EX.2/0	2/0	2/0 AWG TRIPLEX SECONDARY CABLE, CABLE IN CONDUIT.
		CONDUIT LOCATING DEVICE 18" ABOVE STUBOUT.
		SINGLE PHASE PRIMARY POLE RISER PER NVE U.G. STD. OEP-105.
		THREE PHASE PRIMARY POLE RISER PER NVE U.G. STD. OEP-106.
		SECONDARY RISER PER NVE U.G. STD. SSP-2.
		SINGLE PHASE RESIDENTIAL PADMOUNTED TRANSFORMER WITH SIZE AS NOTED, 7200-120/240V, PER NVE U.G. STD. UT-113.
		(2) SINGLE PHASE RESIDENTIAL COMMERCIAL TRANSFORMERS WITH SIZE AS NOTED, 7200-120/240V, CONNECT OPEN WYE-OPEN DELTA FOR THREE PHASE 120-240V SERVICE, PER NVE U.G. STD. UT-115, WHERE APPLICABLE.
		TERMINATION OF ALL MODULES, MAKES, SPLICES AND FINAL CONNECTIONS.
		NVE TO PROVIDE 6" TO (3)2" REDUCERS.
		NVE TO PROVIDE 4" TO (1)2" REDUCERS.
		NVE TO COIL PRIMARY CABLE IN PULLBOX FOR FUTURE SPLICES, WHERE APPLICABLE.
		NVE TO CUT EXISTING CONDUIT AND TERMINATE PRIMARY CABLES ON THE LOAD BREAK MODULE, WHERE APPLICABLE.
		100 FEET OUTSIDE RESIDENTIAL DEVELOPMENT MARKER. DCA TO PAY CONDUIT AND RISER COSTS INSIDE OF MARKER. CUSTOMER RESPONSIBLE FOR COSTS OUTSIDE MARKER.

CUSTOMER RESPONSIBILITY [DCA RESPONSIBILITY

EXIST.	NEW	CONTRACTOR TO FURNISH AND INSTALL:
		ALL TRENCHING & BACKFILL, MEETING APPLICABLE NVE STANDARD (RT-7, RT-8, OR RT-12).
— —	——	3" PLASTIC CONDUIT, PER NVE U.G. STD. RC-1 AND RC-2.
		3" PLASTIC CONDUIT BENDS (90°, 45°) WITH 36" MIN. RADIUS. (IF CONDUIT LENGTH IS UNDER 100')
		3" RGS BENDS (90°, 45°) WITH 36" MINIMUM RADIUS, TAPED OR PVC COATED. (IF CONDUIT LENGTH IS OVER 100')
		IF THE CUSTOMER CHOOSES TO INSTALL A STREET CROSSING, NVE REQUIRES A 4" CONDUIT PER SECONDARY CABLE, AND A 2" CONDUIT PER 1/0 CABLE.
— —	——	2" DB120 PLASTIC CONDUIT (INCLUDING SWEEPS OR RISERS FOR HANDHOLES, TRANSFORMERS, PULLBOXES, ETC.).
		2" SCH.40 PLASTIC CONDUIT BENDS (90°, 45°) WITH 48" MINIMUM RADIUS (IF CONDUIT LENGTH IS UNDER 500').
		2" FIBERGLASS CONDUIT BENDS (90°, 45°) WITH 36" MINIMUM RADIUS (IF CONDUIT LENGTH IS OVER 500').
		COUPLING FOR 2", 4", OR 6" CONDUITS (AS APPLICABLE).
		ALL SERVICE CONDUIT - 2" MINIMUM DB60 PVC GRAY (RISER: RGS REQUIRED) WITH 5/32" POLYPROPYLENE PULL LINE WITH A MIN. BREAKING STRENGTH OF 1250 lbs.
		17" X 30" HANDHOLE, PER NVE U.G. STD. RS-1 (WITH 8" COLLAR WHERE APPLICABLE).
		2'-6" X 4' X 4' SPLICE PULLBOX PER NVE U.G. STD. RS-80.
		3' X 7' X 4' PULLBOX PER NVE U.G. STD. RS-82.
		PAD FOR (1) SINGLE PHASE RESIDENTIAL TRANSFORMER, PER NVE U.G. STD. RS-13 AND RS-5.
		PAD FOR (2) SINGLE PHASE RESIDENTIAL TRANSFORMERS, PER NVE U.G. STD. RS-14 AND RS-5.
		PAD FOR (1) SINGLE PHASE COMMERCIAL TRANSFORMER, PER NVE U.G. STD. RS-19 AND RS-5.
		VEHICLE PROTECTIVE BARRIERS PER NVE U.G. STD. RS-6, WHERE APPLICABLE.

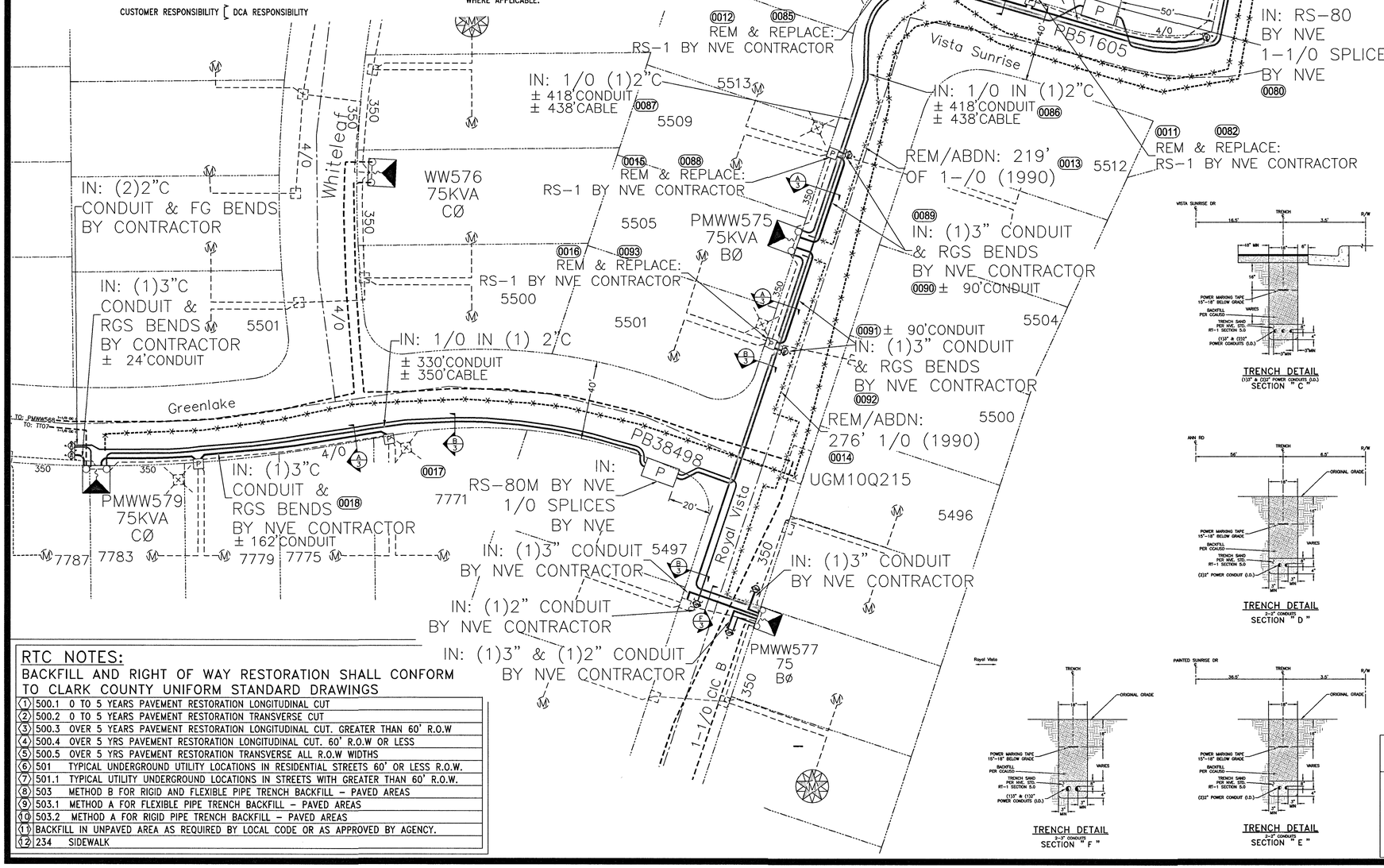

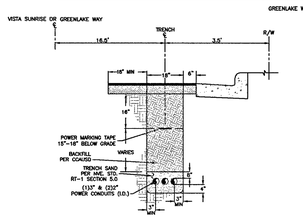

TRENCH DETAIL
(1)3" & (1)2" POWER CONDUITS (I.D.)
SECTION " A "

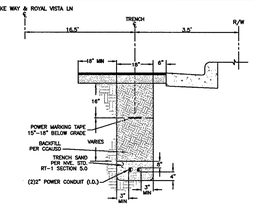

TRENCH DETAIL
2-2" CONDUITS
SECTION " B "

TRENCH DETAIL
(1)3" & (1)2" POWER CONDUITS (I.D.)
SECTION " C "

TRENCH DETAIL
2-2" CONDUITS
SECTION " D "

TRENCH DETAIL
2-2" CONDUITS
SECTION " F "

TRENCH DETAIL
2-2" CONDUITS
SECTION " E "

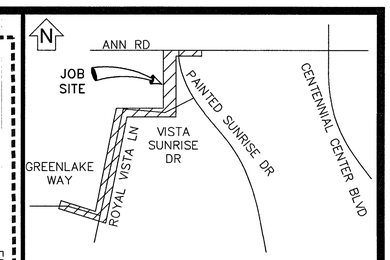

VICINITY MAP

(NOT TO SCALE)

EVERY EFFORT HAS BEEN MADE TO IDENTIFY ALL NVE FACILITIES. THE CUSTOMER SHALL CONFIRM THE EXISTENCE AND LOCATION OF THESE FACILITIES.

AVOID HITTING OVERHEAD POWER LINES. IT'S COSTLY.

CALL BEFORE YOU DO OVERHEAD

CALL 1-702-402-2929

Call before you Dig
Avoid cutting underground utility lines. It's costly.
CALL 811
OR
1-800-227-2600
AND CLARK COUNTY TRAFFIC OPERATIONS
1-702-455-6000

T,R,S: 1960-33
APN: 12533511001

REVISIONS

NO.	DESCRIPTION	DATE	G.A.

MAINTENANCE

PURPOSE OF PROJECT
PRIMARY RETRENCH BETWEEN
FC262 & PMWW579

NOTE: PRIOR TO THE START OF TRENCHING CALL ALI MOHAMED AT 702-912-9409 OR RICK BEAN AT 702-378-1377 TO ARRANGE A FIELD MEETING.

MAINTENANCE PROJECTS REQUIRE THE USE OF SCHEDULE 40 FOR ALL 2", 3", & 4" CONDUIT. D.B. 60 IS REQUIRED FOR ALL 6"CONDUIT. IF COILABLE CONDUIT IS USED, IT MUST BE H.D.P.E. WITHOUT RE-GROUND MATERIALS.

CONSTRUCTION/INSPECTION REQUIREMENTS

WORK MUST CONFORM TO NVE ELECTRIC SERVICE STANDARDS, AVAILABLE AT: www.nvenergy.com/business/newconstruction/newconstruction5/servicestandards.cfm

NVE INSPECTOR MUST BE PRESENT TO INSPECT TRENCHING (SCHEDULE AT LEAST 72 HOURS IN ADVANCE) AT EACH OF THE FOLLOWING STAGES:
1. BOTTOM SAND AND CONDUIT INSTALLED
2. TOP SAND INSTALLED
3. BACKFILL INSTALLED

CONDUIT MUST BE MANDRELLED PRIOR TO RELEASE (COORDINATE WITH INSPECTOR).

NVE STAND BY CREW IS REQUIRED WHEN WORKING AT AN ENERGIZED VAULT OR TRANSFORMER. CALL STAND BY NUMBER (SEE TITLE BLOCK) TO SCHEDULE.

NVE ELECTRICAL INSTALLATION WILL NOT BE SCHEDULED UNTIL AFTER THE NVE INSPECTOR HAS COMPLETED THE OFFICIAL RELEASE.

METER(S) WILL NOT BE SET UNTIL ALL OF THE FOLLOWING ARE COMPLETE:
- (INSTRUMENT-RATED ONLY) METERING EQUIPMENT HAS BEEN SUBMITTED TO NVE METERING ENGINEER AND APPROVED. (submittals_southern@nvenergy.com)
- APPLICATION FOR METER SET HAS BEEN SUBMITTED TO NVE'S NEW DEVELOPMENT CENTER. FORM AVAILABLE AT: www.nvenergy.com/brochures_orch/new_construction/meter_set.pdf
- THE LOCAL BUILDING AUTHORITY HAS INSPECTED AND APPROVED THE METERING EQUIPMENT.
- METERING EQUIPMENT IS ACCESSIBLE AND CLEARLY IDENTIFIED WITH PERMANENT MARKINGS. ADDRESSES, SUITE NUMBERS, AND STREET SIGNS ARE POSTED IN PERMANENT LOCATIONS (SEE RPI-6).

TRACK PROJECT STATUS ONLINE WITH NVE'S DEVELOPER DASHBOARD: www.nvenergy.com/business/newconstruction/newconstruction5/developerdashboard.cfm

CITY OF LAS VEGAS
PERMIT REQUIRED*

CONTACT CLV LAND DEVELOPMENT (229-6371)
CLV CONSTRUCTION SERVICES MUST BE NOTIFIED 24 HOURS PRIOR TO COMMENCING CONSTRUCTION (229-6337)

HANSEN_____ DATE_____

*NVE INSPECTOR MUST BE NOTIFIED BY FAX 48 HOURS PRIOR TO COMMENCING CONSTRUCTION & WILL VERIFY CITY PERMIT FOR WORK DONE IN STREETS OR SIDEWALK. FAX PERMIT TO:
LAS VEGAS NORTH (RYAN CENTER): 402-4354
LAS VEGAS SOUTH (BELTWAY CENTER): 402-6864

NOTE: ALL THE ABOVE GROUND UTILITY APPURTENANCES SHALL CONFORM TO THE REQUIREMENTS OF CLV UNIFIED DEVELOPMENT CODE TITLE 19.06 AND 19.08

APPROVED FOR CONSTRUCTION

THIS APPROVAL IS FOR WORK IN CLV R/W & EASEMENT ONLY. OBTAINING PERMISSIONS OR EASEMENTS FOR WORK SHOWN ON PRIVATE PROPERTY IS THE RESPONSIBILITY OF THE UTILITY.

APPROVAL DATE

EXHIBIT 'A'

NVEnergy INFORMATION:
COORDINATOR: RON BILODEAU
PHONE: 702-402-6775
DESIGNER: DAVE SCHMITT D.F. --
DCA: N/A
INSPECTOR: 402-3008
STAND BY: 402-4114,402-4117,402-4118,402-4450
DISTRICT: LAS VEGAS NORTH
JPA INFORMATION:
JPA ADMIN PHONE: _____ JPA#: _____
CUSTOMER INFORMATION:
APPLICANT: NVE
ENGINEER: N/A
CONTACT:
APPROVAL DATE:
GOVERNMENT INFORMATION:
AGENCY:
APPROVAL DATE:

FOR EACH SERVICE POINT (POINT OF DELIVERY), ENERGY FOR EACH TENANT SPACE WILL BE MEASURED THROUGH ONE WATTHOUR METER. ENERGY FOR ALL NON-TENANT SPACE WILL BE MEASURED THROUGH ONE WATTHOUR METER. CONTACT NVE METER OPERATIONS FOR MULTIPLE RATE CLASS INSTALLATIONS.

NVEnergy

RTC NOTES:

BACKFILL AND RIGHT OF WAY RESTORATION SHALL CONFORM TO CLARK COUNTY UNIFORM STANDARD DRAWINGS

(1)	500.1	0 TO 5 YEARS PAVEMENT RESTORATION LONGITUDINAL CUT
(2)	500.2	0 TO 5 YEARS PAVEMENT RESTORATION TRANSVERSE CUT
(3)	500.3	OVER 5 YEARS PAVEMENT RESTORATION LONGITUDINAL CUT. GREATER THAN 60' R.O.W
(4)	500.4	OVER 5 YRS PAVEMENT RESTORATION LONGITUDINAL CUT. 60' R.O.W OR LESS
(5)	500.5	OVER 5 YRS PAVEMENT RESTORATION TRANSVERSE ALL R.O.W WIDTHS
(6)	501	TYPICAL UNDERGROUND UTILITY LOCATIONS IN RESIDENTIAL STREETS 60' OR LESS R.O.W.
(7)	501.1	TYPICAL UTILITY UNDERGROUND LOCATIONS IN STREETS WITH GREATER THAN 60' R.O.W.
(8)	503	METHOD B FOR RIGID AND FLEXIBLE PIPE TRENCH BACKFILL - PAVED AREAS
(9)	503.1	METHOD A FOR FLEXIBLE PIPE TRENCH BACKFILL - PAVED AREAS
(10)	503.2	METHOD A FOR RIGID PIPE TRENCH BACKFILL - PAVED AREAS
(11)	BACKFILL IN UNPAVED AREA AS REQUIRED BY LOCAL CODE OR AS APPROVED BY AGENCY.	
(12)	234	SIDEWALK

PRI RET -LA MADRE
7913 PAINTED SUNSET DR
VISTA SUNRISE DR

PROJ. ID: 3002061346	SCALE: 1" = 30'
SHEET # 3 OF 25	DATE: 05/15/2018

1/5/2019 2:49 PM
am29752

Sharing of this drawing and the information contained herein shall be only to individuals/parties who have entered into an agreement with Applicant for the completion of work associated with this specific project. Use for purposes other than this specific project requires the written consent of NV Energy.

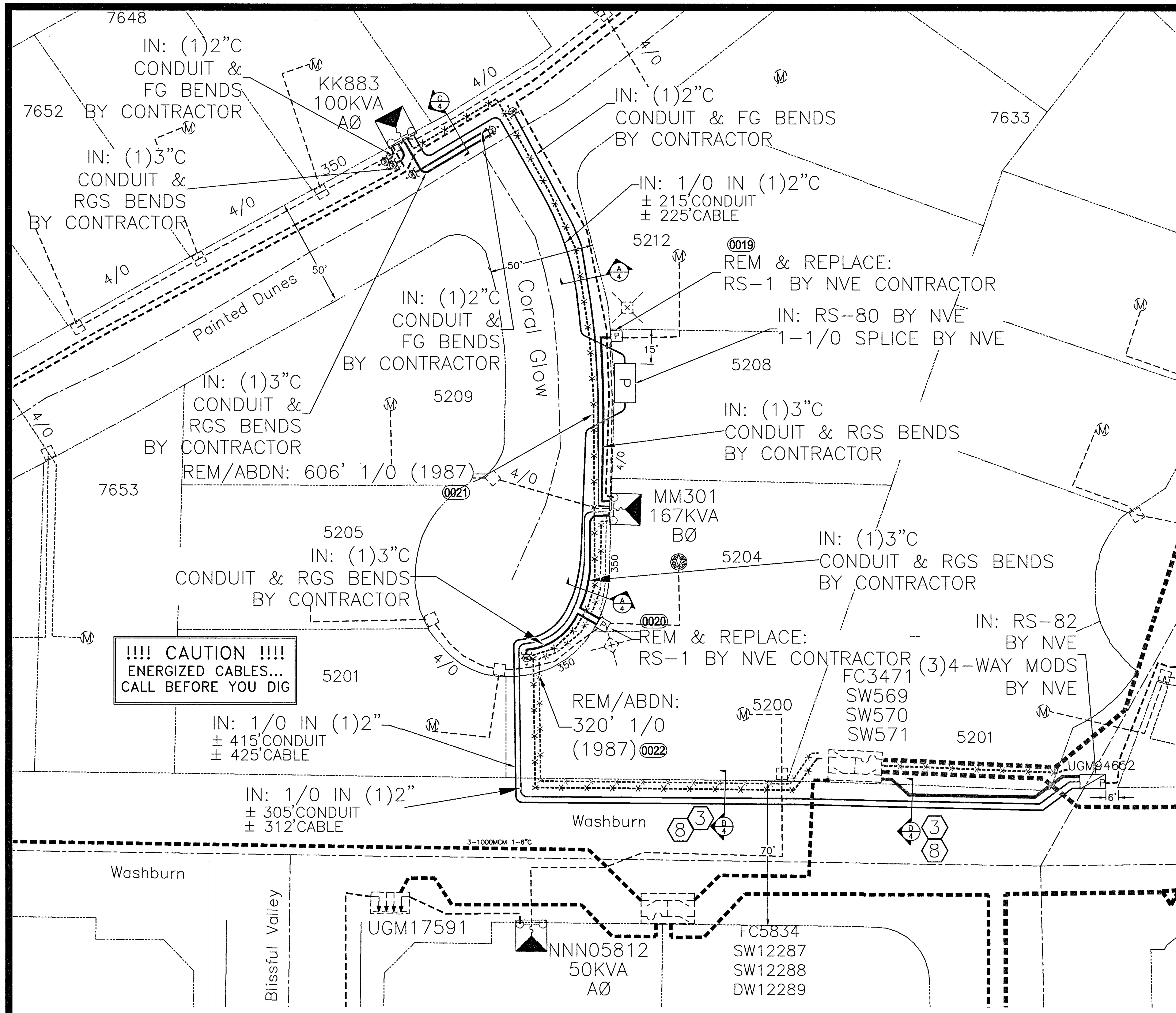

MAINTENANCE PROJECTS REQUIRE THE USE OF SCHEDULE 40 FOR ALL 2", 3", & 4" CONDUIT. D.B. 60 IS REQUIRED FOR ALL 6"CONDUIT. IF COILABLE CONDUIT IS USED, IT MUST BE H.D.P.E. WITHOUT RE-GROUND MATERIALS.

NOTE: PRIOR TO THE START OF TRENCHING CALL ALI MOHAMED AT 702-912-9409 OR RICK BEAN AT 702-378-1377 TO ARRANGE A FIELD MEETING.

T,R,S: 1960-33
APN: 12533615007

CONSTRUCTION/INSPECTION REQUIREMENTS

WORK MUST CONFORM TO NVE ELECTRIC SERVICE STANDARDS, AVAILABLE AT: www.nvenergy.com/business/newconstruction/newconstructionS/servicestandards.cfm

NVE INSPECTOR MUST BE PRESENT TO INSPECT TRENCHING (SCHEDULE AT LEAST 72 HOURS IN ADVANCE) AT EACH OF THE FOLLOWING STAGES:
1. BOTTOM SAND AND CONDUIT INSTALLED
2. TOP SAND INSTALLED
3. BACKFILL INSTALLED

CONDUIT MUST BE MANDRELLED PRIOR TO RELEASE (COORDINATE WITH INSPECTOR).

NVE STAND BY CREW IS REQUIRED WHEN WORKING AT AN ENERGIZED VAULT OR TRANSFORMER. CALL STAND BY NUMBER (SEE TITLE BLOCK) TO SCHEDULE.

NVE ELECTRICAL INSTALLATION WILL NOT BE SCHEDULED UNTIL AFTER THE NVE INSPECTOR HAS COMPLETED THE OFFICIAL RELEASE.

METER(S) WILL NOT BE SET UNTIL ALL OF THE FOLLOWING ARE COMPLETE:
- [INSTRUMENT-RATED ONLY] METERING EQUIPMENT HAS BEEN SUBMITTED TO NVE METERING ENGINEER AND APPROVED. (submittals_southern@nvenergy.com)
- APPLICATION FOR METER SET HAS BEEN SUBMITTED TO NVE'S NEW DEVELOPMENT CENTER. FORM AVAILABLE AT: www.nvenergy.com/brochures_arch/new_construction/meter_set.pdf
- THE LOCAL BUILDING AUTHORITY HAS INSPECTED AND APPROVED THE METERING EQUIPMENT.
- METERING EQUIPMENT IS ACCESSIBLE AND CLEARLY IDENTIFIED WITH PERMANENT MARKINGS. ADDRESSES, SUITE NUMBERS, AND STREET SIGNS ARE POSTED IN PERMANENT LOCATIONS (SEE RPI-G).

TRACK PROJECT STATUS ONLINE WITH NVE'S DEVELOPER DASHBOARD: www.nvenergy.com/business/newconstruction/newconstructionS/developerdashboard.cfm

PURPOSE OF PROJECT
PRIMARY RETRENCH BETWEEN
KK883 & FC3471

RETRENCH

NVE WORK AND SERVICES TO CONSIST OF:

EXIST.	NEW	
— —	——	1/0 TRIPLEX, 15 KV AL PRIMARY CABLE IN 4" PLASTIC CONDUIT.
— —	——	1/0, 15 KV AL PRIMARY CABLE IN 2" PLASTIC CONDUIT.
		INSTALL NEW CABLE IN EXISTING VACANT CONDUIT.
EX.500	500	500 MCM TRIPLEX SECONDARY CABLE IN 4" PLASTIC CONDUIT (CONDUIT BY CONTRACTOR).
EX.350	350	350 MCM TRIPLEX SECONDARY CABLE, CABLE IN CONDUIT.
EX.4/0	4/0	4/0 AWG TRIPLEX SECONDARY CABLE, CABLE IN CONDUIT.
EX.2/0	2/0	2/0 AWG TRIPLEX SECONDARY CABLE, CABLE IN CONDUIT.
		CONDUIT LOCATING DEVICE 18" ABOVE STUBOUT.
		SINGLE PHASE PRIMARY POLE RISER PER NVE U.G. STD. OEP-105.
		THREE PHASE PRIMARY POLE RISER PER NVE U.G. STD. OEP-106.
		SECONDARY RISER PER NVE U.G. STD. SSP-2.
FRONT	FRONT	SINGLE PHASE RESIDENTIAL PADMOUNTED TRANSFORMER WITH SIZE AS NOTED, 7200-120/240V, PER NVE U.G. STD. UT-113.
FRONT	FRONT	(2) SINGLE PHASE RESIDENTIAL COMMERCIAL TRANSFORMERS WITH SIZE AS NOTED, 7200-120/240V, CONNECT OPEN WYE-OPEN DELTA FOR THREE PHASE 120-240V SERVICE, PER NVE U.G. STD. UT-115, WHERE APPLICABLE.

TERMINATION OF ALL MODULES, MAKES, SPLICES AND FINAL CONNECTIONS.

NVE TO PROVIDE 6" TO (3)2" REDUCERS.

NVE TO PROVIDE 4" TO (1)2" REDUCERS.

NVE TO COIL PRIMARY CABLE IN PULLBOX FOR FUTURE SPLICES, WHERE APPLICABLE.

NVE TO CUT EXISTING CONDUIT AND TERMINATE PRIMARY CABLES ON THE LOAD BREAK MODULE, WHERE APPLICABLE.

100 FEET OUTSIDE RESIDENTIAL DEVELOPMENT MARKER. DCA TO PAY CONDUIT AND RISER COSTS INSIDE OF MARKER. CUSTOMER RESPONSIBLE FOR COSTS OUTSIDE MARKER.

CUSTOMER RESPONSIBILITY [DCA RESPONSIBILITY

CONTRACTOR TO FURNISH AND INSTALL:

EXIST.	NEW	
		ALL TRENCHING & BACKFILL, MEETING APPLICABLE NVE STANDARD (RT-7, RT-8, OR RT-12).
— —	——	3" PLASTIC CONDUIT, PER NVE U.G. STD. RC-1 AND RC-2.
		3" PLASTIC CONDUIT BENDS (90°, 45°) WITH 36" MIN. RADIUS. (IF CONDUIT LENGTH IS UNDER 100')
		3" RGS BENDS (90°, 45°) WITH 36" MINIMUM RADIUS, TAPED OR PVC COATED. (IF CONDUIT LENGTH IS OVER 100')
		IF THE CUSTOMER CHOOSES TO INSTALL A STREET CROSSING, NVE REQUIRES A 4" CONDUIT PER SECONDARY CABLE, AND A 2" CONDUIT PER 1/0 CABLE.
— —	——	2" DB120 PLASTIC CONDUIT (INCLUDING SWEEPS OR RISERS FOR HANDHOLES, TRANSFORMERS, PULLBOXES, ETC.).
		2" SCH.40 PLASTIC CONDUIT BENDS (90°, 45°) WITH 48" MINIMUM RADIUS (IF CONDUIT LENGTH IS UNDER 500').
		2" FIBERGLASS CONDUIT BENDS (90°, 45°) WITH 36" MINIMUM RADIUS (IF CONDUIT LENGTH IS OVER 500').
		COUPLING FOR 2", 4", OR 6" CONDUITS (AS APPLICABLE).
		ALL SERVICE CONDUIT - 2" MINIMUM DB60 PVC GRAY (RISER: RGS REQUIRED) WITH 5/32" POLYPROPYLENE PULL LINE WITH A MIN. BREAKING STRENGTH OF 1250 lbs.
□	P	17" X 30" HANDHOLE, PER NVE U.G. STD. RS-1 (WITH 8" COLLAR WHERE APPLICABLE).
		2'-6" X 4' X 4' SPLICE PULLBOX PER NVE U.G. STD. RS-80.
		3' X 7' X 4' PULLBOX PER NVE U.G. STD. RS-82.
FRONT	FRONT	PAD FOR (1) SINGLE PHASE RESIDENTIAL TRANSFORMER, PER NVE U.G. STD. RS-13 AND RS-5.
FRONT	FRONT	PAD FOR (2) SINGLE PHASE RESIDENTIAL TRANSFORMERS, PER NVE U.G. STD. RS-14 AND RS-5.
FRONT	FRONT	PAD FOR (1) SINGLE PHASE COMMERCIAL TRANSFORMER, PER NVE U.G. STD. RS-19 AND RS-5.
		VEHICLE PROTECTIVE BARRIERS PER NVE U.G. STD. RS-6, WHERE APPLICABLE.

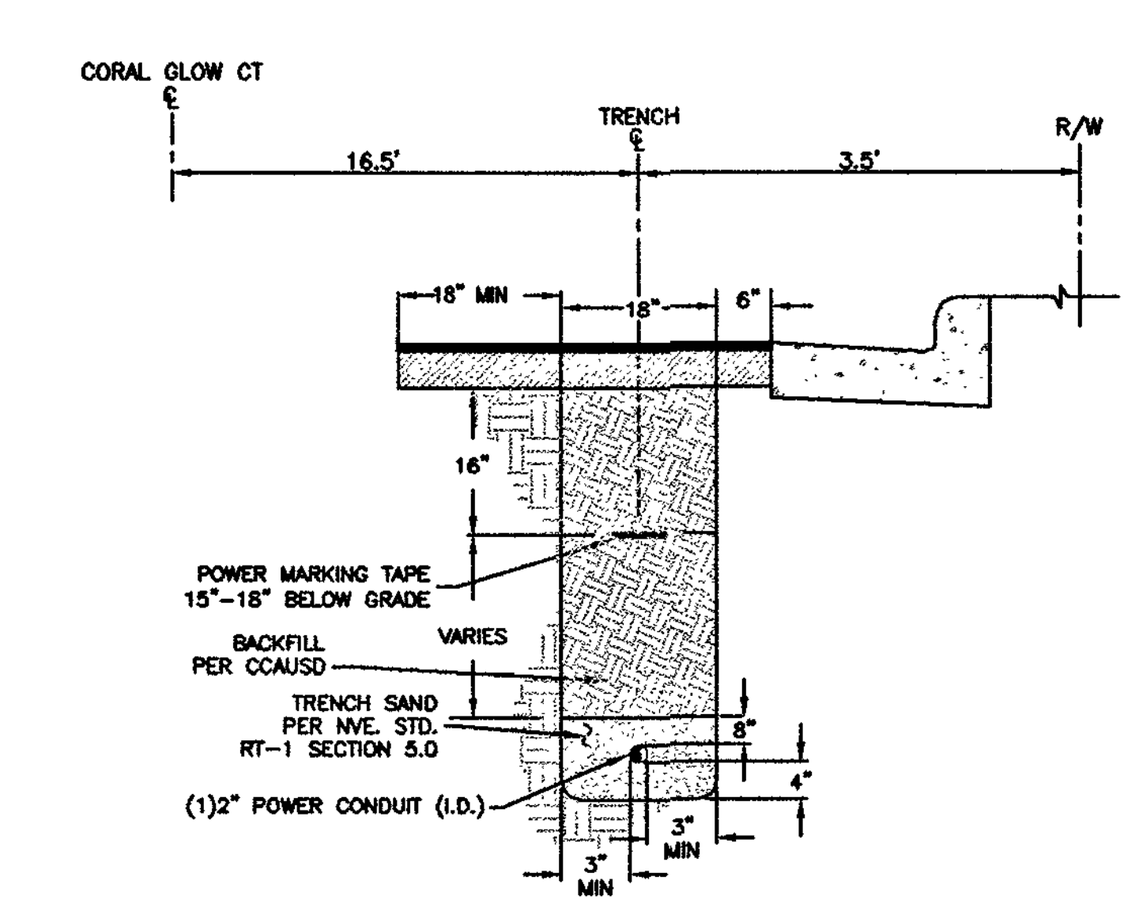

TRENCH DETAIL
1-2" CONDUIT
SECTION " A "

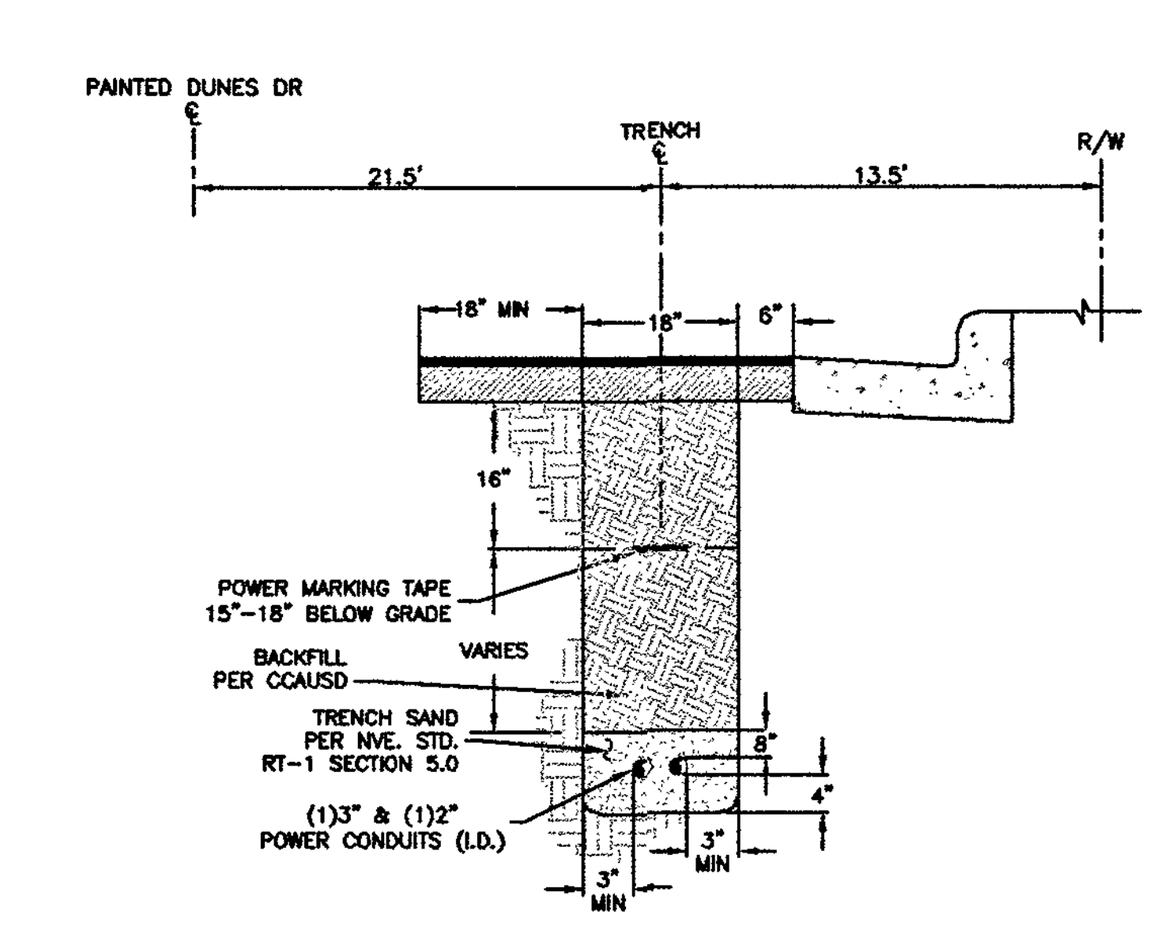

TRENCH DETAIL
(1)3" & (1)2" POWER CONDUITS (I.D.)
SECTION " C "

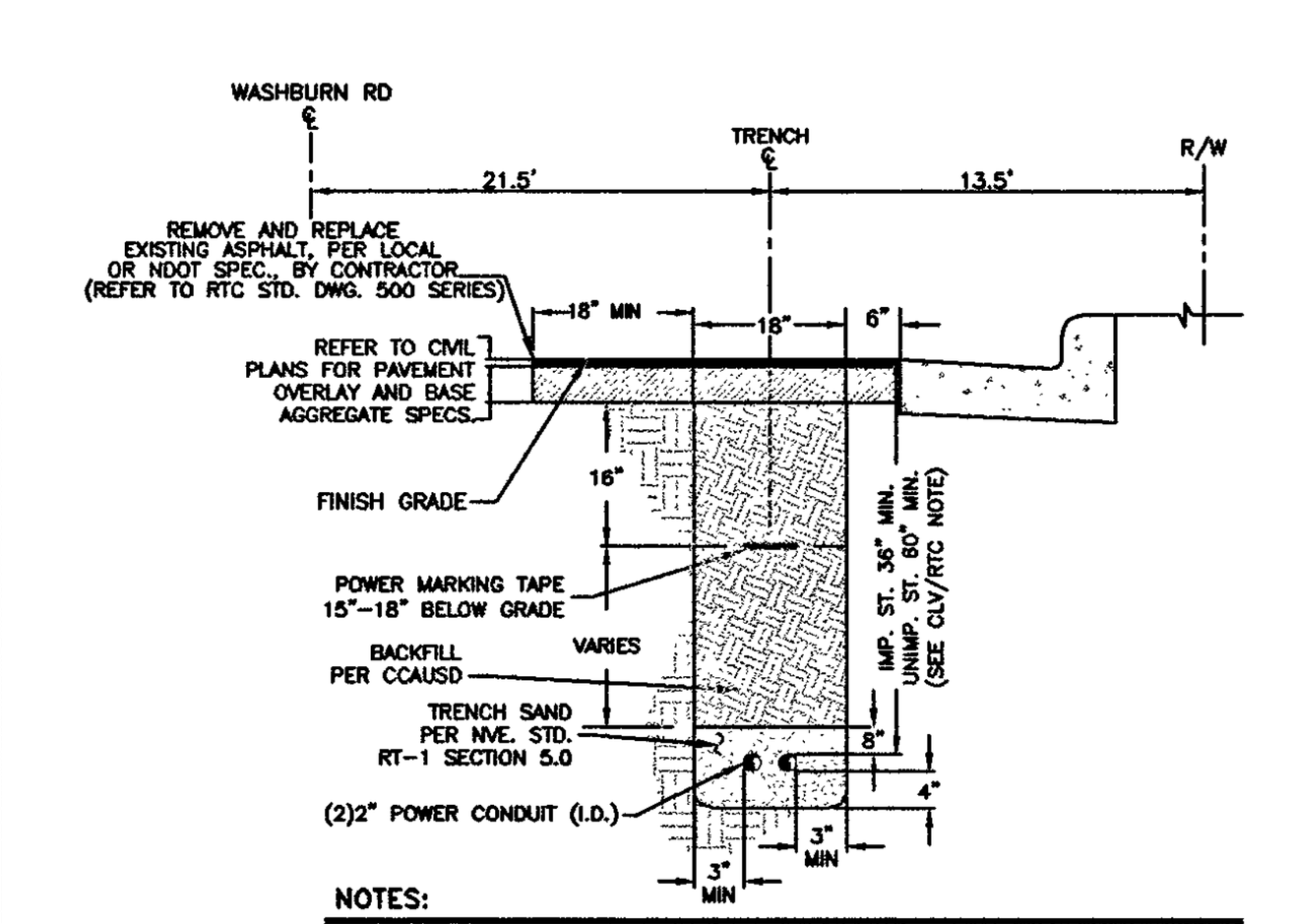

NOTES:
CLV REQUIREMENTS (APPLICABLE WITHIN CITY OF LAS VEGAS LIMITS ONLY):
IMPROVED AREA (IMP. ST.): (LOCATION OF TRENCH) AREA WILL BE CONSIDERED IMPROVED IF IT MEETS ONE OR MORE OF THE FOLLOWING CRITERIA(S).
- EXISTING PERMANENT PAVEMENT WITH CURB & GUTTER AND/OR ADJACENT PERMANENT SIDEWALK.
- WITHIN AN IMPROVED TRAIL AREA.
- LIMITS OF CONSTRUCTION INSTALLED CONCURRENT WITH A PRIVATE OR PUBLIC PROJECT.

UNIMPROVED AREA (UNIMP. ST.): (LOCATION OF TRENCH) ANY OTHER SCENARIO THAT FAILS TO MEET THE IMPROVED AREA CRITERIA(S) WILL BE CONSIDERED AN UNIMPROVED AREA.
NVE REQUIREMENTS:
FOR ALL OTHER JURISDICTIONS REFER TO NVE STANDARDS.
BACKFILL REQUIREMENTS NVE. STD. RT-1.
TRENCH DEPTH REQUIREMENTS NVE. STD. RT-5.

TRENCH DETAIL
2-2" CONDUITS
SECTION " B "

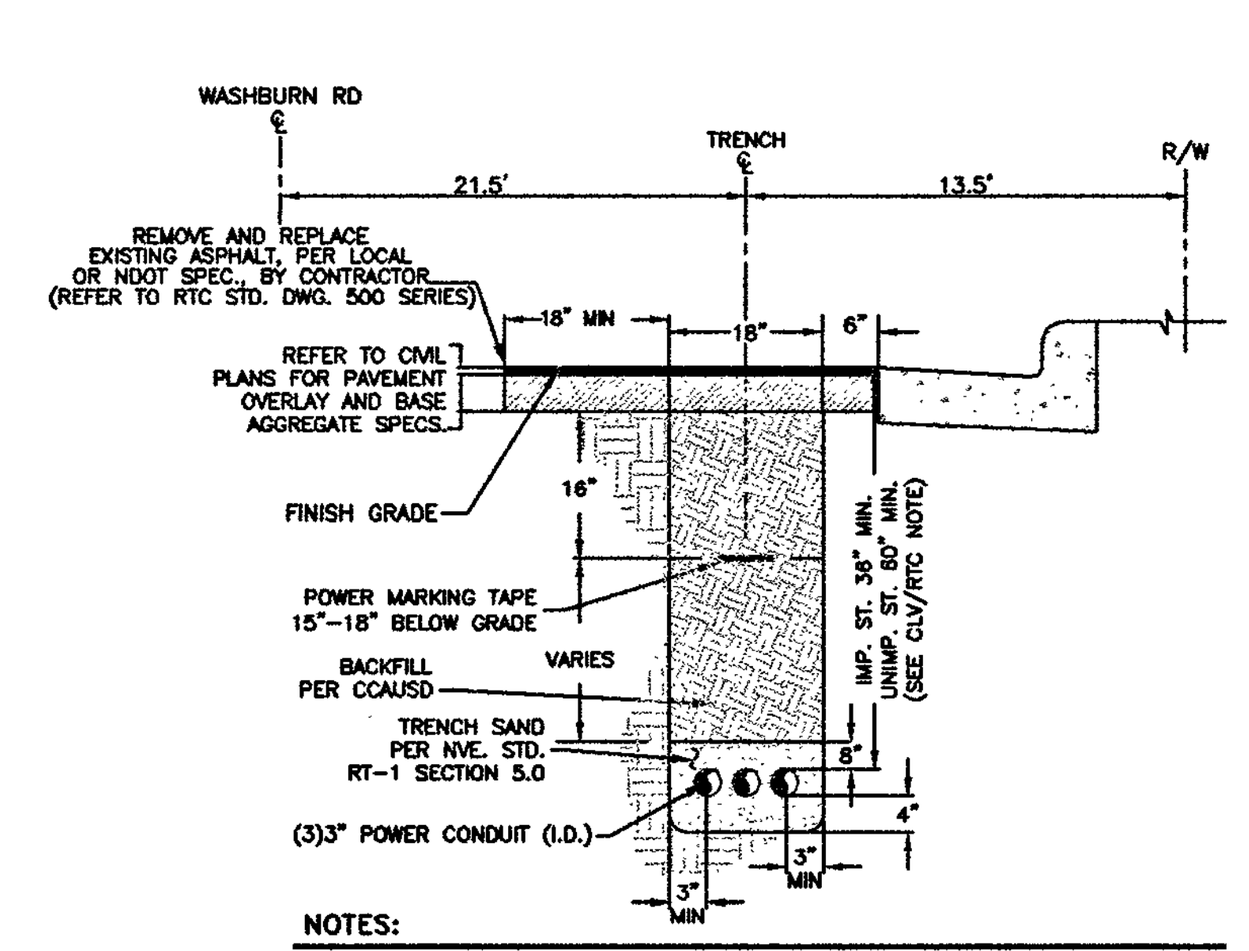

NOTES:
CLV REQUIREMENTS (APPLICABLE WITHIN CITY OF LAS VEGAS LIMITS ONLY):
IMPROVED AREA (IMP. ST.): (LOCATION OF TRENCH) AREA WILL BE CONSIDERED IMPROVED IF IT MEETS ONE OR MORE OF THE FOLLOWING CRITERIA(S).
- EXISTING PERMANENT PAVEMENT WITH CURB & GUTTER AND/OR ADJACENT PERMANENT SIDEWALK.
- WITHIN AN IMPROVED TRAIL AREA.
- LIMITS OF CONSTRUCTION INSTALLED CONCURRENT WITH A PRIVATE OR PUBLIC PROJECT.

UNIMPROVED AREA (UNIMP. ST.): (LOCATION OF TRENCH) ANY OTHER SCENARIO THAT FAILS TO MEET THE IMPROVED AREA CRITERIA(S) WILL BE CONSIDERED AN UNIMPROVED AREA.
NVE REQUIREMENTS:
FOR ALL OTHER JURISDICTIONS REFER TO NVE STANDARDS.
BACKFILL REQUIREMENTS NVE. STD. RT-1.
TRENCH DEPTH REQUIREMENTS NVE. STD. RT-5.

TRENCH DETAIL
3-3" CONDUITS
SECTION " D "

RTC NOTES:

BACKFILL AND RIGHT OF WAY RESTORATION SHALL CONFORM TO CLARK COUNTY UNIFORM STANDARD DRAWINGS

1	500.1	0 TO 5 YEARS PAVEMENT RESTORATION LONGITUDINAL CUT
2	500.2	0 TO 5 YEARS PAVEMENT RESTORATION TRANSVERSE CUT
3	500.3	OVER 5 YEARS PAVEMENT RESTORATION LONGITUDINAL CUT. GREATER THAN 60' R.O.W
4	500.4	OVER 5 YRS PAVEMENT RESTORATION LONGITUDINAL CUT. 60' R.O.W OR LESS
5	500.5	OVER 5 YRS PAVEMENT RESTORATION TRANSVERSE ALL R.O.W WIDTHS
6	501	TYPICAL UNDERGROUND UTILITY LOCATIONS IN RESIDENTIAL STREETS 60' OR LESS R.O.W.
7	501.1	TYPICAL UTILITY UNDERGROUND LOCATIONS IN STREETS WITH GREATER THAN 60' R.O.W.
8	503	METHOD B FOR RIGID AND FLEXIBLE PIPE TRENCH BACKFILL - PAVED AREAS
9	503.1	METHOD A FOR FLEXIBLE PIPE TRENCH BACKFILL - PAVED AREAS
10	503.2	METHOD A FOR RIGID PIPE TRENCH BACKFILL - PAVED AREAS
11	BACKFILL IN UNPAVED AREA AS REQUIRED BY LOCAL CODE OR AS APPROVED BY AGENCY.	
12	234	SIDEWALK

CITY OF LAS VEGAS
PERMIT REQUIRED*

CONTACT CLV LAND DEVELOPMENT (229-6371)
CLV CONSTRUCTION SERVICES MUST BE NOTIFIED 24 HOURS PRIOR TO COMMENCING CONSTRUCTION (229-6337)

HANSEN______________ DATE____________

*NVE INSPECTOR MUST BE NOTIFIED BY FAX 48 HOURS PRIOR TO COMMENCING CONSTRUCTION & WILL VERIFY CITY PERMIT FOR WORK DONE IN STREETS OR SIDEWALK.
FAX PERMIT TO:
LAS VEGAS NORTH (RYAN CENTER): 402-4354
LAS VEGAS SOUTH (BELTWAY CENTER): 402-6864

NOTE: ALL THE ABOVE GROUND UTILITY APPURTENANCES SHALL CONFORM TO THE REQUIREMENTS OF CLV UNIFIED DEVELOPMENT CODE TITLE 19.06 AND 19.08

APPROVED FOR CONSTRUCTION

THIS APPROVAL IS FOR WORK IN CLV R/W & EASEMENT ONLY. OBTAINING PERMISSIONS OR EASEMENTS FOR WORK SHOWN ON PRIVATE PROPERTY IS THE RESPONSIBILITY OF THE UTILITY.

APPROVAL ______________________ DATE

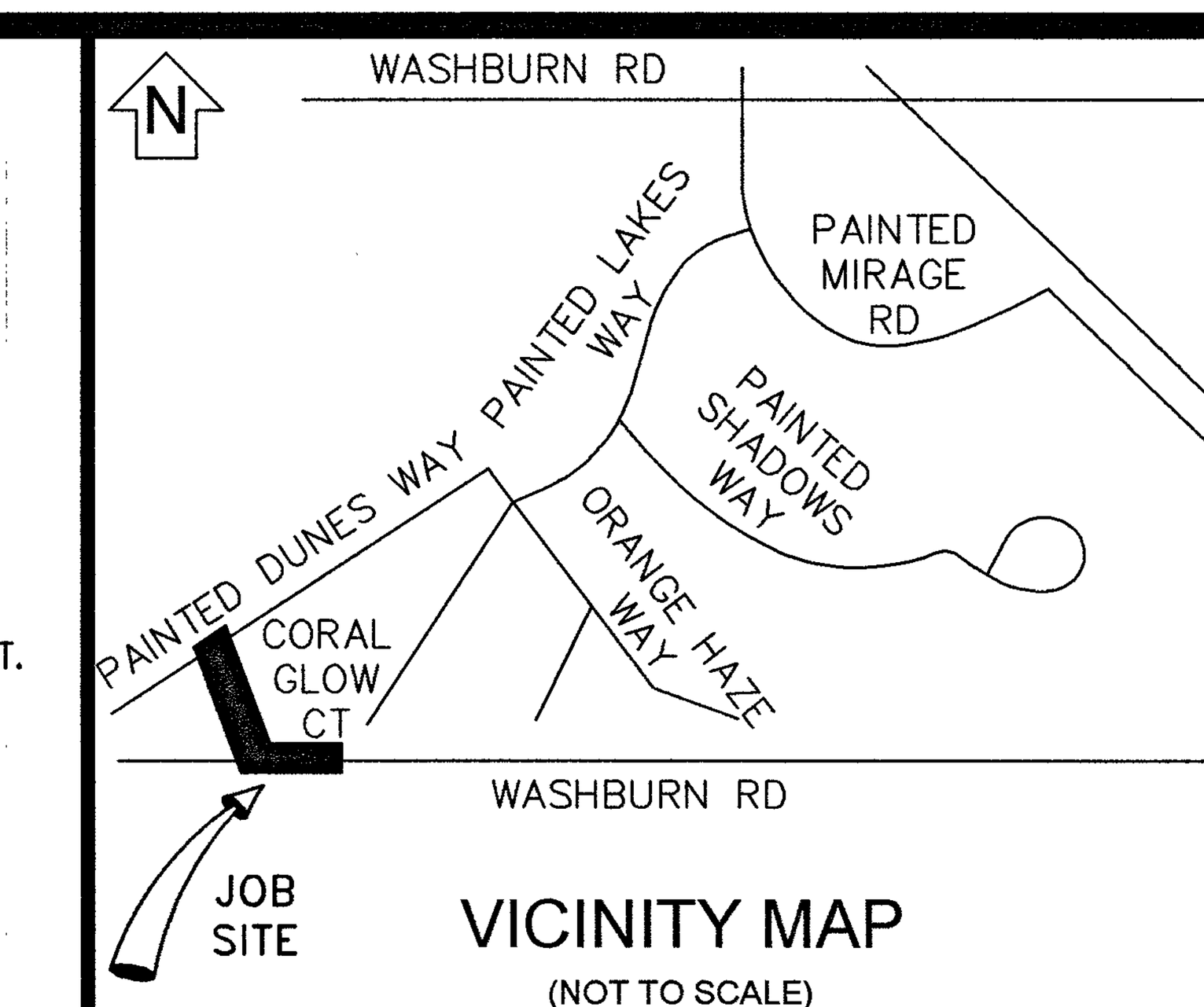

VICINITY MAP
(NOT TO SCALE)

EVERY EFFORT HAS BEEN MADE TO IDENTIFY ALL NVE FACILITIES. THE CUSTOMER SHALL CONFIRM THE EXISTENCE AND LOCATION OF THESE FACILITIES.

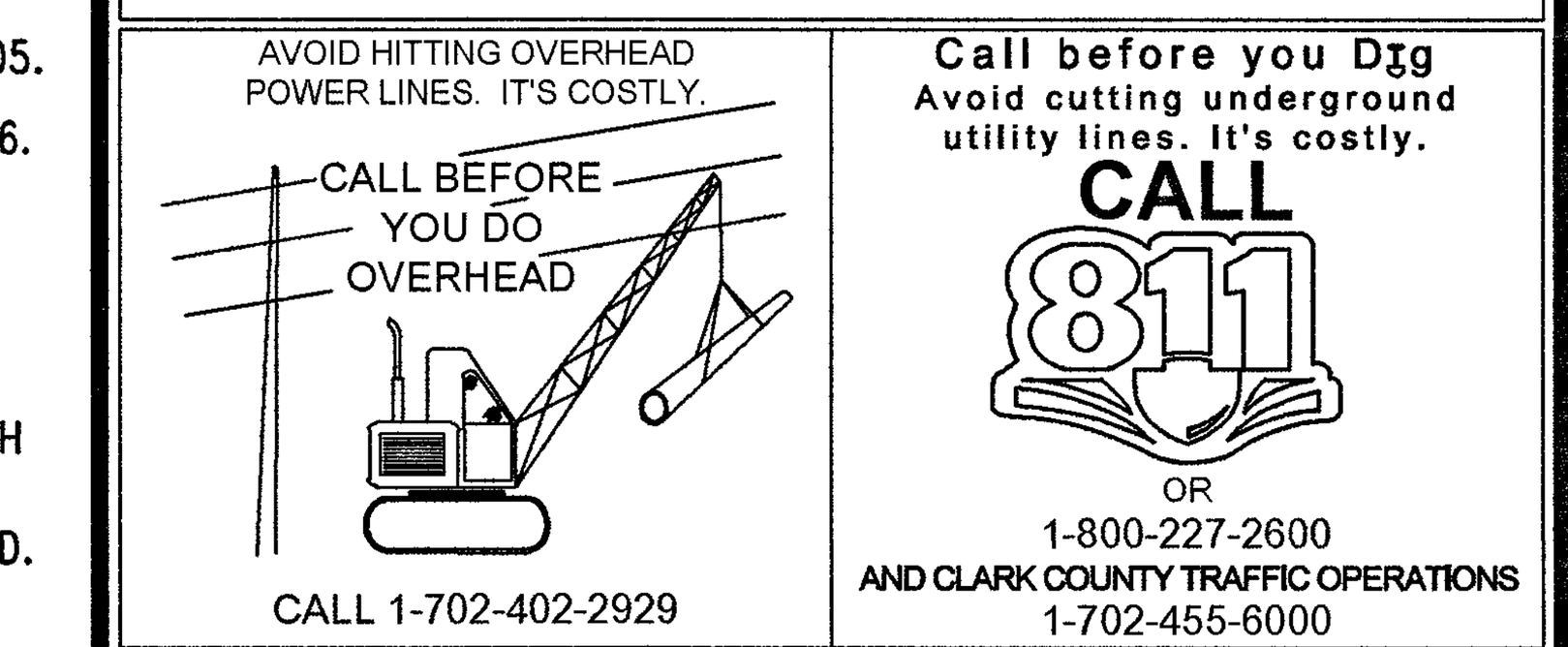

REVISIONS

NO.	DESCRIPTION	DATE	G.A.
△			
△			
△			
△			
△			
△			
△			
△			
△			
△			

MAINTENANCE

EXHIBIT 'A'

NVEnergy INFORMATION:
COORDINATOR: RON BILODEAU
PHONE: 702-402-6775
DESIGNER: DAVE SCHMITT D.F. --
DCA: N/A
INSPECTOR: 402-3008
STAND BY: 402-4114,402-4117,402-4118,402-4450
DISTRICT: LAS VEGAS NORTH
JPA INFORMATION:
JPA ADMIN PHONE: ________ JPA#: ________
CUSTOMER INFORMATION:
APPLICANT: NVE
ENGINEER: N/A
CONTACT: ________
APPROVAL DATE: ________
GOVERNMENT INFORMATION:
AGENCY: ________
APPROVAL DATE: ________

FOR EACH SERVICE POINT (POINT OF DELIVERY), ENERGY FOR EACH TENANT SPACE WILL BE MEASURED THROUGH ONE WATTHOUR METER. ENERGY FOR ALL NON-TENANT SPACE WILL BE MEASURED THROUGH ONE WATTHOUR METER. CONTACT NVE METER OPERATIONS FOR MULTIPLE RATE CLASS INSTALLATIONS.

NVEnergy

PRI RET -LA MADRE
7913 PAINTED SUNSET DR
WASHBURN RD

PROJ. ID: 3002061346	SCALE: 1" = 30'
SHEET # 4 OF 25	DATE: 05/15/2018

am29752
1/5/2019 2:49 PM

Sharing of this drawing and the information contained herein shall be only to individuals/parties who have entered into an agreement with Applicant for the completion of work associated with this specific project. Use for purposes other than this specific project requires the written consent of NV Energy.

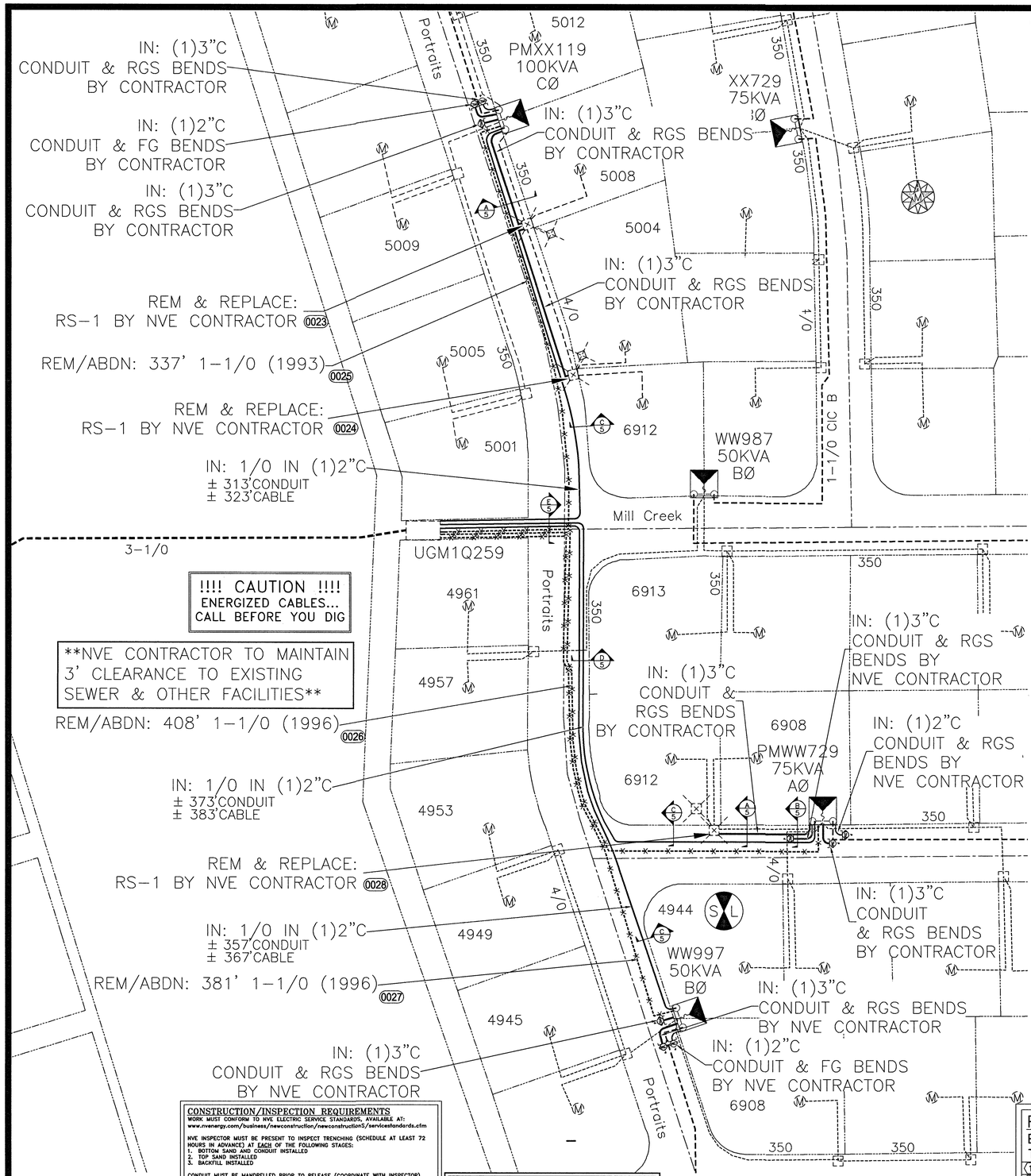

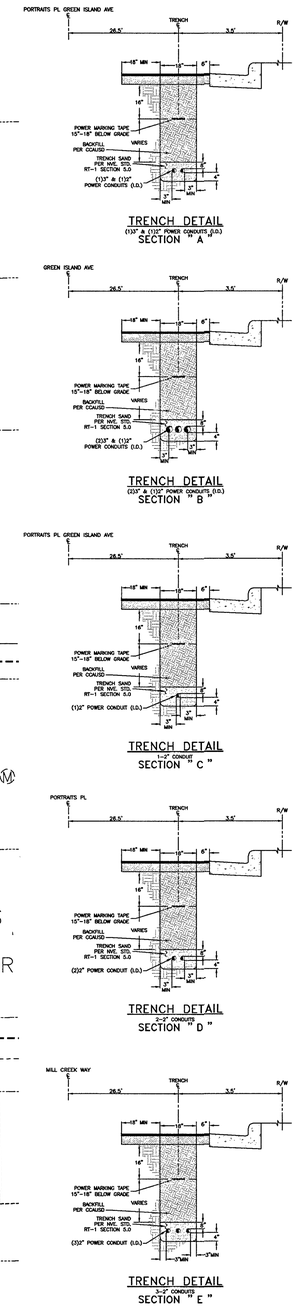

NOTE: PRIOR TO THE START OF TRENCHING CALL ALI MOHAMED AT 702-912-9409 OR RICK BEAN AT 702-378-1377 TO ARRANGE A FIELD MEETING.

T,R,S: 1960-33

APN: 12533511001

RETRENCH

EXIST. NEW **NVE WORK AND SERVICES TO CONSIST OF:**

- 1/0 TRIPLEX, 15 KV AL PRIMARY CABLE IN 4" PLASTIC CONDUIT.
- 1/0, 15 KV AL PRIMARY CABLE IN 2" PLASTIC CONDUIT.
- INSTALL NEW CABLE IN EXISTING VACANT CONDUIT.
- EX.500 500 — 500 MCM TRIPLEX SECONDARY CABLE IN 4" PLASTIC CONDUIT (CONDUIT BY CONTRACTOR).
- EX.350 350 — 350 MCM TRIPLEX SECONDARY CABLE, CABLE IN CONDUIT.
- EX.4/0 4/0 — 4/0 AWG TRIPLEX SECONDARY CABLE, CABLE IN CONDUIT.
- EX.2/0 2/0 — 2/0 AWG TRIPLEX SECONDARY CABLE, CABLE IN CONDUIT.
- CONDUIT LOCATING DEVICE 18" ABOVE STUBOUT.
- SINGLE PHASE PRIMARY POLE RISER PER NVE U.G. STD. OEP-105.
- THREE PHASE PRIMARY POLE RISER PER NVE U.G. STD. OEP-106.
- SECONDARY RISER PER NVE U.G. STD. SSP-2.
- SINGLE PHASE RESIDENTIAL PADMOUNTED TRANSFORMER WITH SIZE AS NOTED, 7200-120/240V, PER NVE U.G. STD. UT-113.
- (2) SINGLE PHASE RESIDENTIAL COMMERCIAL TRANSFORMERS WITH SIZE AS NOTED, 7200-120/240V, CONNECT OPEN WYE-OPEN DELTA FOR THREE PHASE 120-240V SERVICE, PER NVE U.G. STD. UT-115, WHERE APPLICABLE.

TERMINATION OF ALL MODULES, MAKES, SPLICES AND FINAL CONNECTIONS.

NVE TO PROVIDE 6" TO (3)2" REDUCERS.

NVE TO PROVIDE 4" TO (1)2" REDUCERS.

NVE TO COIL PRIMARY CABLE IN PULLBOX FOR FUTURE SPLICES, WHERE APPLICABLE.

NVE TO CUT EXISTING CONDUIT AND TERMINATE PRIMARY CABLES ON THE LOAD BREAK MODULE, WHERE APPLICABLE.

100 FEET OUTSIDE RESIDENTIAL DEVELOPMENT MARKER. DCA TO PAY CONDUIT AND RISER COSTS INSIDE OF MARKER. CUSTOMER RESPONSIBLE FOR COSTS OUTSIDE MARKER.

CUSTOMER RESPONSIBILITY | DCA RESPONSIBILITY

EXIST. NEW **CONTRACTOR TO FURNISH AND INSTALL:**

ALL TRENCHING & BACKFILL, MEETING APPLICABLE NVE STANDARD (RT-7, RT-8, OR RT-12).

- 3" PLASTIC CONDUIT, PER NVE U.G. STD. RC-1 AND RC-2.

3" PLASTIC CONDUIT BENDS (90°, 45°) WITH 36" MIN. RADIUS. (IF CONDUIT LENGTH IS UNDER 100')

3" RGS BENDS (90°, 45°) WITH 36" MINIMUM RADIUS, TAPED OR PVC COATED. (IF CONDUIT LENGTH IS OVER 100')

IF THE CUSTOMER CHOOSES TO INSTALL A STREET CROSSING, NVE REQUIRES A 4" CONDUIT PER SECONDARY CABLE, AND A 2" CONDUIT PER 1/0 CABLE.

- 2" DB120 PLASTIC CONDUIT (INCLUDING SWEEPS OR RISERS FOR HANDHOLES, TRANSFORMERS, PULLBOXES, ETC.).

2" SCH.40 PLASTIC CONDUIT BENDS (90°, 45°) WITH 48" MINIMUM RADIUS (IF CONDUIT LENGTH IS UNDER 500').

2" FIBERGLASS CONDUIT BENDS (90°, 45°) WITH 36" MINIMUM RADIUS (IF CONDUIT LENGTH IS OVER 500').

COUPLING FOR 2", 4", OR 6" CONDUITS (AS APPLICABLE).

ALL SERVICE CONDUIT - 2" MINIMUM DB60 PVC GRAY (RISER: RGS REQUIRED) WITH 5/32" POLYPROPYLENE PULL LINE WITH A MIN. BREAKING STRENGTH OF 1250 lbs.

17" X 30" HANDHOLE, PER NVE U.G. STD. RS-1 (WITH 8" COLLAR WHERE APPLICABLE).

- 2'-6" X 4' X 4' SPLICE PULLBOX PER NVE U.G. STD. RS-80.
- 3' X 7' X 4' PULLBOX PER NVE U.G. STD. RS-82.

PAD FOR (1) SINGLE PHASE RESIDENTIAL TRANSFORMER, PER NVE U.G. STD. RS-13 AND RS-5.

PAD FOR (2) SINGLE PHASE RESIDENTIAL TRANSFORMERS, PER NVE U.G. STD. RS-14 AND RS-5.

PAD FOR (1) SINGLE PHASE COMMERCIAL TRANSFORMER, PER NVE U.G. STD. RS-19 AND RS-5.

VEHICLE PROTECTIVE BARRIERS PER NVE U.G. STD. RS-6, WHERE APPLICABLE.

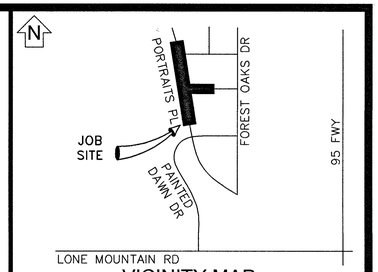

VICINITY MAP
(NOT TO SCALE)

EVERY EFFORT HAS BEEN MADE TO IDENTIFY ALL NVE FACILITIES. THE CUSTOMER SHALL CONFIRM THE EXISTENCE AND LOCATION OF THESE FACILITIES.

AVOID HITTING OVERHEAD POWER LINES. IT'S COSTLY.
CALL BEFORE YOU DO OVERHEAD
CALL 1-702-402-2929

Call before you Dig
Avoid cutting underground utility lines. It's costly.
CALL 811
OR
1-800-227-2600
AND CLARK COUNTY TRAFFIC OPERATIONS
1-702-455-6000

REVISIONS

NO.	DESCRIPTION	DATE	G.A.

MAINTENANCE

EXHIBIT 'A'

NVEnergy INFORMATION:
COORDINATOR: RON BILODEAU
PHONE: 702-402-6775
DESIGNER: DAVE SCHMITT D.F. --
DCA: N/A
INSPECTOR: 402-3008
STAND BY: 402-4114,402-4117,402-4118,402-4450
DISTRICT: LAS VEGAS NORTH
JPA INFORMATION:
JPA ADMIN PHONE: JPA#:
CUSTOMER INFORMATION:
APPLICANT: NVE
ENGINEER: N/A
CONTACT:
APPROVAL DATE:
GOVERNMENT INFORMATION:
AGENCY:
APPROVAL DATE:

FOR EACH SERVICE POINT (POINT OF DELIVERY), ENERGY FOR EACH TENANT SPACE WILL BE MEASURED THROUGH ONE WATTHOUR METER. ENERGY FOR ALL NON-TENANT SPACE WILL BE MEASURED THROUGH ONE WATTHOUR METER. CONTACT NVE METER OPERATIONS FOR MULTIPLE RATE CLASS INSTALLATIONS.

NVEnergy

CONSTRUCTION/INSPECTION REQUIREMENTS

WORK MUST CONFORM TO NVE ELECTRIC SERVICE STANDARDS, AVAILABLE AT: www.nvenergy.com/business/newconstruction/newconstructionS/servicestandards.cfm

NVE INSPECTOR MUST BE PRESENT TO INSPECT TRENCHING (SCHEDULE AT LEAST 72 HOURS IN ADVANCE) AT EACH OF THE FOLLOWING STAGES:
1. BOTTOM SAND AND CONDUIT INSTALLED
2. TOP SAND INSTALLED
3. BACKFILL INSTALLED

CONDUIT MUST BE MANDRELLED PRIOR TO RELEASE (COORDINATE WITH INSPECTOR).

NVE STAND BY CREW IS REQUIRED WHEN WORKING AT AN ENERGIZED VAULT OR TRANSFORMER. CALL STAND BY NUMBER (SEE TITLE BLOCK) TO SCHEDULE.

NVE ELECTRICAL INSTALLATION WILL NOT BE SCHEDULED UNTIL AFTER THE NVE INSPECTOR HAS COMPLETED THE OFFICIAL RELEASE.

METER(S) WILL NOT BE SET UNTIL ALL OF THE FOLLOWING ARE COMPLETE:
- (INSTRUMENT-RATED ONLY) METERING EQUIPMENT HAS BEEN SUBMITTED TO NVE METERING ENGINEER AND APPROVED. (submittals_southern@nvenergy.com)
- APPLICATION FOR METER SET HAS BEEN SUBMITTED TO NVE'S NEW DEVELOPMENT CENTER. FORM AVAILABLE AT: www.nvenergy.com/brochures_arch/new_construction/meter_set.pdf
- THE LOCAL BUILDING AUTHORITY HAS INSPECTED AND APPROVED THE METERING EQUIPMENT.
- METERING EQUIPMENT IS ACCESSIBLE AND CLEARLY IDENTIFIED WITH PERMANENT MARKINGS. ADDRESSES, SUITE NUMBERS, AND STREET SIGNS ARE POSTED IN PERMANENT LOCATIONS (SEE RPI-G).

TRACK PROJECT STATUS ONLINE WITH NVE'S DEVELOPER DASHBOARD: www.nvenergy.com/business/newconstruction/newconstructionS/developerdashboard.cfm

PURPOSE OF PROJECT
PRIMARY RETRENCH BETWEEN
FC262 & PMWW579

MAINTENANCE PROJECTS REQUIRE THE USE OF SCHEDULE 40 FOR ALL 2", 3", & 4" CONDUIT. D.B. 60 IS REQUIRED FOR ALL 6"CONDUIT. IF COILABLE CONDUIT IS USED, IT MUST BE H.D.P.E. WITHOUT RE-GROUND MATERIALS.

RTC NOTES:
BACKFILL AND RIGHT OF WAY RESTORATION SHALL CONFORM TO CLARK COUNTY UNIFORM STANDARD DRAWINGS

1	500.1	0 TO 5 YEARS PAVEMENT RESTORATION LONGITUDINAL CUT
2	500.2	0 TO 5 YEARS PAVEMENT RESTORATION TRANSVERSE CUT
3	500.3	OVER 5 YEARS PAVEMENT RESTORATION LONGITUDINAL CUT. GREATER THAN 60' R.O.W
4	500.4	OVER 5 YRS PAVEMENT RESTORATION LONGITUDINAL CUT. 60' R.O.W OR LESS
5	500.5	OVER 5 YRS PAVEMENT RESTORATION TRANSVERSE ALL R.O.W WIDTHS
6	501	TYPICAL UNDERGROUND UTILITY LOCATIONS IN RESIDENTIAL STREETS 60' OR LESS R.O.W.
7	501.1	TYPICAL UTILITY UNDERGROUND LOCATIONS IN STREETS WITH GREATER THAN 60' R.O.W.
8	503	METHOD B FOR RIGID AND FLEXIBLE PIPE TRENCH BACKFILL - PAVED AREAS
9	503.1	METHOD A FOR FLEXIBLE PIPE TRENCH BACKFILL - PAVED AREAS
10	503.2	METHOD A FOR RIGID PIPE TRENCH BACKFILL - PAVED AREAS
11	BACKFILL IN UNPAVED AREA AS REQUIRED BY LOCAL CODE OR AS APPROVED BY AGENCY.	
12	234	SIDEWALK

PRIVATE PROPERTY
NO PERMIT NEEDED

PRI RET -LA MADRE
7913 PAINTED SUNSET DR
PORTRAITS PL

PROJ. ID: 3002061346	SCALE: 1" = 30'
SHEET # 5 OF 25	DATE: 05/15/2018

am029752
1/5/2019 2:49 PM

Sharing of this drawing and the information contained herein shall be only to individuals/parties who have entered into an agreement with Applicant for the completion of work associated with this specific project. Use for purposes other than this specific project requires the written consent of NV Energy.

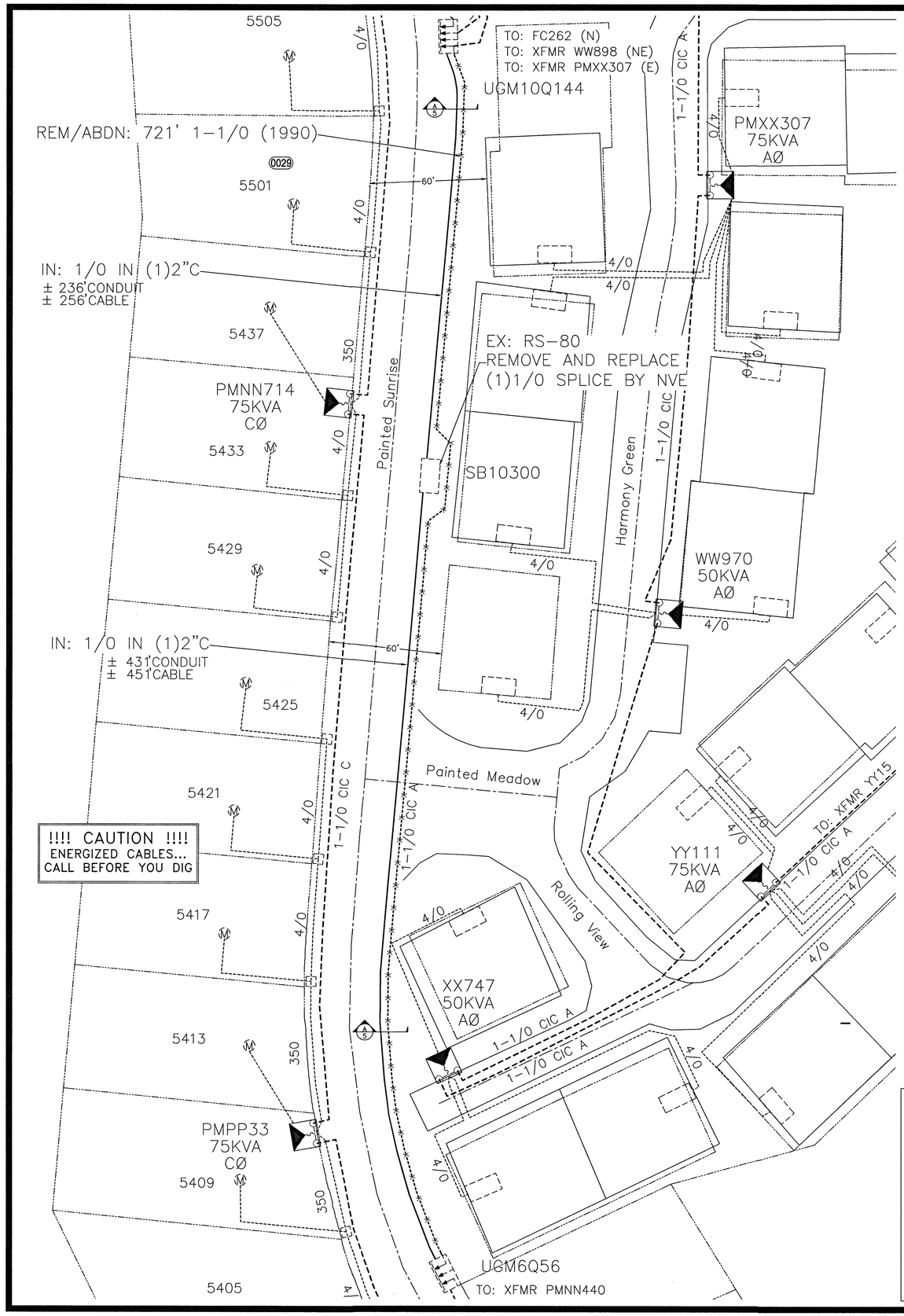

PURPOSE OF PROJECT
PRIMARY RETRENCH BETWEEN
UGM10Q144 & UGM6Q56

MAINTENANCE PROJECTS REQUIRE THE USE OF SCHEDULE 40 FOR ALL 2", 3", & 4" CONDUIT. D.B. 60 IS REQUIRED FOR ALL 6"CONDUIT. IF COILABLE CONDUIT IS USED, IT MUST BE H.D.P.E. WITHOUT RE-GROUND MATERIALS.

NOTE: PRIOR TO THE START OF TRENCHING CALL ALI MOHAMED AT 702-912-9409 OR RICK BEAN AT 702-378-1377 TO ARRANGE A FIELD MEETING.

N

T,R,S: 1960-33
APN: 12533512002

RETRENCH

EXIST. NEW **NVE WORK AND SERVICES TO CONSIST OF:**

- 1/0 TRIPLEX, 15 KV AL PRIMARY CABLE IN 4" PLASTIC CONDUIT.
- 1/0, 15 KV AL PRIMARY CABLE IN 2" PLASTIC CONDUIT.
- INSTALL NEW CABLE IN EXISTING VACANT CONDUIT.
- EX.500 500 — 500 MCM TRIPLEX SECONDARY CABLE IN 4" PLASTIC CONDUIT (CONDUIT BY CONTRACTOR).
- EX.350 350 — 350 MCM TRIPLEX SECONDARY CABLE, CABLE IN CONDUIT.
- EX.4/0 4/0 — 4/0 AWG TRIPLEX SECONDARY CABLE, CABLE IN CONDUIT.
- EX.2/0 2/0 — 2/0 AWG TRIPLEX SECONDARY CABLE, CABLE IN CONDUIT.
- CONDUIT LOCATING DEVICE 18" ABOVE STUBOUT.
- SINGLE PHASE PRIMARY POLE RISER PER NVE U.G. STD. OEP-105.
- THREE PHASE PRIMARY POLE RISER PER NVE U.G. STD. OEP-106.
- SECONDARY RISER PER NVE U.G. STD. SSP-2.
- SINGLE PHASE RESIDENTIAL PADMOUNTED TRANSFORMER WITH SIZE AS NOTED, 7200-120/240V, PER NVE U.G. STD. UT-113.
- (2) SINGLE PHASE RESIDENTIAL COMMERCIAL TRANSFORMERS WITH SIZE AS NOTED, 7200-120/240V, CONNECT OPEN WYE-OPEN DELTA FOR THREE PHASE 120-240V SERVICE, PER NVE U.G. STD. UT-115, WHERE APPLICABLE.
- TERMINATION OF ALL MODULES, MAKES, SPLICES AND FINAL CONNECTIONS.
- NVE TO PROVIDE 6" TO (3)2" REDUCERS.
- NVE TO PROVIDE 4" TO (1)2" REDUCERS.
- NVE TO COIL PRIMARY CABLE IN PULLBOX FOR FUTURE SPLICES, WHERE APPLICABLE.
- NVE TO CUT EXISTING CONDUIT AND TERMINATE PRIMARY CABLES ON THE LOAD BREAK MODULE, WHERE APPLICABLE.
- 100 FEET OUTSIDE RESIDENTIAL DEVELOPMENT MARKER. DCA TO PAY CONDUIT AND RISER COSTS INSIDE OF MARKER. CUSTOMER RESPONSIBLE FOR COSTS OUTSIDE MARKER.

CUSTOMER RESPONSIBILITY } DCA RESPONSIBILITY

EXIST. NEW **CONTRACTOR TO FURNISH AND INSTALL:**

- ALL TRENCHING & BACKFILL, MEETING APPLICABLE NVE STANDARD (RT-7, RT-8, OR RT-12).
- 3" PLASTIC CONDUIT, PER NVE U.G. STD. RC-1 AND RC-2.
- 3" PLASTIC CONDUIT BENDS (90°, 45°) WITH 36" MIN. RADIUS. (IF CONDUIT LENGTH IS UNDER 100')
- 3" RGS BENDS (90°, 45°) WITH 36" MINIMUM RADIUS, TAPED OR PVC COATED. (IF CONDUIT LENGTH IS OVER 100')
- IF THE CUSTOMER CHOOSES TO INSTALL A STREET CROSSING, NVE REQUIRES A 4" CONDUIT PER SECONDARY CABLE, AND A 2" CONDUIT PER 1/0 CABLE.
- 2" DB120 PLASTIC CONDUIT (INCLUDING SWEEPS OR RISERS FOR HANDHOLES, TRANSFORMERS, PULLBOXES, ETC.).
- 2" SCH.40 PLASTIC CONDUIT BENDS (90°, 45°) WITH 48" MINIMUM RADIUS (IF CONDUIT LENGTH IS UNDER 500').
- 2" FIBERGLASS CONDUIT BENDS (90°, 45°) WITH 36" MINIMUM RADIUS (IF CONDUIT LENGTH IS OVER 500').
- COUPLING FOR 2", 4", OR 6" CONDUITS (AS APPLICABLE).
- ALL SERVICE CONDUIT - 2" MINIMUM DB60 PVC GRAY (RISER: RGS REQUIRED) WITH 5/32" POLYPROPYLENE PULL LINE WITH A MIN. BREAKING STRENGTH OF 1250 lbs.
- 17" X 30" HANDHOLE, PER NVE U.G. STD. RS-1 (WITH 8" COLLAR WHERE APPLICABLE).
- 2'-6" X 4' X 4' SPLICE PULLBOX PER NVE U.G. STD. RS-80.
- 3' X 7' X 4' PULLBOX PER NVE U.G. STD. RS-82.
- PAD FOR (1) SINGLE PHASE RESIDENTIAL TRANSFORMER, PER NVE U.G. STD. RS-13 AND RS-5.
- PAD FOR (2) SINGLE PHASE RESIDENTIAL TRANSFORMERS, PER NVE U.G. STD. RS-14 AND RS-5.
- PAD FOR (1) SINGLE PHASE COMMERCIAL TRANSFORMER, PER NVE U.G. STD. RS-19 AND RS-5.
- VEHICLE PROTECTIVE BARRIERS PER NVE U.G. STD. RS-6, WHERE APPLICABLE.

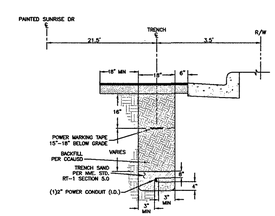

TRENCH DETAIL
SECTION " A "

CONSTRUCTION/INSPECTION REQUIREMENTS

WORK MUST CONFORM TO NVE ELECTRIC SERVICE STANDARDS, AVAILABLE AT: www.nvenergy.com/business/newconstruction/newconstructionS/servicestandards.cfm

NVE INSPECTOR MUST BE PRESENT TO INSPECT TRENCHING (SCHEDULE AT LEAST 72 HOURS IN ADVANCE) AT EACH OF THE FOLLOWING STAGES:
1. BOTTOM SAND AND CONDUIT INSTALLED
2. TOP SAND INSTALLED
3. BACKFILL INSTALLED

CONDUIT MUST BE MANDRELLED PRIOR TO RELEASE (COORDINATE WITH INSPECTOR).

NVE STAND BY CREW IS REQUIRED WHEN WORKING AT AN ENERGIZED VAULT OR TRANSFORMER. CALL STAND BY NUMBER (SEE TITLE BLOCK) TO SCHEDULE.

NVE ELECTRICAL INSTALLATION WILL NOT BE SCHEDULED UNTIL AFTER THE NVE INSPECTOR HAS COMPLETED THE OFFICIAL RELEASE.

METER(S) WILL NOT BE SET UNTIL ALL OF THE FOLLOWING ARE COMPLETE:
- [INSTRUMENT-RATED ONLY] METERING EQUIPMENT HAS BEEN SUBMITTED TO NVE METERING ENGINEER AND APPROVED. (submittals_southern@nvenergy.com)
- APPLICATION FOR METER SET HAS BEEN SUBMITTED TO NVE'S NEW DEVELOPMENT CENTER. FORM AVAILABLE AT: www.nvenergy.com/brochures_arch/new_construction/meter_set.pdf
- THE LOCAL BUILDING AUTHORITY HAS INSPECTED AND APPROVED THE METERING EQUIPMENT.
- METERING EQUIPMENT IS ACCESSIBLE AND CLEARLY IDENTIFIED WITH PERMANENT MARKINGS. ADDRESSES, SUITE NUMBERS, AND STREET SIGNS ARE POSTED IN PERMANENT LOCATIONS (SEE RPI-0).

TRACK PROJECT STATUS ONLINE WITH NVE'S DEVELOPER DASHBOARD: www.nvenergy.com/business/newconstruction/newconstructionS/developerdashboard.cfm

RTC NOTES:

BACKFILL AND RIGHT OF WAY RESTORATION SHALL CONFORM TO CLARK COUNTY UNIFORM STANDARD DRAWINGS

1	500.1	0 TO 5 YEARS PAVEMENT RESTORATION LONGITUDINAL CUT
2	500.2	0 TO 5 YEARS PAVEMENT RESTORATION TRANSVERSE CUT
3	500.3	OVER 5 YEARS PAVEMENT RESTORATION LONGITUDINAL CUT. GREATER THAN 60' R.O.W
4	500.4	OVER 5 YRS PAVEMENT RESTORATION LONGITUDINAL CUT. 60' R.O.W OR LESS
5	500.5	OVER 5 YRS PAVEMENT RESTORATION TRANSVERSE ALL R.O.W WIDTHS
6	501	TYPICAL UNDERGROUND UTILITY LOCATIONS IN RESIDENTIAL STREETS 60' OR LESS R.O.W.
7	501.1	TYPICAL UTILITY UNDERGROUND LOCATIONS IN STREETS WITH GREATER THAN 60' R.O.W.
8	503	METHOD B FOR RIGID AND FLEXIBLE PIPE TRENCH BACKFILL - PAVED AREAS
9	503.1	METHOD A FOR FLEXIBLE PIPE TRENCH BACKFILL - PAVED AREAS
10	503.2	METHOD A FOR RIGID PIPE TRENCH BACKFILL - PAVED AREAS
11		BACKFILL IN UNPAVED AREA AS REQUIRED BY LOCAL CODE OR AS APPROVED BY AGENCY.
12	234	SIDEWALK

PRIVATE PROPERTY
NO PERMIT NEEDED

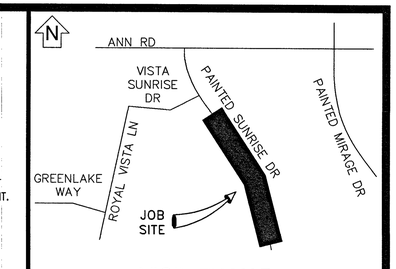

VICINITY MAP

(NOT TO SCALE)

EVERY EFFORT HAS BEEN MADE TO IDENTIFY ALL NVE FACILITIES. THE CUSTOMER SHALL CONFIRM THE EXISTENCE AND LOCATION OF THESE FACILITIES.

AVOID HITTING OVERHEAD POWER LINES. IT'S COSTLY.
CALL BEFORE YOU DO OVERHEAD
CALL 1-702-402-2929

Call before you Dig
Avoid cutting underground utility lines. It's costly.
CALL 811
OR
1-800-227-2600
AND CLARK COUNTY TRAFFIC OPERATIONS
1-702-455-6000

REVISIONS

NO.	DESCRIPTION	DATE	G.A.

MAINTENANCE

EXHIBIT 'A'

NVEnergy INFORMATION:
COORDINATOR: RON BILODEAU
PHONE: 702-402-6775
DESIGNER: DAVE SCHMITT D.F. --
DCA: N/A
INSPECTOR: 402-3008
STAND BY: 402-4114,402-4117,402-4118,402-4450
DISTRICT: LAS VEGAS NORTH

JPA INFORMATION:
JPA ADMIN PHONE: JPA#:

CUSTOMER INFORMATION:
APPLICANT: NVE
ENGINEER: N/A
CONTACT:
APPROVAL DATE:

GOVERNMENT INFORMATION:
AGENCY:
APPROVAL DATE:

FOR EACH SERVICE POINT (POINT OF DELIVERY), ENERGY FOR EACH TENANT SPACE WILL BE MEASURED THROUGH ONE WATTHOUR METER. ENERGY FOR ALL NON-TENANT SPACE WILL BE MEASURED THROUGH ONE WATTHOUR METER. CONTACT NVE METER OPERATIONS FOR MULTIPLE RATE CLASS INSTALLATIONS.

NVEnergy

PRI RET -LA MADRE
7913 PAINTED SUNSET DR
PAINTED SUNSET DR

PROJ. ID: 3002061346	SCALE: 1" = 30'
SHEET # 6 OF 25	DATE: 05/15/2018

om29752
1/5/2019 2:49 PM

Sharing of this drawing and the information contained herein shall be only to individuals/parties who have entered into an agreement with Applicant for the completion of work associated with this specific project. Use for purposes other than this specific project requires the written consent of NV Energy.

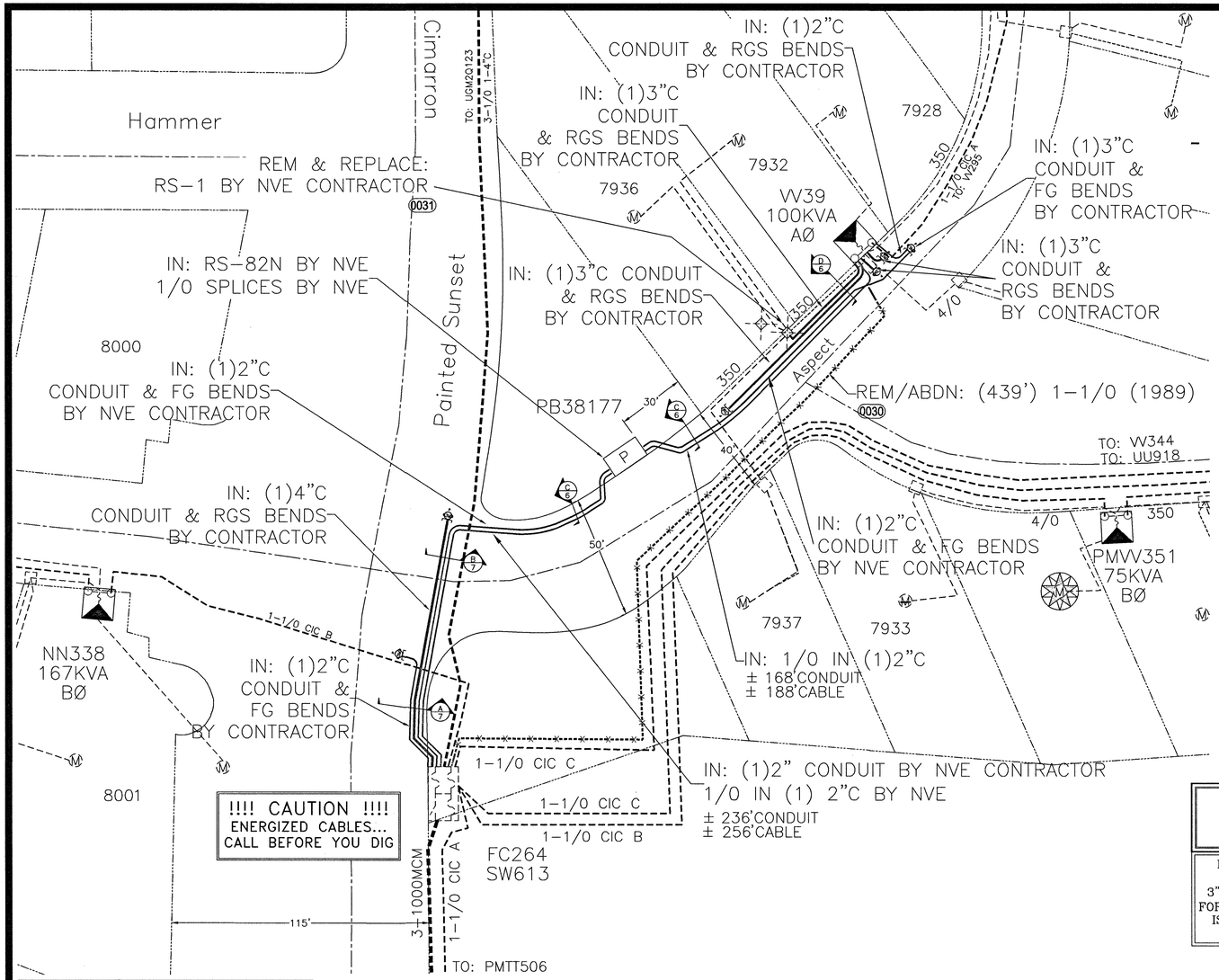

NOTE: PRIOR TO THE START OF TRENCHING CALL ALI MOHAMED AT 702-912-9409 OR RICK BEAN AT 702-378-1377 TO ARRANGE A FIELD MEETING.

T,R,S: 1960-33

APN: 12533610002

RETRENCH

EXIST. NEW **NVE WORK AND SERVICES TO CONSIST OF:**

- 1/0 TRIPLEX, 15 KV AL PRIMARY CABLE IN 4" PLASTIC CONDUIT.
- 1/0, 15 KV AL PRIMARY CABLE IN 2" PLASTIC CONDUIT.
- INSTALL NEW CABLE IN EXISTING VACANT CONDUIT.
- EX.500 500: 500 MCM TRIPLEX SECONDARY CABLE IN 4" PLASTIC CONDUIT (CONDUIT BY CONTRACTOR).
- EX.350 350: 350 MCM TRIPLEX SECONDARY CABLE, CABLE IN CONDUIT.
- EX.4/0 4/0: 4/0 AWG TRIPLEX SECONDARY CABLE, CABLE IN CONDUIT.
- EX.2/0 2/0: 2/0 AWG TRIPLEX SECONDARY CABLE, CABLE IN CONDUIT.
- CONDUIT LOCATING DEVICE 18" ABOVE STUBOUT.
- SINGLE PHASE PRIMARY POLE RISER PER NVE U.G. STD. OEP-105.
- THREE PHASE PRIMARY POLE RISER PER NVE U.G. STD. OEP-106.
- SECONDARY RISER PER NVE U.G. STD. SSP-2.
- SINGLE PHASE RESIDENTIAL PADMOUNTED TRANSFORMER WITH SIZE AS NOTED, 7200-120/240V, PER NVE U.G. STD. UT-113.
- (2) SINGLE PHASE RESIDENTIAL COMMERCIAL TRANSFORMERS WITH SIZE AS NOTED, 7200-120/240V, CONNECT OPEN WYE-OPEN DELTA FOR THREE PHASE 120-240V SERVICE, PER NVE U.G. STD. UT-115, WHERE APPLICABLE.
- TERMINATION OF ALL MODULES, MAKES, SPLICES AND FINAL CONNECTIONS.
- NVE TO PROVIDE 6" TO (3)2" REDUCERS.
- NVE TO PROVIDE 4" TO (1)2" REDUCERS.
- NVE TO COIL PRIMARY CABLE IN PULLBOX FOR FUTURE SPLICES, WHERE APPLICABLE.
- NVE TO CUT EXISTING CONDUIT AND TERMINATE PRIMARY CABLES ON THE LOAD BREAK MODULE, WHERE APPLICABLE.
- 100 FEET OUTSIDE RESIDENTIAL DEVELOPMENT MARKER. DCA TO PAY CONDUIT AND RISER COSTS INSIDE OF MARKER. CUSTOMER RESPONSIBLE FOR COSTS OUTSIDE MARKER.

CUSTOMER RESPONSIBILITY [DCA RESPONSIBILITY

EXIST. NEW **CONTRACTOR TO FURNISH AND INSTALL:**

ALL TRENCHING & BACKFILL, MEETING APPLICABLE NVE STANDARD (RT-7, RT-8, OR RT-12).

- 3" PLASTIC CONDUIT, PER NVE U.G. STD. RC-1 AND RC-2.
- 3" PLASTIC CONDUIT BENDS (90°, 45°) WITH 36" MIN. RADIUS. (IF CONDUIT LENGTH IS UNDER 100')
- 3" RGS BENDS (90°, 45°) WITH 36" MINIMUM RADIUS, TAPED OR PVC COATED. (IF CONDUIT LENGTH IS OVER 100')
- IF THE CUSTOMER CHOOSES TO INSTALL A STREET CROSSING, NVE REQUIRES A 4" CONDUIT PER SECONDARY CABLE, AND A 2" CONDUIT PER 1/0 CABLE.
- 2" DB120 PLASTIC CONDUIT (INCLUDING SWEEPS OR RISERS FOR HANDHOLES, TRANSFORMERS, PULLBOXES, ETC.).
- 2" SCH.40 PLASTIC CONDUIT BENDS (90°, 45°) WITH 48" MINIMUM RADIUS (IF CONDUIT LENGTH IS UNDER 500').
- 2" FIBERGLASS CONDUIT BENDS (90°, 45°) WITH 36" MINIMUM RADIUS (IF CONDUIT LENGTH IS OVER 500').
- COUPLING FOR 2", 4", OR 6" CONDUITS (AS APPLICABLE).
- ALL SERVICE CONDUIT - 2" MINIMUM DB60 PVC GRAY (RISER: RGS REQUIRED) WITH 5/32" POLYPROPYLENE PULL LINE WITH A MIN. BREAKING STRENGTH OF 1250 lbs.
- 17" X 30" HANDHOLE, PER NVE U.G. STD. RS-1 (WITH 8" COLLAR WHERE APPLICABLE).
- 2'-6" X 4' X 4' SPLICE PULLBOX PER NVE U.G. STD. RS-80.
- 3' X 7' X 4' PULLBOX PER NVE U.G. STD. RS-82.
- PAD FOR (1) SINGLE PHASE RESIDENTIAL TRANSFORMER, PER NVE U.G. STD. RS-13 AND RS-5.
- PAD FOR (2) SINGLE PHASE RESIDENTIAL TRANSFORMERS, PER NVE U.G. STD. RS-14 AND RS-5.
- PAD FOR (1) SINGLE PHASE COMMERCIAL TRANSFORMER, PER NVE U.G. STD. RS-19 AND RS-5.
- VEHICLE PROTECTIVE BARRIERS PER NVE U.G. STD. RS-6, WHERE APPLICABLE.

PURPOSE OF PROJECT
PRIMARY RETRENCH BETWEEN
W39 & FC264

MAINTENANCE PROJECTS REQUIRE THE USE OF SCHEDULE 40 FOR ALL 2", 3", & 4" CONDUIT. D.B. 60 IS REQUIRED FOR ALL 6"CONDUIT. IF COILABLE CONDUIT IS USED, IT MUST BE H.D.P.E. WITHOUT RE-GROUND MATERIALS.

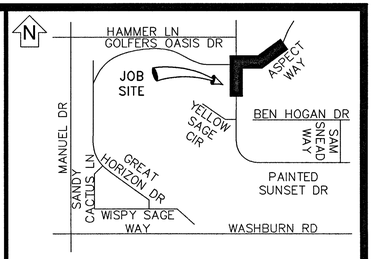

VICINITY MAP

(NOT TO SCALE)

EVERY EFFORT HAS BEEN MADE TO IDENTIFY ALL NVE FACILITIES. THE CUSTOMER SHALL CONFIRM THE EXISTENCE AND LOCATION OF THESE FACILITIES.

AVOID HITTING OVERHEAD POWER LINES. IT'S COSTLY.

CALL 1-702-402-2929

Call before you Dig
Avoid cutting underground utility lines. It's costly.
CALL 811
OR
1-800-227-2600
AND CLARK COUNTY TRAFFIC OPERATIONS
1-702-455-6000

REVISIONS

NO.	DESCRIPTION	DATE	G.A.

MAINTENANCE

EXHIBIT 'A'

NVEnergy INFORMATION:
COORDINATOR: RON BILODEAU
PHONE: 702-402-6775
DESIGNER: DAVE SCHMITT D.F. --
DCA: N/A
INSPECTOR: 402-3008
STAND BY: 402-4114,402-4117,402-4118,402-4450
DISTRICT: LAS VEGAS NORTH
JPA INFORMATION:
JPA ADMIN PHONE: JPA#:
CUSTOMER INFORMATION:
APPLICANT: NVE
ENGINEER: N/A
CONTACT:
APPROVAL DATE:
GOVERNMENT INFORMATION:
AGENCY:
APPROVAL DATE:

FOR EACH SERVICE POINT (POINT OF DELIVERY), ENERGY FOR EACH TENANT SPACE WILL BE MEASURED THROUGH ONE WATTHOUR METER. ENERGY FOR ALL NON-TENANT SPACE WILL BE MEASURED THROUGH ONE WATTHOUR METER. CONTACT NVE METER OPERATIONS FOR MULTIPLE RATE CLASS INSTALLATIONS.

NVEnergy

am29752

CONSTRUCTION/INSPECTION REQUIREMENTS

WORK MUST CONFORM TO NVE ELECTRIC SERVICE STANDARDS, AVAILABLE AT: www.nvenergy.com/business/newconstruction/newconstructionS/servicestandards.cfm

NVE INSPECTOR MUST BE PRESENT TO INSPECT TRENCHING (SCHEDULE AT LEAST 72 HOURS IN ADVANCE) AT EACH OF THE FOLLOWING STAGES:
1. BOTTOM SAND AND CONDUIT INSTALLED
2. TOP SAND INSTALLED
3. BACKFILL INSTALLED

CONDUIT MUST BE MANDRELLED PRIOR TO RELEASE (COORDINATE WITH INSPECTOR).

NVE STAND BY CREW IS REQUIRED WHEN WORKING AT AN ENERGIZED VAULT OR TRANSFORMER. CALL STAND BY NUMBER (SEE TITLE BLOCK) TO SCHEDULE.

NVE ELECTRICAL INSTALLATION WILL NOT BE SCHEDULED UNTIL AFTER THE NVE INSPECTOR HAS COMPLETED THE OFFICIAL RELEASE.

METER(S) WILL NOT BE SET UNTIL ALL OF THE FOLLOWING ARE COMPLETE:
- [INSTRUMENT-RATED ONLY] METERING EQUIPMENT HAS BEEN SUBMITTED TO NVE METERING ENGINEER AND APPROVED. (submittals_southern@nvenergy.com)
- APPLICATION FOR METER SET HAS BEEN SUBMITTED TO NVE'S NEW DEVELOPMENT CENTER. FORM AVAILABLE AT: www.nvenergy.com/brochures_arch/new_construction/meter_set.pdf
- THE LOCAL BUILDING AUTHORITY HAS INSPECTED AND APPROVED THE METERING EQUIPMENT.
- METERING EQUIPMENT IS ACCESSIBLE AND CLEARLY IDENTIFIED WITH PERMANENT MARKINGS. ADDRESSES, SUITE NUMBERS, AND STREET SIGNS ARE POSTED IN PERMANENT LOCATIONS (SEE RR1-6).

TRACK PROJECT STATUS ONLINE WITH NVE'S DEVELOPER DASHBOARD: www.nvenergy.com/business/newconstruction/newconstructionS/developerdashboard.cfm

RTC NOTES:

BACKFILL AND RIGHT OF WAY RESTORATION SHALL CONFORM TO CLARK COUNTY UNIFORM STANDARD DRAWINGS

1	500.1	0 TO 5 YEARS PAVEMENT RESTORATION LONGITUDINAL CUT
2	500.2	0 TO 5 YEARS PAVEMENT RESTORATION TRANSVERSE CUT
3	500.3	OVER 5 YEARS PAVEMENT RESTORATION LONGITUDINAL CUT. GREATER THAN 60' R.O.W
4	500.4	OVER 5 YRS PAVEMENT RESTORATION LONGITUDINAL CUT. 60' R.O.W OR LESS
5	500.5	OVER 5 YRS PAVEMENT RESTORATION TRANSVERSE ALL R.O.W WIDTHS
6	501	TYPICAL UNDERGROUND UTILITY LOCATIONS IN RESIDENTIAL STREETS 60' OR LESS R.O.W.
7	501.1	TYPICAL UTILITY UNDERGROUND LOCATIONS IN STREETS WITH GREATER THAN 60' R.O.W.
8	503	METHOD B FOR RIGID AND FLEXIBLE PIPE TRENCH BACKFILL - PAVED AREAS
9	503.1	METHOD A FOR FLEXIBLE PIPE TRENCH BACKFILL - PAVED AREAS
10	503.2	METHOD A FOR RIGID PIPE TRENCH BACKFILL - PAVED AREAS
11	BACKFILL IN UNPAVED AREA AS REQUIRED BY LOCAL CODE OR AS APPROVED BY AGENCY.	
12	234	SIDEWALK

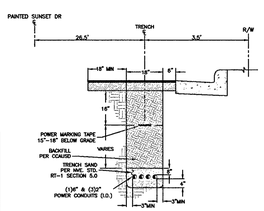

TRENCH DETAIL
(1)4" & (2)2" POWER CONDUITS (I.D.)
SECTION " A "

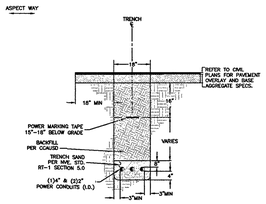

TRENCH DETAIL
(1)4" & (2)2" POWER CONDUITS (I.D.)
SECTION " B "

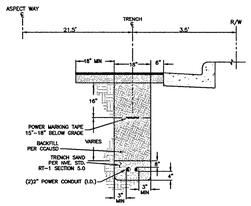

TRENCH DETAIL
SECTION " C "

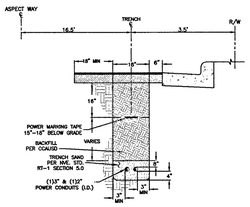

TRENCH DETAIL
(1)3" & (1)2" POWER CONDUITS (I.D.)
SECTION " D "

PRIVATE PROPERTY
NO PERMIT NEEDED

PRI RET -LA MADRE
7913 PAINTED SUNSET DR
ASPECT WAY

PROJ. ID: 3002061346	SCALE: 1" = 30'
SHEET # 7 OF 25	DATE: 05/15/2018

1/5/2019 2:49 PM

Sharing of this drawing and the information contained herein shall be only to individuals/parties who have entered into an agreement with Applicant for the completion of work associated with this specific project. Use for purposes other than this specific project requires the written consent of NV Energy.

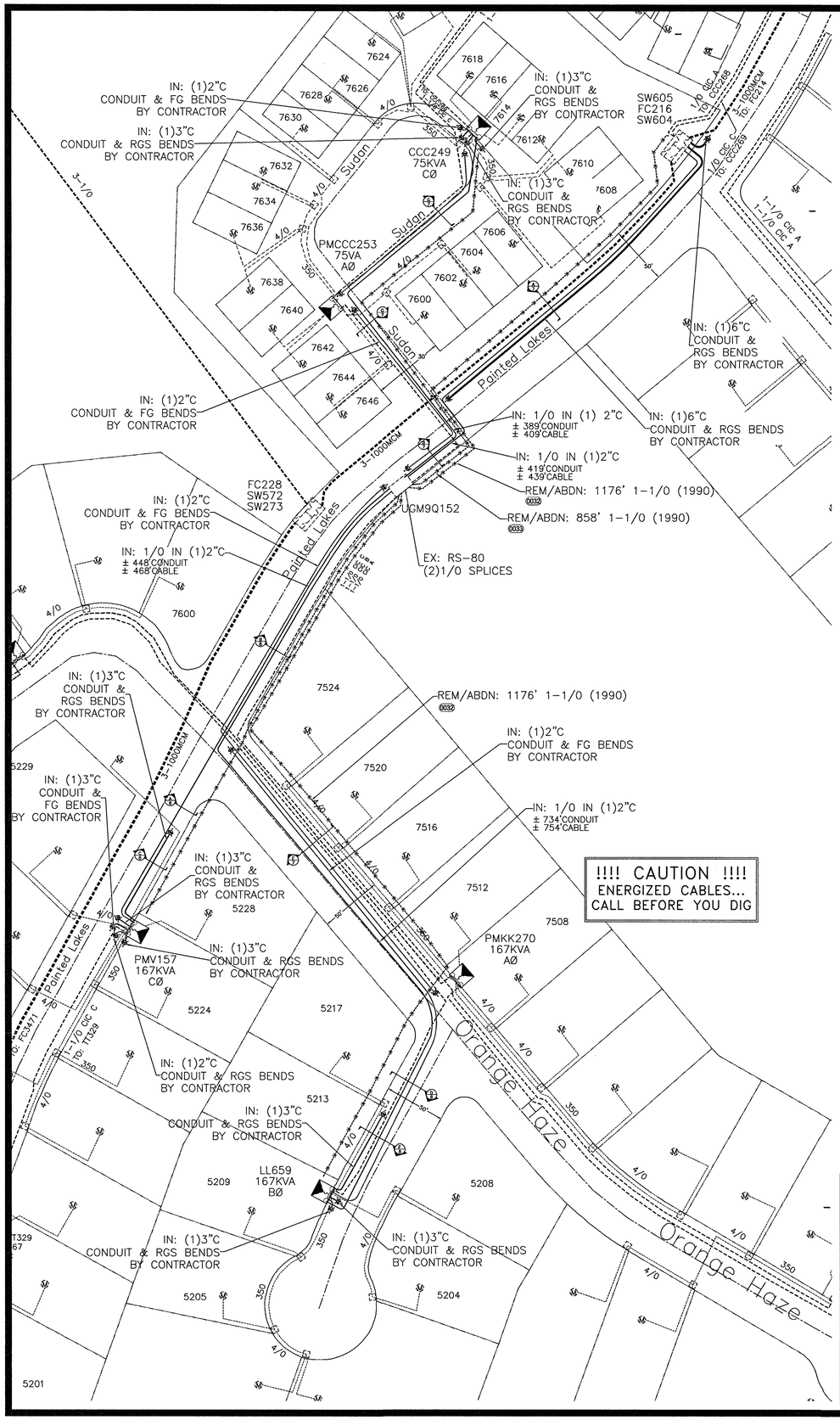

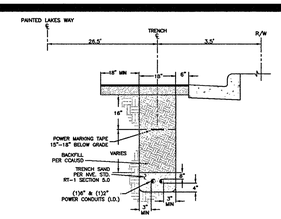
TRENCH DETAIL
(1)6" & (1)2" POWER CONDUITS (I.D.)
SECTION " A "

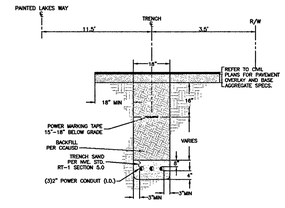
TRENCH DETAIL
(3)2" POWER CONDUIT (I.D.)
SECTION " B "

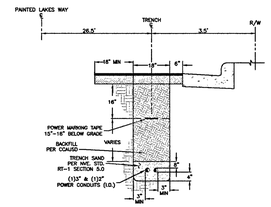
TRENCH DETAIL
(1)3" & (1)2" POWER CONDUITS (I.D.)
SECTION " C "

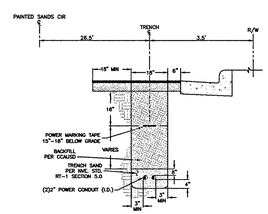
TRENCH DETAIL
(3)2" POWER CONDUIT (I.D.)
SECTION " D "

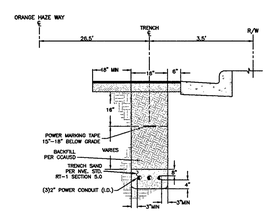
TRENCH DETAIL
(3)2" POWER CONDUIT (I.D.)
SECTION " E "

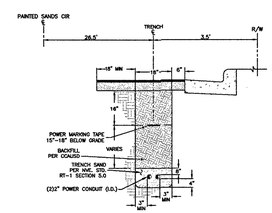
TRENCH DETAIL
(3)2" POWER CONDUIT (I.D.)
SECTION " F "

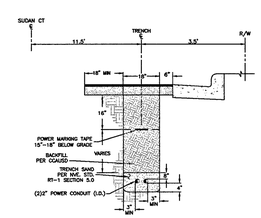
TRENCH DETAIL
(3)2" POWER CONDUIT (I.D.)
SECTION " G "

PURPOSE OF PROJECT
PRIMARY RETRENCH BETWEEN
UGM27Q30 & FF864

MAINTENANCE PROJECTS REQUIRE THE USE OF SCHEDULE 40 FOR ALL 2", 3", & 4" CONDUIT. D.B. 60 IS REQUIRED FOR ALL 6"CONDUIT. IF COILABLE CONDUIT IS USED, IT MUST BE H.D.P.E. WITHOUT RE-GROUND MATERIALS.

NOTE: PRIOR TO THE START OF TRENCHING CALL ALI MOHAMED AT 702-912-9409 OR RICK BEAN AT 702-378-1377 TO ARRANGE A FIELD MEETING.

T,R,S: 1960-33
APN: 12534219022

RETRENCH

EXIST. NEW

NVE WORK AND SERVICES TO CONSIST OF:

1/0 TRIPLEX, 15 KV AL PRIMARY CABLE IN 4" PLASTIC CONDUIT.
1/0, 15 KV AL PRIMARY CABLE IN 2" PLASTIC CONDUIT.
INSTALL NEW CABLE IN EXISTING VACANT CONDUIT.
EX.500 500 — 500 MCM TRIPLEX SECONDARY CABLE IN 4" PLASTIC CONDUIT (CONDUIT BY CONTRACTOR).
EX.350 350 — 350 MCM TRIPLEX SECONDARY CABLE, CABLE IN CONDUIT.
EX.4/0 4/0 — 4/0 AWG TRIPLEX SECONDARY CABLE, CABLE IN CONDUIT.
EX.2/0 2/0 — 2/0 AWG TRIPLEX SECONDARY CABLE, CABLE IN CONDUIT.
CONDUIT LOCATING DEVICE 18" ABOVE STUBOUT.
SINGLE PHASE PRIMARY POLE RISER PER NVE U.G. STD. OEP-105.
THREE PHASE PRIMARY POLE RISER PER NVE U.G. STD. OEP-106.
SECONDARY RISER PER NVE U.G. STD. SSP-2.
SINGLE PHASE RESIDENTIAL PADMOUNTED TRANSFORMER WITH SIZE AS NOTED, 7200-120/240V, PER NVE U.G. STD. UT-113.
(2) SINGLE PHASE RESIDENTIAL COMMERCIAL TRANSFORMERS WITH SIZE AS NOTED, 7200-120/240V, CONNECT OPEN WYE-OPEN DELTA FOR THREE PHASE 120-240V SERVICE, PER NVE U.G. STD. UT-115, WHERE APPLICABLE.
TERMINATION OF ALL MODULES, MAKES, SPLICES AND FINAL CONNECTIONS.
NVE TO PROVIDE 6" TO (3)2" REDUCERS.
NVE TO PROVIDE 4" TO (1)2" REDUCERS.
NVE TO COIL PRIMARY CABLE IN PULLBOX FOR FUTURE SPLICES, WHERE APPLICABLE.
NVE TO CUT EXISTING CONDUIT AND TERMINATE PRIMARY CABLES ON THE LOAD BREAK MODULE, WHERE APPLICABLE.
100 FEET OUTSIDE RESIDENTIAL DEVELOPMENT MARKER. DCA TO PAY CONDUIT AND RISER COSTS INSIDE OF MARKER. CUSTOMER RESPONSIBLE FOR COSTS OUTSIDE MARKER.
CUSTOMER RESPONSIBILITY | DCA RESPONSIBILITY

CONTRACTOR TO FURNISH AND INSTALL:

ALL TRENCHING & BACKFILL, MEETING APPLICABLE NVE STANDARD (RT-7, RT-8, OR RT-12).
3" PLASTIC CONDUIT, PER NVE U.G. STD. RC-1 AND RC-2.
3" PLASTIC CONDUIT BENDS (90°, 45°) WITH 36" MIN. RADIUS. (IF CONDUIT LENGTH IS UNDER 100')
3" RGS BENDS (90°, 45°) WITH 36" MINIMUM RADIUS, TAPED OR PVC COATED. (IF CONDUIT LENGTH IS OVER 100')
IF THE CUSTOMER CHOOSES TO INSTALL A STREET CROSSING, NVE REQUIRES A 4" CONDUIT PER SECONDARY CABLE, AND A 2" CONDUIT PER 1/0 CABLE.
2" DB120 PLASTIC CONDUIT (INCLUDING SWEEPS OR RISERS FOR HANDHOLES, TRANSFORMERS, PULLBOXES, ETC.).
2" SCH.40 PLASTIC CONDUIT BENDS (90°, 45°) WITH 48" MINIMUM RADIUS (IF CONDUIT LENGTH IS UNDER 500').
2" FIBERGLASS CONDUIT BENDS (90°, 45°) WITH 36" MINIMUM RADIUS (IF CONDUIT LENGTH IS OVER 500').
COUPLING FOR 2", 4", OR 6" CONDUITS (AS APPLICABLE).
ALL SERVICE CONDUIT - 2" MINIMUM DB60 PVC GRAY (RISER: RGS REQUIRED) WITH 5/32" POLYPROPYLENE PULL LINE WITH A MIN. BREAKING STRENGTH OF 1250 lbs.
17" X 30" HANDHOLE, PER NVE U.G. STD. RS-1 (WITH 8" COLLAR WHERE APPLICABLE).
2'-6" X 4' X 4' SPLICE PULLBOX PER NVE U.G. STD. RS-80.
3' X 7' X 4' PULLBOX PER NVE U.G. STD. RS-82.
PAD FOR (1) SINGLE PHASE RESIDENTIAL TRANSFORMER, PER NVE U.G. STD. RS-13 AND RS-5.
PAD FOR (2) SINGLE PHASE RESIDENTIAL TRANSFORMERS, PER NVE U.G. STD. RS-14 AND RS-5.
PAD FOR (1) SINGLE PHASE COMMERCIAL TRANSFORMER, PER NVE U.G. STD. RS-19 AND RS-5.
VEHICLE PROTECTIVE BARRIERS PER NVE U.G. STD. RS-6, WHERE APPLICABLE.

CONSTRUCTION/INSPECTION REQUIREMENTS

WORK MUST CONFORM TO NVE ELECTRIC SERVICE STANDARDS, AVAILABLE AT: www.nvenergy.com/business/newconstruction/newconstruction5/servicestandards.cfm

NVE INSPECTOR MUST BE PRESENT TO INSPECT TRENCHING (SCHEDULE AT LEAST 72 HOURS IN ADVANCE) AT EACH OF THE FOLLOWING STAGES:
1. BOTTOM SAND AND CONDUIT INSTALLED
2. TOP SAND INSTALLED
3. BACKFILL INSTALLED

CONDUIT MUST BE MANDRELLED PRIOR TO RELEASE (COORDINATE WITH INSPECTOR).

NVE STAND BY CREW IS REQUIRED WHEN WORKING AT AN ENERGIZED VAULT OR TRANSFORMER. CALL STAND BY NUMBER (SEE TITLE BLOCK) TO SCHEDULE.

NVE ELECTRICAL INSTALLATION WILL NOT BE SCHEDULED UNTIL AFTER THE NVE INSPECTOR HAS COMPLETED THE OFFICIAL RELEASE.

METER(S) WILL NOT BE SET UNTIL ALL OF THE FOLLOWING ARE COMPLETE:
- (INSTRUMENT-RATED ONLY) METERING EQUIPMENT HAS BEEN SUBMITTED TO NVE METERING ENGINEER AND APPROVED. (submitforms_southern@nvenergy.com)
- APPLICATION FOR METER SET HAS BEEN SUBMITTED TO NVE'S NEW DEVELOPMENT CENTER. FORM AVAILABLE AT: www.nvenergy.com/brochures_arch/new_construction/meter_set.pdf
- THE LOCAL BUILDING AUTHORITY HAS INSPECTED AND APPROVED THE METERING EQUIPMENT.
- METERING EQUIPMENT IS ACCESSIBLE AND CLEARLY IDENTIFIED WITH PERMANENT MARKINGS. ADDRESSES, SUITE NUMBERS, AND STREET SIGNS ARE POSTED IN PERMANENT LOCATIONS (SEE RPI-G).

TRACK PROJECT STATUS ONLINE WITH NVE'S DEVELOPER DASHBOARD: www.nvenergy.com/business/newconstruction/newconstruction5/developerdashboard.cfm

PRIVATE PROPERTY
NO PERMIT NEEDED

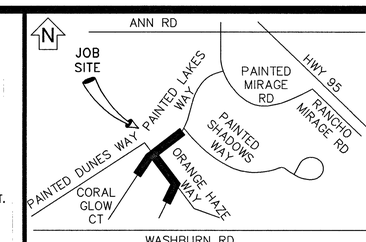

VICINITY MAP
(NOT TO SCALE)

EVERY EFFORT HAS BEEN MADE TO IDENTIFY ALL NVE FACILITIES. THE CUSTOMER SHALL CONFIRM THE EXISTENCE AND LOCATION OF THESE FACILITIES.

AVOID HITTING OVERHEAD POWER LINES. IT'S COSTLY.
CALL BEFORE YOU DO OVERHEAD
CALL 1-702-402-2929

Call before you Dig
Avoid cutting underground utility lines. It's costly.
CALL 811
OR
1-800-227-2600
AND CLARK COUNTY TRAFFIC OPERATIONS
1-702-455-6000

REVISIONS

NO.	DESCRIPTION	DATE	G.A.

MAINTENANCE

EXHIBIT 'A'

NVEnergy INFORMATION:
COORDINATOR: RON BILODEAU
PHONE: 702-402-6775
DESIGNER: DAVE SCHMITT D.F. --
DCA: N/A
INSPECTOR: 402-3008
STAND BY: 402-4114,402-4117,402-4118,402-4450
DISTRICT: LAS VEGAS NORTH
JPA INFORMATION:
JPA ADMIN PHONE: JPA#:
CUSTOMER INFORMATION:
APPLICANT: NVE
ENGINEER: N/A
CONTACT:
APPROVAL DATE:
GOVERNMENT INFORMATION:
AGENCY:
APPROVAL DATE:

FOR EACH SERVICE POINT (POINT OF DELIVERY), ENERGY FOR EACH TENANT SPACE WILL BE MEASURED THROUGH ONE WATTHOUR METER. ENERGY FOR ALL NON-TENANT SPACE WILL BE MEASURED THROUGH ONE WATTHOUR METER. CONTACT NVE METER OPERATIONS FOR MULTIPLE RATE CLASS INSTALLATIONS.

NVEnergy

PRI RET -LA MADRE
7913 PAINTED SUNSET DR
ASPECT WAY

PROJ. ID: 3002061346 | SCALE: 1" = 300'
SHEET # 8 OF 25 | DATE: 05/15/2018

am29752
1/5/2019 2:49 PM

Sharing of this drawing and the information contained herein shall be only to individuals/parties who have entered into an agreement with Applicant for the completion of work associated with this specific project. Use for purposes other than this specific project requires the written consent of NV Energy.

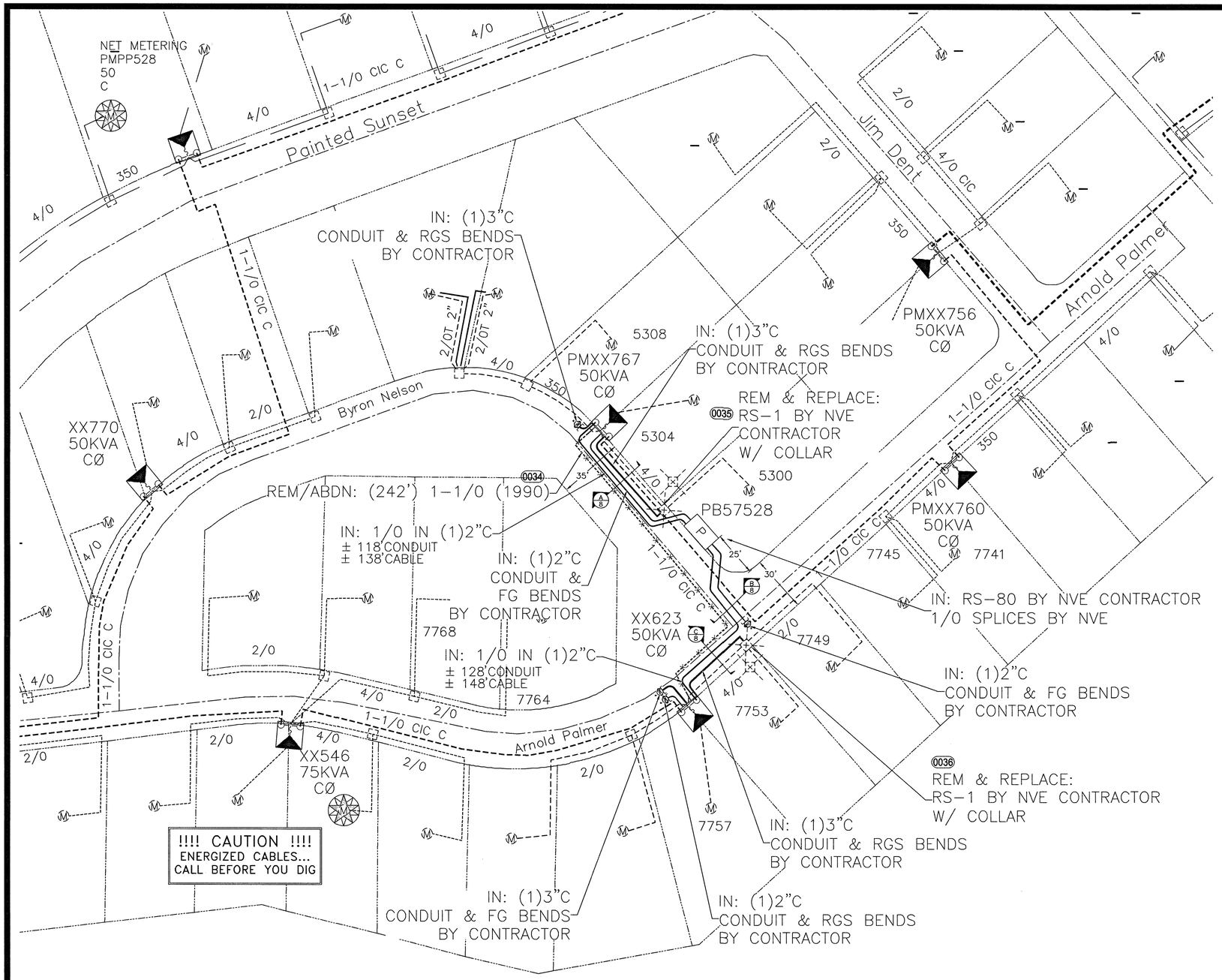

T,R,S: 1960-33

APN: 12533613011

RETRENCH

EXIST. NEW **NVE WORK AND SERVICES TO CONSIST OF:**

- 1/0 TRIPLEX, 15 KV AL PRIMARY CABLE IN 4" PLASTIC CONDUIT.
- 1/0, 15 KV AL PRIMARY CABLE IN 2" PLASTIC CONDUIT.
- INSTALL NEW CABLE IN EXISTING VACANT CONDUIT.
- EX.500 500 — 500 MCM TRIPLEX SECONDARY CABLE IN 4" PLASTIC CONDUIT (CONDUIT BY CONTRACTOR).
- EX.350 350 — 350 MCM TRIPLEX SECONDARY CABLE, CABLE IN CONDUIT.
- EX.4/0 4/0 — 4/0 AWG TRIPLEX SECONDARY CABLE, CABLE IN CONDUIT.
- EX.2/0 2/0 — 2/0 AWG TRIPLEX SECONDARY CABLE, CABLE IN CONDUIT.
- CONDUIT LOCATING DEVICE 18" ABOVE STUBOUT.
- SINGLE PHASE PRIMARY POLE RISER PER NVE U.G. STD. OEP-105.
- THREE PHASE PRIMARY POLE RISER PER NVE U.G. STD. OEP-106.
- SECONDARY RISER PER NVE U.G. STD. SSP-2.
- SINGLE PHASE RESIDENTIAL PADMOUNTED TRANSFORMER WITH SIZE AS NOTED, 7200-120/240V, PER NVE U.G. STD. UT-113.
- (2) SINGLE PHASE RESIDENTIAL COMMERCIAL TRANSFORMERS WITH SIZE AS NOTED, 7200-120/240V, CONNECT OPEN WYE-OPEN DELTA FOR THREE PHASE 120-240V SERVICE, PER NVE U.G. STD. UT-115, WHERE APPLICABLE.

TERMINATION OF ALL MODULES, MAKES, SPLICES AND FINAL CONNECTIONS.

NVE TO PROVIDE 6" TO (3)2" REDUCERS.

NVE TO PROVIDE 4" TO (1)2" REDUCERS.

NVE TO COIL PRIMARY CABLE IN PULLBOX FOR FUTURE SPLICES, WHERE APPLICABLE.

NVE TO CUT EXISTING CONDUIT AND TERMINATE PRIMARY CABLES ON THE LOAD BREAK MODULE, WHERE APPLICABLE.

100 FEET OUTSIDE RESIDENTIAL DEVELOPMENT MARKER. DCA TO PAY CONDUIT AND RISER COSTS INSIDE OF MARKER. CUSTOMER RESPONSIBLE FOR COSTS OUTSIDE MARKER.

CUSTOMER RESPONSIBILITY [DCA RESPONSIBILITY

EXIST. NEW **CONTRACTOR TO FURNISH AND INSTALL:**

ALL TRENCHING & BACKFILL, MEETING APPLICABLE NVE STANDARD (RT-7, RT-8, OR RT-12).

- 3" PLASTIC CONDUIT, PER NVE U.G. STD. RC-1 AND RC-2.

3" PLASTIC CONDUIT BENDS (90°, 45°) WITH 36" MIN. RADIUS. (IF CONDUIT LENGTH IS UNDER 100')

3" RGS BENDS (90°, 45°) WITH 36" MINIMUM RADIUS, TAPED OR PVC COATED. (IF CONDUIT LENGTH IS OVER 100')

IF THE CUSTOMER CHOOSES TO INSTALL A STREET CROSSING, NVE REQUIRES A 4" CONDUIT PER SECONDARY CABLE, AND A 2" CONDUIT PER 1/0 CABLE.

- 2" DB120 PLASTIC CONDUIT (INCLUDING SWEEPS OR RISERS FOR HANDHOLES, TRANSFORMERS, PULLBOXES, ETC.).

2" SCH.40 PLASTIC CONDUIT BENDS (90°, 45°) WITH 48" MINIMUM RADIUS (IF CONDUIT LENGTH IS UNDER 500').

2" FIBERGLASS CONDUIT BENDS (90°, 45°) WITH 36" MINIMUM RADIUS (IF CONDUIT LENGTH IS OVER 500').

COUPLING FOR 2", 4", OR 6" CONDUITS (AS APPLICABLE).

ALL SERVICE CONDUIT - 2" MINIMUM DB60 PVC GRAY (RISER: RGS REQUIRED) WITH 5/32" POLYPROPYLENE PULL LINE WITH A MIN. BREAKING STRENGTH OF 1250 lbs.

17" X 30" HANDHOLE, PER NVE U.G. STD. RS-1 (WITH 8" COLLAR WHERE APPLICABLE).

2'-6" X 4' X 4' SPLICE PULLBOX PER NVE U.G. STD. RS-80.

3' X 7' X 4' PULLBOX PER NVE U.G. STD. RS-82.

PAD FOR (1) SINGLE PHASE RESIDENTIAL TRANSFORMER, PER NVE U.G. STD. RS-13 AND RS-5.

PAD FOR (2) SINGLE PHASE RESIDENTIAL TRANSFORMERS, PER NVE U.G. STD. RS-14 AND RS-5.

PAD FOR (1) SINGLE PHASE COMMERCIAL TRANSFORMER, PER NVE U.G. STD. RS-19 AND RS-5.

VEHICLE PROTECTIVE BARRIERS PER NVE U.G. STD. RS-6, WHERE APPLICABLE.

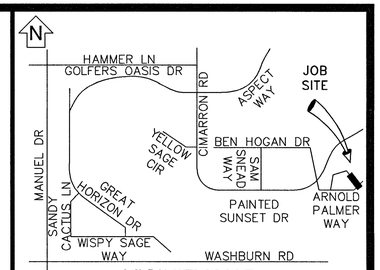

VICINITY MAP

(NOT TO SCALE)

EVERY EFFORT HAS BEEN MADE TO IDENTIFY ALL NVE FACILITIES. THE CUSTOMER SHALL CONFIRM THE EXISTENCE AND LOCATION OF THESE FACILITIES.

AVOID HITTING OVERHEAD POWER LINES. IT'S COSTLY.

CALL 1-702-402-2929

Call before you Dig
Avoid cutting underground utility lines. It's costly.

CALL 811

OR
1-800-227-2600
AND CLARK COUNTY TRAFFIC OPERATIONS
1-702-455-6000

REVISIONS

NO.	DESCRIPTION	DATE	G.A.

MAINTENANCE

EXHIBIT 'A'

NVEnergy INFORMATION:

COORDINATOR: RON BILODEAU
PHONE: 702-402-6775
DESIGNER: DAVE SCHMITT D.F. --
DCA: N/A
INSPECTOR: 402-3008
STAND BY: 402-4114,402-4117,402-4118,402-4450
DISTRICT: LAS VEGAS NORTH

JPA INFORMATION:

JPA ADMIN PHONE: _____ JPA#: _____

CUSTOMER INFORMATION:

APPLICANT: NVE
ENGINEER: N/A
CONTACT: _____
APPROVAL DATE: _____

GOVERNMENT INFORMATION:

AGENCY: _____
APPROVAL DATE: _____

FOR EACH SERVICE POINT (POINT OF DELIVERY), ENERGY FOR EACH TENANT SPACE WILL BE MEASURED THROUGH ONE WATTHOUR METER. ENERGY FOR ALL NON-TENANT SPACE WILL BE MEASURED THROUGH ONE WATTHOUR METER. CONTACT NVE METER OPERATIONS FOR MULTIPLE RATE CLASS INSTALLATIONS.

NVEnergy

CONSTRUCTION/INSPECTION REQUIREMENTS

WORK MUST CONFORM TO NVE ELECTRIC SERVICE STANDARDS, AVAILABLE AT: www.nvenergy.com/business/newconstruction/newconstructionS/servicestandards.cfm

NVE INSPECTOR MUST BE PRESENT TO INSPECT TRENCHING (SCHEDULE AT LEAST 72 HOURS IN ADVANCE) AT EACH OF THE FOLLOWING STAGES:
1. BOTTOM SAND AND CONDUIT INSTALLED
2. TOP SAND INSTALLED
3. BACKFILL INSTALLED

CONDUIT MUST BE MANDRELLED PRIOR TO RELEASE (COORDINATE WITH INSPECTOR).

NVE STAND BY CREW IS REQUIRED WHEN WORKING AT AN ENERGIZED VAULT OR TRANSFORMER. CALL STAND BY NUMBER (SEE TITLE BLOCK) TO SCHEDULE.

NVE ELECTRICAL INSTALLATION WILL NOT BE SCHEDULED UNTIL AFTER THE NVE INSPECTOR HAS COMPLETED THE OFFICIAL RELEASE.

METER(S) WILL NOT BE SET UNTIL ALL OF THE FOLLOWING ARE COMPLETE:
- [INSTRUMENT-RATED ONLY] METERING EQUIPMENT HAS BEEN SUBMITTED TO NVE METERING ENGINEER AND APPROVED. (submittals_westbern@nvenergy.com)
- APPLICATION FOR METER SET HAS BEEN SUBMITTED TO NVE'S NEW DEVELOPMENT CENTER. FORM AVAILABLE AT: www.nvenergy.com/brochures_arch/new_construction/meter_set.pdf
- THE LOCAL BUILDING AUTHORITY HAS INSPECTED AND APPROVED THE METERING EQUIPMENT.
- METERING EQUIPMENT IS ACCESSIBLE AND CLEARLY IDENTIFIED WITH PERMANENT MARKINGS. ADDRESSES, SUITE NUMBERS, AND STREET SIGNS ARE POSTED IN PERMANENT LOCATIONS (SEE RPI-G).

TRACK PROJECT STATUS ONLINE WITH NVE'S DEVELOPER DASHBOARD: www.nvenergy.com/business/newconstruction/newconstructionS/developerdashboard.cfm

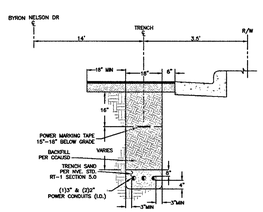

TRENCH DETAIL
(1)3" & (2)2" POWER CONDUITS (I.D.)
SECTION " A "

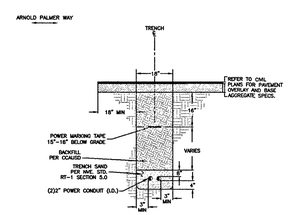

TRENCH DETAIL
3-2" CONDUITS
SECTION " B "

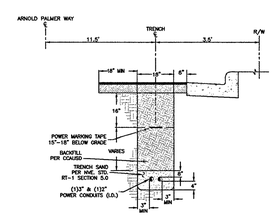

TRENCH DETAIL
(1)3" & (1)2" POWER CONDUITS (I.D.)
SECTION " C "

PURPOSE OF PROJECT
PRIMARY RETRENCH BETWEEN
PMXX767 & XX623

MAINTENANCE PROJECTS REQUIRE THE USE OF SCHEDULE 40 FOR ALL 2", 3", & 4" CONDUIT. D.B. 60 IS REQUIRED FOR ALL 6"CONDUIT. IF COILABLE CONDUIT IS USED, IT MUST BE H.D.P.E. WITHOUT RE-GROUND MATERIALS.

NOTE: PRIOR TO THE START OF TRENCHING CALL ALI MOHAMED AT 702-912-9409 OR RICK BEAN AT 702-378-1377 TO ARRANGE A FIELD MEETING.

PRIVATE PROPERTY
NO PERMIT NEEDED

PRI RET -LA MADRE
7913 PAINTED SUNSET DR
ARNOLD PALMER WAY

PROJ. ID: 3002061346	SCALE: 1" = 30'
SHEET # 9 OF 25	DATE: 05/15/2018

1/5/2019 2:50 PM
am029752

Sharing of this drawing and the information contained herein shall be only to individuals/parties who have entered into an agreement with Applicant for the completion of work associated with this specific project. Use for purposes other than this specific project requires the written consent of NV Energy.

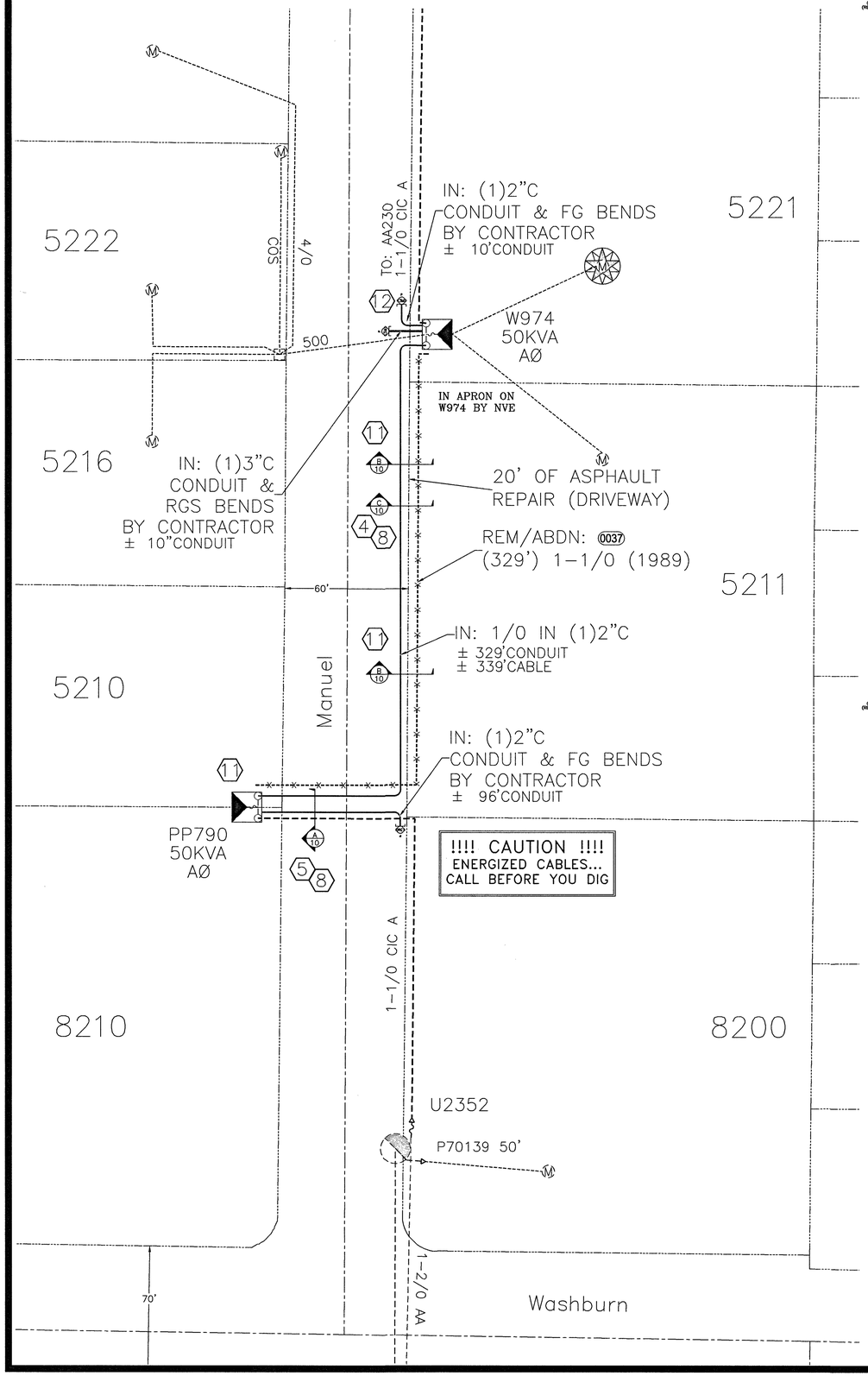

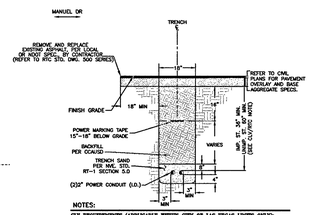

TRENCH DETAIL
2-2" CONDUITS
SECTION " A "

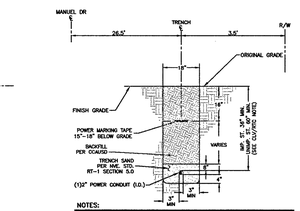

TRENCH DETAIL
1-2" CONDUIT
SECTION " B "

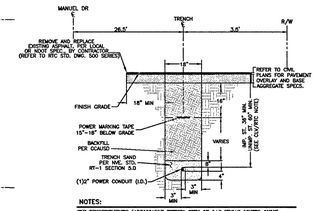

TRENCH DETAIL
1-2" CONDUIT
SECTION " C "

PURPOSE OF PROJECT
PRIMARY RETRENCH BETWEEN
PP790 & W974

MAINTENANCE PROJECTS REQUIRE THE USE OF SCHEDULE 40 FOR ALL 2", 3", & 4" CONDUIT. D.B. 60 IS REQUIRED FOR ALL 6"CONDUIT. IF COILABLE CONDUIT IS USED, IT MUST BE H.D.P.E. WITHOUT RE-GROUND MATERIALS.

NOTE: PRIOR TO THE START OF TRENCHING CALL ALI MOHAMED AT 702-912-9409 OR RICK BEAN AT 702-378-1377 TO ARRANGE A FIELD MEETING.

T,R,S: 1960-33
APN: 12533202020

RETRENCH

EXIST. NEW

NVE WORK AND SERVICES TO CONSIST OF:

1/0 TRIPLEX, 15 KV AL PRIMARY CABLE IN 4" PLASTIC CONDUIT.

1/0, 15 KV AL PRIMARY CABLE IN 2" PLASTIC CONDUIT.

INSTALL NEW CABLE IN EXISTING VACANT CONDUIT.

EX.500 500 — 500 MCM TRIPLEX SECONDARY CABLE IN 4" PLASTIC CONDUIT (CONDUIT BY CONTRACTOR).

EX.350 350 — 350 MCM TRIPLEX SECONDARY CABLE, CABLE IN CONDUIT.

EX.4/0 4/0 — 4/0 AWG TRIPLEX SECONDARY CABLE, CABLE IN CONDUIT.

EX.2/0 2/0 — 2/0 AWG TRIPLEX SECONDARY CABLE, CABLE IN CONDUIT.

CONDUIT LOCATING DEVICE 18" ABOVE STUBOUT.

SINGLE PHASE PRIMARY POLE RISER PER NVE U.G. STD. OEP-105.

THREE PHASE PRIMARY POLE RISER PER NVE U.G. STD. OEP-106.

SECONDARY RISER PER NVE U.G. STD. SSP-2.

SINGLE PHASE RESIDENTIAL PADMOUNTED TRANSFORMER WITH SIZE AS NOTED, 7200-120/240V, PER NVE U.G. STD. UT-113.

(2) SINGLE PHASE RESIDENTIAL COMMERCIAL TRANSFORMERS WITH SIZE AS NOTED, 7200-120/240V, CONNECT OPEN WYE-OPEN DELTA FOR THREE PHASE 120-240V SERVICE, PER NVE U.G. STD. UT-115, WHERE APPLICABLE.

TERMINATION OF ALL MODULES, MAKES, SPLICES AND FINAL CONNECTIONS.

NVE TO PROVIDE 6" TO (3)2" REDUCERS.

NVE TO PROVIDE 4" TO (1)2" REDUCERS.

NVE TO COIL PRIMARY CABLE IN PULLBOX FOR FUTURE SPLICES, WHERE APPLICABLE.

NVE TO CUT EXISTING CONDUIT AND TERMINATE PRIMARY CABLES ON THE LOAD BREAK MODULE, WHERE APPLICABLE.

100 FEET OUTSIDE RESIDENTIAL DEVELOPMENT MARKER. DCA TO PAY CONDUIT AND RISER COSTS INSIDE OF MARKER. CUSTOMER RESPONSIBLE FOR COSTS OUTSIDE MARKER.

CUSTOMER RESPONSIBILITY | DCA RESPONSIBILITY

CONTRACTOR TO FURNISH AND INSTALL:

ALL TRENCHING & BACKFILL, MEETING APPLICABLE NVE STANDARD (RT-7, RT-8, OR RT-12).

3" PLASTIC CONDUIT, PER NVE U.G. STD. RC-1 AND RC-2.

3" PLASTIC CONDUIT BENDS (90°, 45°) WITH 36" MIN. RADIUS. (IF CONDUIT LENGTH IS UNDER 100')

3" RGS BENDS (90°, 45°) WITH 36" MINIMUM RADIUS, TAPED OR PVC COATED. (IF CONDUIT LENGTH IS OVER 100')

IF THE CUSTOMER CHOOSES TO INSTALL A STREET CROSSING, NVE REQUIRES A 4" CONDUIT PER SECONDARY CABLE, AND A 2" CONDUIT PER 1/0 CABLE.

2" DB120 PLASTIC CONDUIT (INCLUDING SWEEPS OR RISERS FOR HANDHOLES, TRANSFORMERS, PULLBOXES, ETC.).

2" SCH.40 PLASTIC CONDUIT BENDS (90°, 45°) WITH 48" MINIMUM RADIUS (IF CONDUIT LENGTH IS UNDER 500').

2" FIBERGLASS CONDUIT BENDS (90°, 45°) WITH 36" MINIMUM RADIUS (IF CONDUIT LENGTH IS OVER 500').

COUPLING FOR 2", 4", OR 6" CONDUITS (AS APPLICABLE).

ALL SERVICE CONDUIT – 2" MINIMUM DB60 PVC GRAY (RISER: RGS REQUIRED) WITH 5/32" POLYPROPYLENE PULL LINE WITH A MIN. BREAKING STRENGTH OF 1250 lbs.

17" X 30" HANDHOLE, PER NVE U.G. STD. RS-1 (WITH 8" COLLAR WHERE APPLICABLE).

2'-6" X 4' X 4' SPLICE PULLBOX PER NVE U.G. STD. RS-80.

3' X 7' X 4' PULLBOX PER NVE U.G. STD. RS-82.

PAD FOR (1) SINGLE PHASE RESIDENTIAL TRANSFORMER, PER NVE U.G. STD. RS-13 AND RS-5.

PAD FOR (2) SINGLE PHASE RESIDENTIAL TRANSFORMERS, PER NVE U.G. STD. RS-14 AND RS-5.

PAD FOR (1) SINGLE PHASE COMMERCIAL TRANSFORMER, PER NVE U.G. STD. RS-19 AND RS-5.

VEHICLE PROTECTIVE BARRIERS PER NVE U.G. STD. RS-6, WHERE APPLICABLE.

CONSTRUCTION/INSPECTION REQUIREMENTS

WORK MUST CONFORM TO NVE ELECTRIC SERVICE STANDARDS, AVAILABLE AT:
www.nvenergy.com/business/newconstruction/newconstructionS/servicestandards.cfm

NVE INSPECTOR MUST BE PRESENT TO INSPECT TRENCHING (SCHEDULE AT LEAST 72 HOURS IN ADVANCE) AT EACH OF THE FOLLOWING STAGES:
1. BOTTOM SAND AND CONDUIT INSTALLED
2. TOP SAND INSTALLED
3. BACKFILL INSTALLED

CONDUIT MUST BE MANDRELLED PRIOR TO RELEASE (COORDINATE WITH INSPECTOR).

NVE STAND BY CREW IS REQUIRED WHEN WORKING AT AN ENERGIZED VAULT OR TRANSFORMER. CALL STAND BY NUMBER (SEE TITLE BLOCK) TO SCHEDULE.

NVE ELECTRICAL INSTALLATION WILL NOT BE SCHEDULED UNTIL AFTER THE NVE INSPECTOR HAS COMPLETED THE OFFICIAL RELEASE.

METER(S) WILL NOT BE SET UNTIL ALL OF THE FOLLOWING ARE COMPLETE:
- [INSTRUMENT-RATED ONLY] METERING EQUIPMENT HAS BEEN SUBMITTED TO NVE METERING ENGINEER AND APPROVED. (submittals_east@nvenergy.com)
- APPLICATION FOR METER SET HAS BEEN SUBMITTED TO NVE'S NEW DEVELOPMENT CENTER. FORM AVAILABLE AT:
  www.nvenergy.com/brochures_orch/new_construction/meter_set.pdf
- THE LOCAL BUILDING AUTHORITY HAS INSPECTED AND APPROVED THE METERING EQUIPMENT.
- METERING EQUIPMENT IS ACCESSIBLE AND CLEARLY IDENTIFIED WITH PERMANENT MARKINGS. ADDRESSES, SUITE NUMBERS, AND STREET SIGNS ARE POSTED IN PERMANENT LOCATIONS (SEE RPI-G).

TRACK PROJECT STATUS ONLINE WITH NVE'S DEVELOPER DASHBOARD:
www.nvenergy.com/business/newconstruction/newconstructionS/developerdashboard.cfm

RTC NOTES:

BACKFILL AND RIGHT OF WAY RESTORATION SHALL CONFORM TO CLARK COUNTY UNIFORM STANDARD DRAWINGS

1	500.1	0 TO 5 YEARS PAVEMENT RESTORATION LONGITUDINAL CUT
2	500.2	0 TO 5 YEARS PAVEMENT RESTORATION TRANSVERSE CUT
3	500.3	OVER 5 YEARS PAVEMENT RESTORATION LONGITUDINAL CUT. GREATER THAN 60' R.O.W
4	500.4	OVER 5 YRS PAVEMENT RESTORATION LONGITUDINAL CUT. 60' R.O.W OR LESS
5	500.5	OVER 5 YRS PAVEMENT RESTORATION TRANSVERSE ALL R.O.W WIDTHS
6	501	TYPICAL UNDERGROUND UTILITY LOCATIONS IN RESIDENTIAL STREETS 60' OR LESS R.O.W.
7	501.1	TYPICAL UTILITY UNDERGROUND LOCATIONS IN STREETS WITH GREATER THAN 60' R.O.W.
8	503	METHOD B FOR RIGID AND FLEXIBLE PIPE TRENCH BACKFILL – PAVED AREAS
9	503.1	METHOD A FOR FLEXIBLE PIPE TRENCH BACKFILL – PAVED AREAS
10	503.2	METHOD A FOR RIGID PIPE TRENCH BACKFILL – PAVED AREAS
11	BACKFILL IN UNPAVED AREA AS REQUIRED BY LOCAL CODE OR AS APPROVED BY AGENCY.	
12	234	SIDEWALK

CITY OF LAS VEGAS
PERMIT REQUIRED*

CONTACT CLV LAND DEVELOPMENT (229-6371)
CLV CONSTRUCTION SERVICES MUST BE NOTIFIED 24 HOURS PRIOR TO COMMENCING CONSTRUCTION (229-6337)

HANSEN_____ DATE_____

*NVE INSPECTOR MUST BE NOTIFIED BY FAX 48 HOURS PRIOR TO COMMENCING CONSTRUCTION & WILL VERIFY CITY PERMIT FOR WORK DONE IN STREETS OR SIDEWALK
FAX PERMIT TO:
LAS VEGAS NORTH (RYAN CENTER) 402-4354
LAS VEGAS SOUTH (BELTWAY CENTER) 402-6864

NOTE: ALL THE ABOVE GROUND UTILITY APPURTENANCES SHALL CONFORM TO THE REQUIREMENTS OF CLV UNIFIED DEVELOPMENT CODE TITLE 19.06 AND 19.08

APPROVED FOR CONSTRUCTION

THIS APPROVAL IS FOR WORK IN CLV R/W & EASEMENT ONLY. OBTAINING PERMISSIONS OR EASEMENTS FOR WORK SHOWN ON PRIVATE PROPERTY IS THE RESPONSIBILITY OF THE UTILITY.

APPROVAL DATE

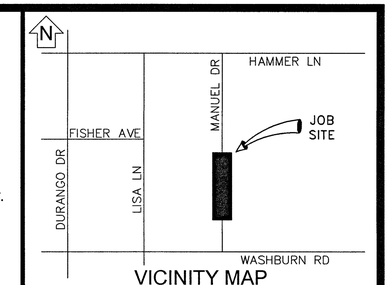

VICINITY MAP
(NOT TO SCALE)

EVERY EFFORT HAS BEEN MADE TO IDENTIFY ALL NVE FACILITIES. THE CUSTOMER SHALL CONFIRM THE EXISTENCE AND LOCATION OF THESE FACILITIES.

AVOID HITTING OVERHEAD POWER LINES. IT'S COSTLY.
CALL BEFORE YOU DO OVERHEAD
CALL 1-702-402-2929

Call before you Dig
Avoid cutting underground utility lines. It's costly.
CALL 811
OR
1-800-227-2600
AND CLARK COUNTY TRAFFIC OPERATIONS
1-702-455-6000

REVISIONS

NO.	DESCRIPTION	DATE	G.A.

MAINTENANCE

EXHIBIT 'A'

NVEnergy INFORMATION:
COORDINATOR: RON BILODEAU
PHONE: 702-402-6775
DESIGNER: DAVE SCHMITT D.F. --
DCA: N/A
INSPECTOR:
STAND BY: 402-4114,402-4117,402-4118,402-4450
DISTRICT: LAS VEGAS NORTH
JPA INFORMATION:
JPA ADMIN PHONE: JPA#:
CUSTOMER INFORMATION:
APPLICANT: NVE
ENGINEER: N/A
CONTACT:
APPROVAL DATE:
GOVERNMENT INFORMATION:
AGENCY:
APPROVAL DATE:

FOR EACH SERVICE POINT (POINT OF DELIVERY), ENERGY FOR EACH TENANT SPACE WILL BE MEASURED THROUGH ONE WATTHOUR METER. ENERGY FOR ALL NON-TENANT SPACE WILL BE MEASURED THROUGH ONE WATTHOUR METER. CONTACT NVE METER OPERATIONS FOR MULTIPLE RATE CLASS INSTALLATIONS.

NVEnergy

PRI RET -LA MADRE
7913 PAINTED SUNSET DR
MANUEL DR

PROJ. ID: 3002061346	SCALE: 1" = 30'
SHEET # 10 OF 25	DATE: 05/15/2018

om29752
1/5/2019 2:46 PM

Sharing of this drawing and the information contained herein shall be only to individuals/parties who have entered into an agreement with Applicant for the completion of work associated with this specific project. Use for purposes other than this specific project requires the written consent of NV Energy.

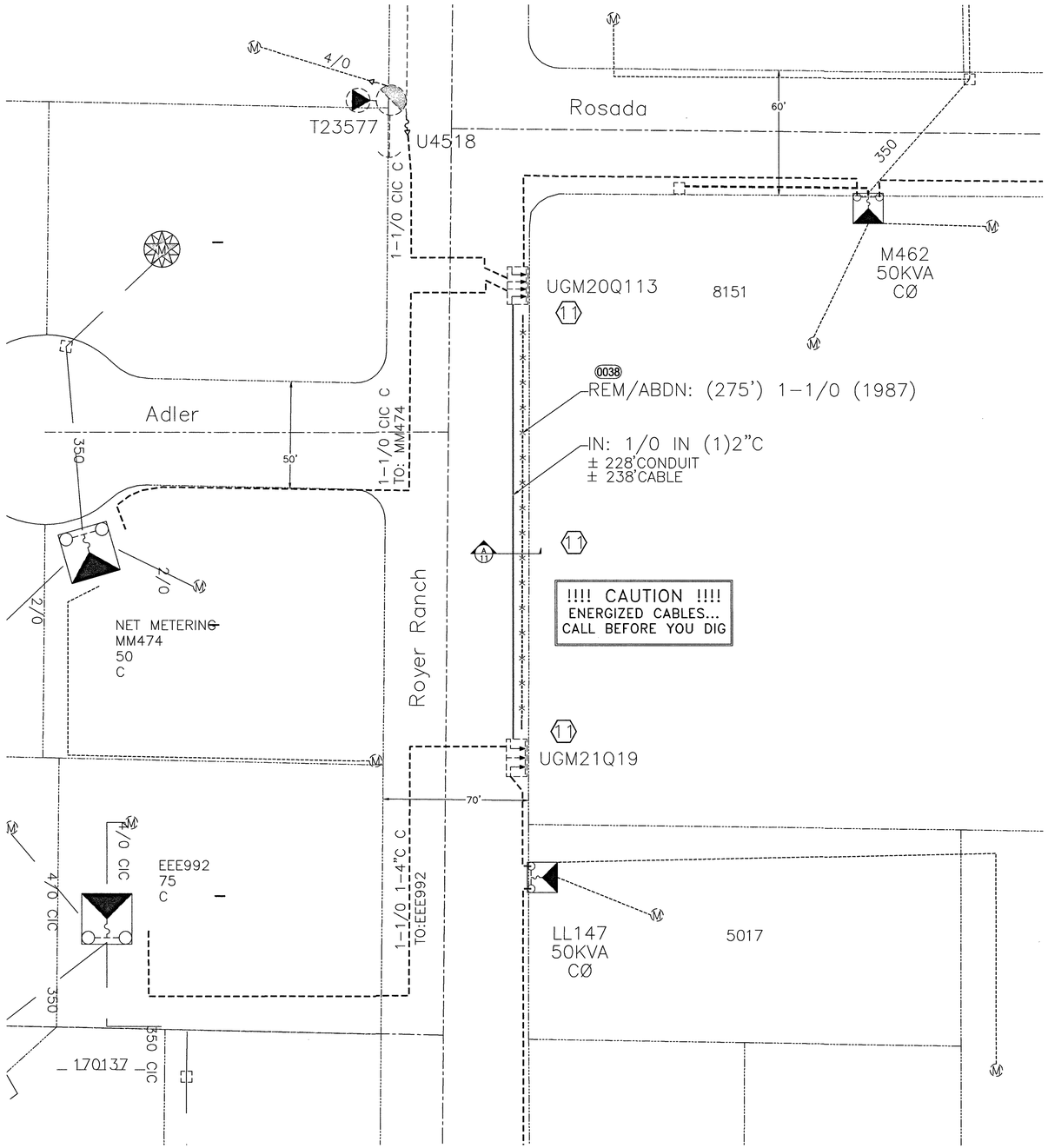

PURPOSE OF PROJECT
PRIMARY RETRENCH BETWEEN
UGM21Q19 & UGM20Q113

MAINTENANCE PROJECTS REQUIRE THE USE OF SCHEDULE 40 FOR ALL 2", 3", & 4" CONDUIT. D.B. 60 IS REQUIRED FOR ALL 6"CONDUIT. IF COILABLE CONDUIT IS USED, IT MUST BE H.D.P.E. WITHOUT RE-GROUND MATERIALS.

NOTE: PRIOR TO THE START OF TRENCHING CALL ALI MOHAMED AT 702-912-9409 OR RICK BEAN AT 702-378-1377 TO ARRANGE A FIELD MEETING.

N

T,R,S: 1960-33
APN: 12533305001

RETRENCH

EXIST. NEW **NVE WORK AND SERVICES TO CONSIST OF:**

- 1/0 TRIPLEX, 15 KV AL PRIMARY CABLE IN 4" PLASTIC CONDUIT.
- 1/0, 15 KV AL PRIMARY CABLE IN 2" PLASTIC CONDUIT.
- INSTALL NEW CABLE IN EXISTING VACANT CONDUIT.
- EX.500 500 — 500 MCM TRIPLEX SECONDARY CABLE IN 4" PLASTIC CONDUIT (CONDUIT BY CONTRACTOR).
- EX.350 350 — 350 MCM TRIPLEX SECONDARY CABLE, CABLE IN CONDUIT.
- EX.4/0 4/0 — 4/0 AWG TRIPLEX SECONDARY CABLE, CABLE IN CONDUIT.
- EX.2/0 2/0 — 2/0 AWG TRIPLEX SECONDARY CABLE, CABLE IN CONDUIT.
- CONDUIT LOCATING DEVICE 18" ABOVE STUBOUT.
- SINGLE PHASE PRIMARY POLE RISER PER NVE U.G. STD. OEP-105.
- THREE PHASE PRIMARY POLE RISER PER NVE U.G. STD. OEP-106.
- SECONDARY RISER PER NVE U.G. STD. SSP-2.
- SINGLE PHASE RESIDENTIAL PADMOUNTED TRANSFORMER WITH SIZE AS NOTED, 7200-120/240V, PER NVE U.G. STD. UT-113.
- (2) SINGLE PHASE RESIDENTIAL COMMERCIAL TRANSFORMERS WITH SIZE AS NOTED, 7200-120/240V, CONNECT OPEN WYE-OPEN DELTA FOR THREE PHASE 120-240V SERVICE, PER NVE U.G. STD. UT-115, WHERE APPLICABLE.
- TERMINATION OF ALL MODULES, MAKES, SPLICES AND FINAL CONNECTIONS.
- NVE TO PROVIDE 6" TO (3)2" REDUCERS.
- NVE TO PROVIDE 4" TO (1)2" REDUCERS.
- NVE TO COIL PRIMARY CABLE IN PULLBOX FOR FUTURE SPLICES, WHERE APPLICABLE.
- NVE TO CUT EXISTING CONDUIT AND TERMINATE PRIMARY CABLES ON THE LOAD BREAK MODULE, WHERE APPLICABLE.
- 100 FEET OUTSIDE RESIDENTIAL DEVELOPMENT MARKER. DCA TO PAY CONDUIT AND RISER COSTS INSIDE OF MARKER. CUSTOMER RESPONSIBLE FOR COSTS OUTSIDE MARKER.

CUSTOMER RESPONSIBILITY [DCA RESPONSIBILITY

EXIST. NEW **CONTRACTOR TO FURNISH AND INSTALL:**

- ALL TRENCHING & BACKFILL, MEETING APPLICABLE NVE STANDARD (RT-7, RT-8, OR RT-12).
- 3" PLASTIC CONDUIT, PER NVE U.G. STD. RC-1 AND RC-2.
- 3" PLASTIC CONDUIT BENDS (90°, 45°) WITH 36" MIN. RADIUS. (IF CONDUIT LENGTH IS UNDER 100')
- 3" RGS BENDS (90°, 45°) WITH 36" MINIMUM RADIUS, TAPED OR PVC COATED. (IF CONDUIT LENGTH IS OVER 100')
- IF THE CUSTOMER CHOOSES TO INSTALL A STREET CROSSING, NVE REQUIRES A 4" CONDUIT PER SECONDARY CABLE, AND A 2" CONDUIT PER 1/0 CABLE.
- 2" DB120 PLASTIC CONDUIT (INCLUDING SWEEPS OR RISERS FOR HANDHOLES, TRANSFORMERS, PULLBOXES, ETC.).
- 2" SCH.40 PLASTIC CONDUIT BENDS (90°, 45°) WITH 48" MINIMUM RADIUS (IF CONDUIT LENGTH IS UNDER 500').
- 2" FIBERGLASS CONDUIT BENDS (90°, 45°) WITH 36" MINIMUM RADIUS (IF CONDUIT LENGTH IS OVER 500').
- COUPLING FOR 2", 4", OR 6" CONDUITS (AS APPLICABLE).
- ALL SERVICE CONDUIT - 2" MINIMUM DB60 PVC GRAY (RISER: RGS REQUIRED) WITH 5/32" POLYPROPYLENE PULL LINE WITH A MIN. BREAKING STRENGTH OF 1250 lbs.
- 17" X 30" HANDHOLE, PER NVE U.G. STD. RS-1 (WITH 8" COLLAR WHERE APPLICABLE).
- 2'-6" X 4' X 4' SPLICE PULLBOX PER NVE U.G. STD. RS-80.
- 3' X 7' X 4' PULLBOX PER NVE U.G. STD. RS-82.
- PAD FOR (1) SINGLE PHASE RESIDENTIAL TRANSFORMER, PER NVE U.G. STD. RS-13 AND RS-5.
- PAD FOR (2) SINGLE PHASE RESIDENTIAL TRANSFORMERS, PER NVE U.G. STD. RS-14 AND RS-5.
- PAD FOR (1) SINGLE PHASE COMMERCIAL TRANSFORMER, PER NVE U.G. STD. RS-19 AND RS-5.
- VEHICLE PROTECTIVE BARRIERS PER NVE U.G. STD. RS-6, WHERE APPLICABLE.

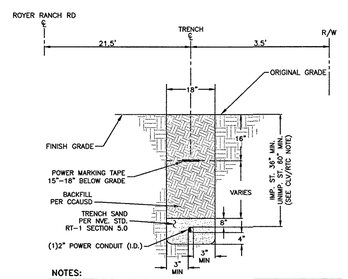

NOTES:

CLV REQUIREMENTS (APPLICABLE WITHIN CITY OF LAS VEGAS LIMITS ONLY):
IMPROVED AREA (IMP. ST.): (LOCATION OF TRENCH)
AREA WILL BE CONSIDERED IMPROVED IF IT MEETS ONE OR MORE OF THE FOLLOWING CRITERIA(S).
- EXISTING PERMANENT PAVEMENT WITH CURB & GUTTER AND/OR ADJACENT PERMANENT SIDEWALK.
- WITHIN AN IMPROVED TRAIL AREA.
- LIMITS OF CONSTRUCTION INSTALLED CONCURRENT WITH A PRIVATE OR PUBLIC PROJECT.

UNIMPROVED AREA (UNIMP. ST.): (LOCATION OF TRENCH)
ANY OTHER SCENARIO THAT FAILS TO MEET THE IMPROVED AREA CRITERIA(S) WILL BE CONSIDERED AN UNIMPROVED AREA.

NVE REQUIREMENTS:
FOR ALL OTHER JURISDICTIONS REFER TO NVE STANDARDS.
BACKFILL REQUIREMENTS NVE, STD. RT-1.
TRENCH DEPTH REQUIREMENTS NVE, STD. RT-5.

TRENCH DETAIL
1-2" CONDUIT
SECTION " A "

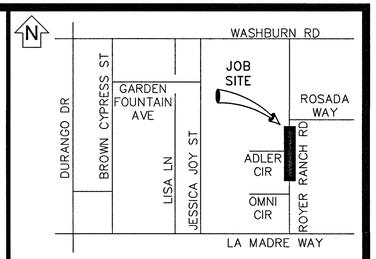

VICINITY MAP
(NOT TO SCALE)

EVERY EFFORT HAS BEEN MADE TO IDENTIFY ALL NVE FACILITIES. THE CUSTOMER SHALL CONFIRM THE EXISTENCE AND LOCATION OF THESE FACILITIES.

AVOID HITTING OVERHEAD POWER LINES. IT'S COSTLY.
CALL BEFORE YOU DO OVERHEAD
CALL 1-702-402-2929

Call before you Dig
Avoid cutting underground utility lines. It's costly.
CALL 811
OR
1-800-227-2600
AND CLARK COUNTY TRAFFIC OPERATIONS
1-702-455-6000

REVISIONS

NO.	DESCRIPTION	DATE	G.A.
△			
△			
△			
△			
△			
△			
△			
△			
△			

MAINTENANCE

EXHIBIT 'A'

NVEnergy INFORMATION:
COORDINATOR: RON BILODEAU
PHONE: 702-402-6775
DESIGNER: DAVE SCHMITT D.F. --
DCA: N/A
INSPECTOR: 402-3008
STAND BY: 402-4114,402-4117,402-4118,402-4450
DISTRICT: LAS VEGAS NORTH
JPA INFORMATION:
JPA ADMIN PHONE: JPA#:
CUSTOMER INFORMATION:
APPLICANT: NVE
ENGINEER: N/A
CONTACT:
APPROVAL DATE:
GOVERNMENT INFORMATION:
AGENCY:
APPROVAL DATE:

FOR EACH SERVICE POINT (POINT OF DELIVERY), ENERGY FOR EACH TENANT SPACE WILL BE MEASURED THROUGH ONE WATTHOUR METER. ENERGY FOR ALL NON-TENANT SPACE WILL BE MEASURED THROUGH ONE WATTHOUR METER. CONTACT NVE METER OPERATIONS FOR MULTIPLE RATE CLASS INSTALLATIONS.

NVEnergy

RTC NOTES:
BACKFILL AND RIGHT OF WAY RESTORATION SHALL CONFORM TO CLARK COUNTY UNIFORM STANDARD DRAWINGS

1	500.1	0 TO 5 YEARS PAVEMENT RESTORATION LONGITUDINAL CUT
2	500.2	0 TO 5 YEARS PAVEMENT RESTORATION TRANSVERSE CUT
3	500.3	OVER 5 YEARS PAVEMENT RESTORATION LONGITUDINAL CUT. GREATER THAN 60' R.O.W
4	500.4	OVER 5 YRS PAVEMENT RESTORATION LONGITUDINAL CUT. 60' R.O.W OR LESS
5	500.5	OVER 5 YRS PAVEMENT RESTORATION TRANSVERSE ALL R.O.W WIDTHS
6	501	TYPICAL UNDERGROUND UTILITY LOCATIONS IN RESIDENTIAL STREETS 60' OR LESS R.O.W.
7	501.1	TYPICAL UTILITY UNDERGROUND LOCATIONS IN STREETS WITH GREATER THAN 60' R.O.W.
8	503	METHOD B FOR RIGID AND FLEXIBLE PIPE TRENCH BACKFILL - PAVED AREAS
9	503.1	METHOD A FOR FLEXIBLE PIPE TRENCH BACKFILL - PAVED AREAS
10	503.2	METHOD A FOR RIGID PIPE TRENCH BACKFILL - PAVED AREAS
11	BACKFILL IN UNPAVED AREA AS REQUIRED BY LOCAL CODE OR AS APPROVED BY AGENCY.	
12	234	SIDEWALK

CONSTRUCTION/INSPECTION REQUIREMENTS
WORK MUST CONFORM TO NVE ELECTRIC SERVICE STANDARDS, AVAILABLE AT:
www.nvenergy.com/business/newconstruction/newconstructionS/servicestandards.cfm

NVE INSPECTOR MUST BE PRESENT TO INSPECT TRENCHING (SCHEDULE AT LEAST 72 HOURS IN ADVANCE) AT EACH OF THE FOLLOWING STAGES:
1. BOTTOM SAND AND CONDUIT INSTALLED
2. TOP SAND INSTALLED
3. BACKFILL INSTALLED

CONDUIT MUST BE MANDRELLED PRIOR TO RELEASE (COORDINATE WITH INSPECTOR).

NVE STAND BY CREW IS REQUIRED WHEN WORKING AT AN ENERGIZED VAULT OR TRANSFORMER. CALL STAND BY NUMBER (SEE TITLE BLOCK) TO SCHEDULE.

NVE ELECTRICAL INSTALLATION WILL NOT BE SCHEDULED UNTIL AFTER THE NVE INSPECTOR HAS COMPLETED THE OFFICIAL RELEASE.

METER(S) WILL NOT BE SET UNTIL ALL OF THE FOLLOWING ARE COMPLETE:
- [INSTRUMENT-RATED ONLY] METERING EQUIPMENT HAS BEEN SUBMITTED TO NVE METERING ENGINEER AND APPROVED. (submittals_southern@nvenergy.com)
- APPLICATION FOR METER SET HAS BEEN SUBMITTED TO NVE'S NEW DEVELOPMENT CENTER. FORM AVAILABLE AT: www.nvenergy.com/brochures_arch/new_construction/meter_set.pdf
- THE LOCAL BUILDING AUTHORITY HAS INSPECTED AND APPROVED THE METERING EQUIPMENT.
- METERING EQUIPMENT IS ACCESSIBLE AND CLEARLY IDENTIFIED WITH PERMANENT MARKINGS. ADDRESSES, SUITE NUMBERS, AND STREET SIGNS ARE POSTED IN PERMANENT LOCATIONS (SEE RPI-6).

TRACK PROJECT STATUS ONLINE WITH NVE'S DEVELOPER DASHBOARD:
www.nvenergy.com/business/newconstruction/newconstructionS/developerdashboard.cfm

CITY OF LAS VEGAS
PERMIT REQUIRED*
CONTACT CLV LAND DEVELOPMENT (229-6371)
CLV CONSTRUCTION SERVICES MUST BE NOTIFIED 24 HOURS PRIOR TO COMMENCING CONSTRUCTION (229-6337)
HANSEN_____ DATE_____
*NVE INSPECTOR MUST BE NOTIFIED BY FAX 48 HOURS PRIOR TO COMMENCING CONSTRUCTION & WILL VERIFY CITY PERMIT FOR WORK DONE IN STREETS OR SIDEWALK.
FAX PERMIT TO:
LAS VEGAS NORTH (RYAN CENTER): 402-4354
LAS VEGAS SOUTH (BELTWAY CENTER): 402-6864

NOTE: ALL THE ABOVE GROUND UTILITY APPURTENANCES SHALL CONFORM TO THE REQUIREMENTS OF CLV UNIFIED DEVELOPMENT CODE TITLE 19.06 AND 19.08

APPROVED FOR CONSTRUCTION
THIS APPROVAL IS FOR WORK IN CLV R/W & EASEMENT ONLY. OBTAINING PERMISSIONS OR EASEMENTS FOR WORK SHOWN ON PRIVATE PROPERTY IS THE RESPONSIBILITY OF THE UTILITY.

APPROVAL DATE

PRI RET -LA MADRE
7913 PAINTED SUNSET DR
ROYER RANCH RD

PROJ. ID: 3002061346	SCALE: 1" = 30'
SHEET # 11 OF 25	DATE: 05/15/2018

1/5/2019 2:46 PM gm29752

Sharing of this drawing and the information contained herein shall be only to individuals/parties who have entered into an agreement with Applicant for the completion of work associated with this specific project. Use for purposes other than this specific project requires the written consent of NV Energy.

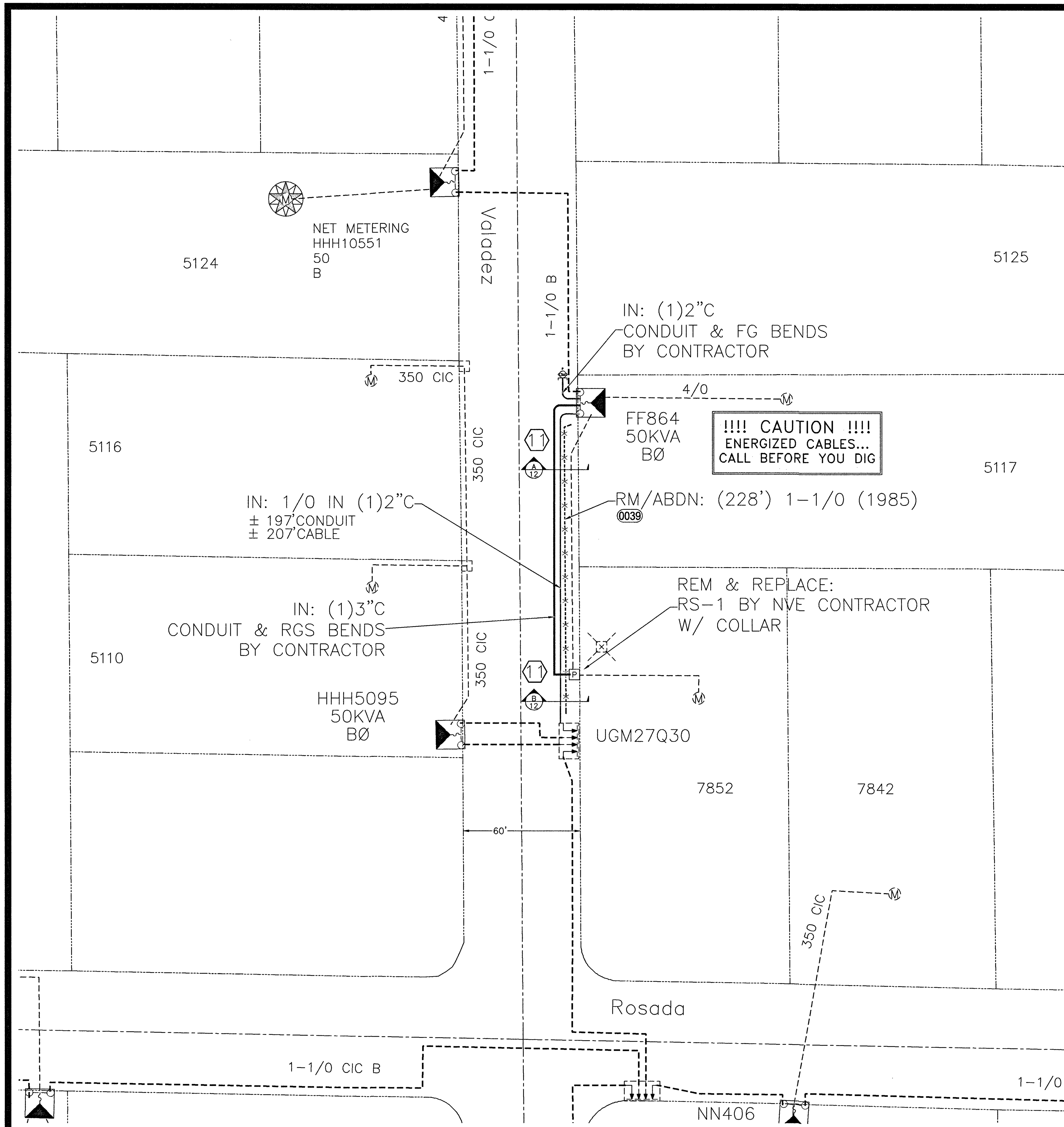

PURPOSE OF PROJECT
PRIMARY RETRENCH BETWEEN
UGM27Q30 & FF864

MAINTENANCE PROJECTS REQUIRE THE USE OF SCHEDULE 40 FOR ALL 2", 3", & 4" CONDUIT. D.B. 60 IS REQUIRED FOR ALL 6"CONDUIT. IF COILABLE CONDUIT IS USED, IT MUST BE H.D.P.E. WITHOUT RE-GROUND MATERIALS.

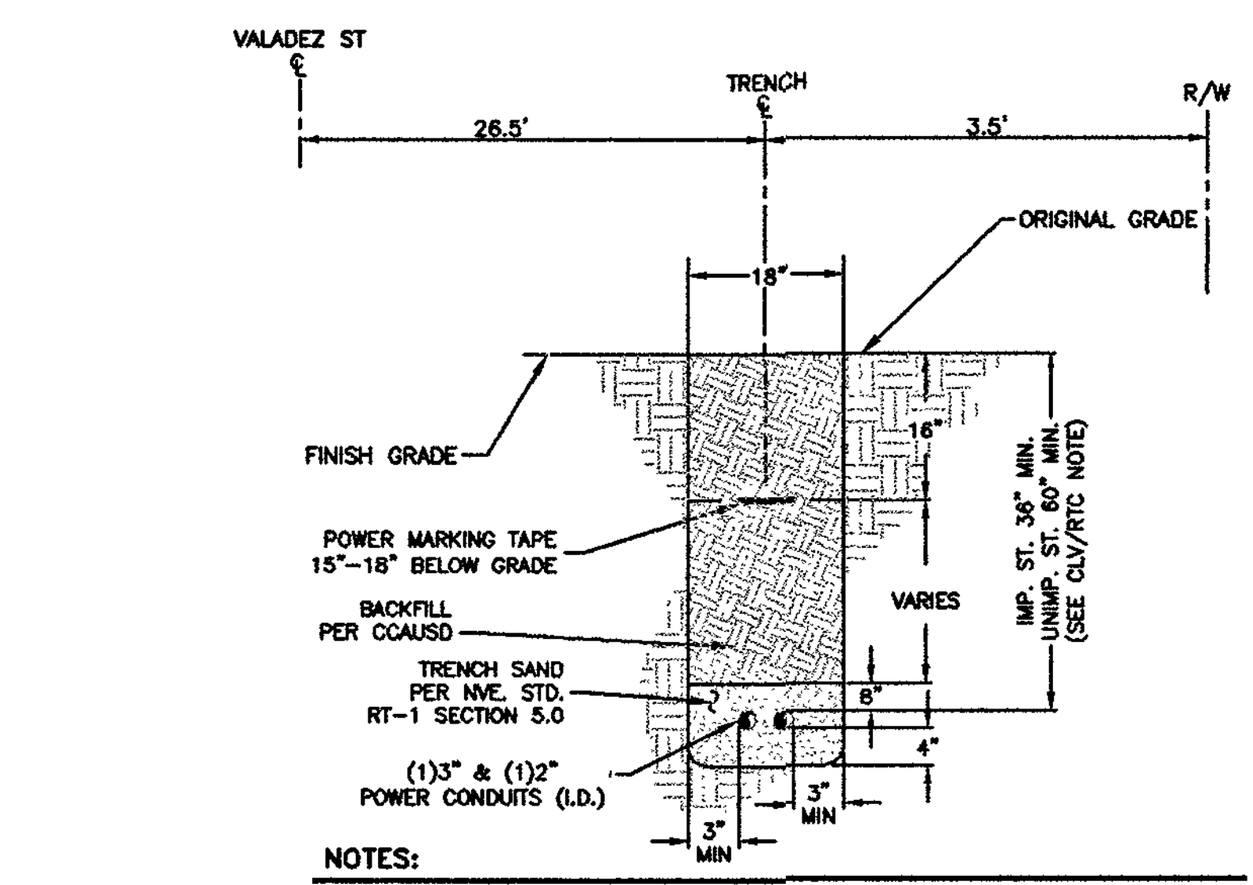

NOTES:
CLV REQUIREMENTS (APPLICABLE WITHIN CITY OF LAS VEGAS LIMITS ONLY):
IMPROVED AREA (IMP. ST.): (LOCATION OF TRENCH)
AREA WILL BE CONSIDERED IMPROVED IF IT MEETS ONE OR MORE OF THE FOLLOWING CRITERIA(S).
- EXISTING PERMANENT PAVEMENT WITH CURB & GUTTER AND/OR ADJACENT PERMANENT SIDEWALK.
- WITHIN AN IMPROVED TRAIL AREA.
- LIMITS OF CONSTRUCTION INSTALLED CONCURRENT WITH A PRIVATE OR PUBLIC PROJECT.
UNIMPROVED AREA (UNIMP. ST.): (LOCATION OF TRENCH)
ANY OTHER SCENARIO THAT FAILS TO MEET THE IMPROVED AREA CRITERIA(S) WILL BE CONSIDERED AN UNIMPROVED AREA.
NVE REQUIREMENTS:
FOR ALL OTHER JURISDICTIONS REFER TO NVE STANDARDS.
BACKFILL REQUIREMENTS NVE. STD. RT-1.
TRENCH DEPTH REQUIREMENTS NVE. STD. RT-5.

TRENCH DETAIL
(1)3" & (1)2" POWER CONDUITS (I.D.)
SECTION " A "

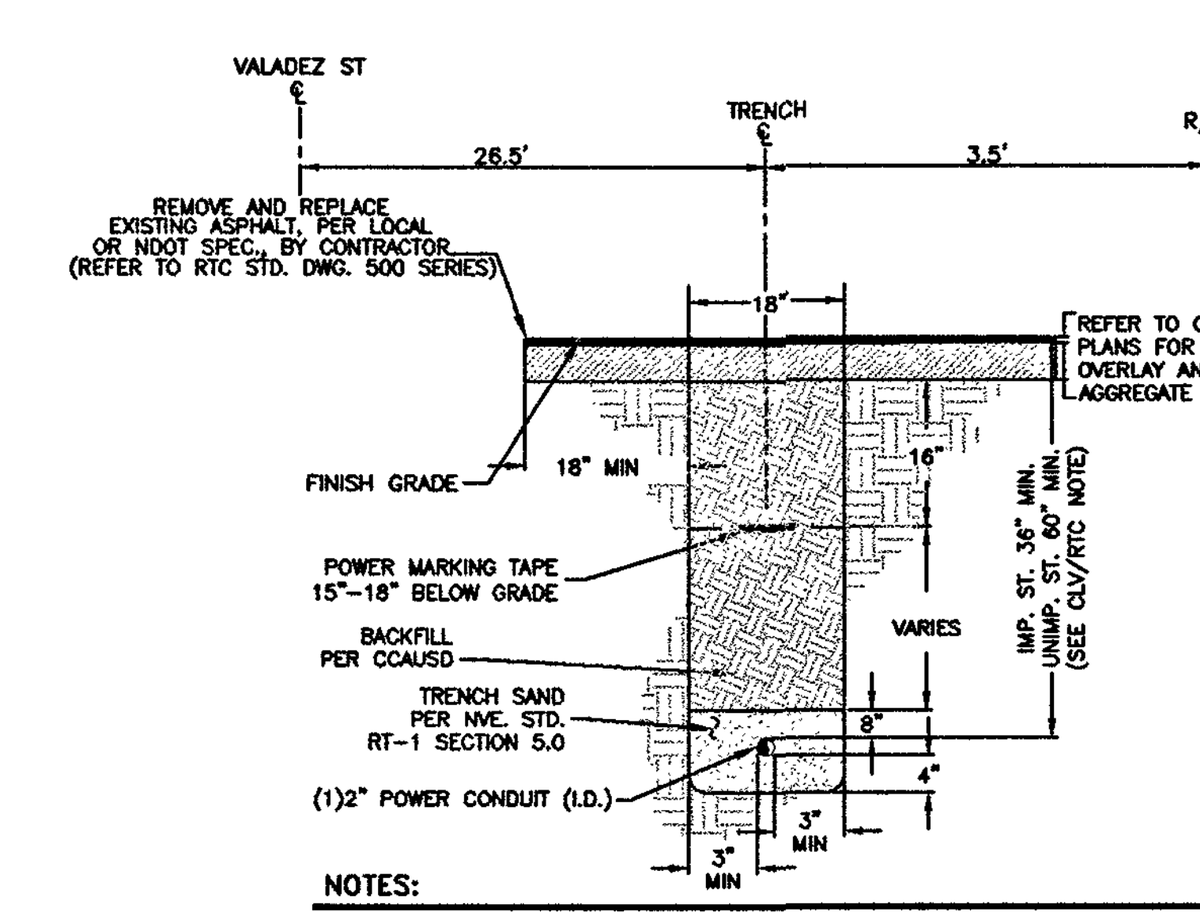

NOTES:
CLV REQUIREMENTS (APPLICABLE WITHIN CITY OF LAS VEGAS LIMITS ONLY):
IMPROVED AREA (IMP. ST.): (LOCATION OF TRENCH)
AREA WILL BE CONSIDERED IMPROVED IF IT MEETS ONE OR MORE OF THE FOLLOWING CRITERIA(S).
- EXISTING PERMANENT PAVEMENT WITH CURB & GUTTER AND/OR ADJACENT PERMANENT SIDEWALK.
- WITHIN AN IMPROVED TRAIL AREA.
- LIMITS OF CONSTRUCTION INSTALLED CONCURRENT WITH A PRIVATE OR PUBLIC PROJECT.
UNIMPROVED AREA (UNIMP. ST.): (LOCATION OF TRENCH)
ANY OTHER SCENARIO THAT FAILS TO MEET THE IMPROVED AREA CRITERIA(S) WILL BE CONSIDERED AN UNIMPROVED AREA.
NVE REQUIREMENTS:
FOR ALL OTHER JURISDICTIONS REFER TO NVE STANDARDS.
BACKFILL REQUIREMENTS NVE. STD. RT-1.
TRENCH DEPTH REQUIREMENTS NVE. STD. RT-5.

TRENCH DETAIL
1-2" CONDUIT
SECTION " B "

NOTE: PRIOR TO THE START OF TRENCHING CALL ALI MOHAMED AT 702-912-9409 OR RICK BEAN AT 702-378-1377 TO ARRANGE A FIELD MEETING.

T,R,S: 1960-33
APN: 12533701007

RETRENCH

NVE WORK AND SERVICES TO CONSIST OF:

EXIST.	NEW	
- -	—	1/0 TRIPLEX, 15 KV AL PRIMARY CABLE IN 4" PLASTIC CONDUIT.
- -	—	1/0, 15 KV AL PRIMARY CABLE IN 2" PLASTIC CONDUIT.
	—	INSTALL NEW CABLE IN EXISTING VACANT CONDUIT.
EX.500	500	500 MCM TRIPLEX SECONDARY CABLE IN 4" PLASTIC CONDUIT (CONDUIT BY CONTRACTOR).
EX.350	350	350 MCM TRIPLEX SECONDARY CABLE, CABLE IN CONDUIT.
EX.4/0	4/0	4/0 AWG TRIPLEX SECONDARY CABLE, CABLE IN CONDUIT.
EX.2/0	2/0	2/0 AWG TRIPLEX SECONDARY CABLE, CABLE IN CONDUIT.
		CONDUIT LOCATING DEVICE 18" ABOVE STUBOUT.
		SINGLE PHASE PRIMARY POLE RISER PER NVE U.G. STD. OEP-105.
		THREE PHASE PRIMARY POLE RISER PER NVE U.G. STD. OEP-106.
		SECONDARY RISER PER NVE U.G. STD. SSP-2.
FRONT	FRONT	SINGLE PHASE RESIDENTIAL PADMOUNTED TRANSFORMER WITH SIZE AS NOTED, 7200-120/240V, PER NVE U.G. STD. UT-113.
FRONT	FRONT	(2) SINGLE PHASE RESIDENTIAL COMMERCIAL TRANSFORMERS WITH SIZE AS NOTED, 7200-120/240V, CONNECT OPEN WYE-OPEN DELTA FOR THREE PHASE 120-240V SERVICE, PER NVE U.G. STD. UT-115, WHERE APPLICABLE.

TERMINATION OF ALL MODULES, MAKES, SPLICES AND FINAL CONNECTIONS.

NVE TO PROVIDE 6" TO (3)2" REDUCERS.

NVE TO PROVIDE 4" TO (1)2" REDUCERS.

NVE TO COIL PRIMARY CABLE IN PULLBOX FOR FUTURE SPLICES, WHERE APPLICABLE.

NVE TO CUT EXISTING CONDUIT AND TERMINATE PRIMARY CABLES ON THE LOAD BREAK MODULE, WHERE APPLICABLE.

100 FEET OUTSIDE RESIDENTIAL DEVELOPMENT MARKER. DCA TO PAY CONDUIT AND RISER COSTS INSIDE OF MARKER. CUSTOMER RESPONSIBLE FOR COSTS OUTSIDE MARKER.

CUSTOMER RESPONSIBILITY [DCA RESPONSIBILITY

CONTRACTOR TO FURNISH AND INSTALL:

EXIST.	NEW	
		ALL TRENCHING & BACKFILL, MEETING APPLICABLE NVE STANDARD (RT-7, RT-8, OR RT-12).
- -	—	3" PLASTIC CONDUIT, PER NVE U.G. STD. RC-1 AND RC-2.
		3" PLASTIC CONDUIT BENDS (90°, 45°) WITH 36" MIN. RADIUS. (IF CONDUIT LENGTH IS UNDER 100')
		3" RGS BENDS (90°, 45°) WITH 36" MINIMUM RADIUS, TAPED OR PVC COATED. (IF CONDUIT LENGTH IS OVER 100')
		IF THE CUSTOMER CHOOSES TO INSTALL A STREET CROSSING, NVE REQUIRES A 4" CONDUIT PER SECONDARY CABLE, AND A 2" CONDUIT PER 1/0 CABLE.
- -	—	2" DB120 PLASTIC CONDUIT (INCLUDING SWEEPS OR RISERS FOR HANDHOLES, TRANSFORMERS, PULLBOXES, ETC.).
		2" SCH.40 PLASTIC CONDUIT BENDS (90°, 45°) WITH 48" MINIMUM RADIUS (IF CONDUIT LENGTH IS UNDER 500').
		2" FIBERGLASS CONDUIT BENDS (90°, 45°) WITH 36" MINIMUM RADIUS (IF CONDUIT LENGTH IS OVER 500').
		COUPLING FOR 2", 4", OR 6" CONDUITS (AS APPLICABLE).
		ALL SERVICE CONDUIT - 2" MINIMUM DB60 PVC GRAY (RISER: RGS REQUIRED) WITH 5/32" POLYPROPYLENE PULL LINE WITH A MIN. BREAKING STRENGTH OF 1250 lbs.
☐	P	17" X 30" HANDHOLE, PER NVE U.G. STD. RS-1 (WITH 8" COLLAR WHERE APPLICABLE).
		2'-6" X 4' X 4' SPLICE PULLBOX PER NVE U.G. STD. RS-80.
		3' X 7' X 4' PULLBOX PER NVE U.G. STD. RS-82.
FRONT	FRONT	PAD FOR (1) SINGLE PHASE RESIDENTIAL TRANSFORMER, PER NVE U.G. STD. RS-13 AND RS-5.
FRONT	FRONT	PAD FOR (2) SINGLE PHASE RESIDENTIAL TRANSFORMERS, PER NVE U.G. STD. RS-14 AND RS-5.
FRONT	FRONT	PAD FOR (1) SINGLE PHASE COMMERCIAL TRANSFORMER, PER NVE U.G. STD. RS-19 AND RS-5.
		VEHICLE PROTECTIVE BARRIERS PER NVE U.G. STD. RS-6, WHERE APPLICABLE.

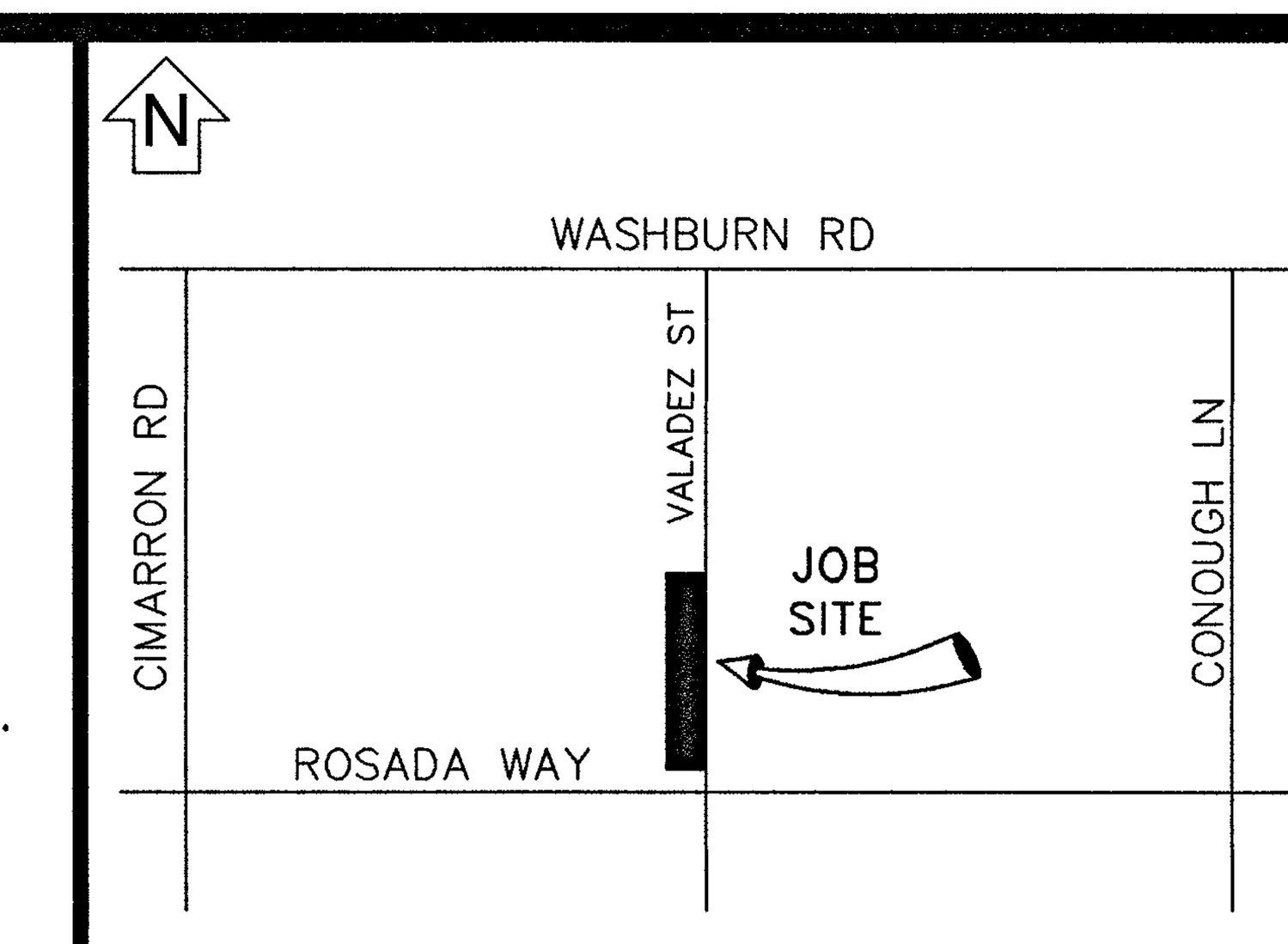

VICINITY MAP
(NOT TO SCALE)

EVERY EFFORT HAS BEEN MADE TO IDENTIFY ALL NVE FACILITIES. THE CUSTOMER SHALL CONFIRM THE EXISTENCE AND LOCATION OF THESE FACILITIES.

REVISIONS

NO.	DESCRIPTION	DATE	G.A.
△			
△			
△			
△			
△			
△			
△			
△			
△			
△			

MAINTENANCE

EXHIBIT 'A'

NVEnergy INFORMATION:
COORDINATOR: RON BILODEAU
PHONE: 702-402-6775
DESIGNER: DAVE SCHMITT D.F. --
DCA: N/A
INSPECTOR: 402-3008
STAND BY: 402-4114,402-4117,402-4118,402-4450
DISTRICT: LAS VEGAS NORTH
JPA INFORMATION:
JPA ADMIN PHONE: ______ JPA#: ______
CUSTOMER INFORMATION:
APPLICANT: NVE
ENGINEER: N/A
CONTACT: ______
APPROVAL DATE: ______
GOVERNMENT INFORMATION:
AGENCY: ______
APPROVAL DATE: ______

FOR EACH SERVICE POINT (POINT OF DELIVERY), ENERGY FOR EACH TENANT SPACE WILL BE MEASURED THROUGH ONE WATTHOUR METER. ENERGY FOR ALL NON-TENANT SPACE WILL BE MEASURED THROUGH ONE WATTHOUR METER. CONTACT NVE METER OPERATIONS FOR MULTIPLE RATE CLASS INSTALLATIONS.

NVEnergy

am29752

PRI RET -LA MADRE
7913 PAINTED SUNSET DR
VALDEZ ST

PROJ. ID: 3002061346	SCALE: 1" = 30'
SHEET # 12 OF 25	DATE: 05/15/2018

1/5/2019 2:46 PM

CITY OF LAS VEGAS
PERMIT REQUIRED*
CONTACT CLV LAND DEVELOPMENT (229-6371)
CLV CONSTRUCTION SERVICES MUST BE NOTIFIED 24 HOURS PRIOR TO COMMENCING CONSTRUCTION (229-6337)
HANSEN__________ DATE__________
*NVE INSPECTOR MUST BE NOTIFIED BY FAX 48 HOURS PRIOR TO COMMENCING CONSTRUCTION & WILL VERIFY CITY PERMIT FOR WORK DONE IN STREETS OR SIDEWALK
FAX PERMIT TO
LAS VEGAS NORTH (RYAN CENTER): 402-4354
LAS VEGAS SOUTH (BELTWAY CENTER): 402-6864

NOTE: ALL THE ABOVE GROUND UTILITY APPURTENANCES SHALL CONFORM TO THE REQUIREMENTS OF CLV UNIFIED DEVELOPMENT CODE TITLE 19.06 AND 19.08

APPROVED FOR CONSTRUCTION

THIS APPROVAL IS FOR WORK IN CLV R/W & EASEMENT ONLY. OBTAINING PERMISSIONS OR EASEMENTS FOR WORK SHOWN ON PRIVATE PROPERTY IS THE RESPONSIBILITY OF THE UTILITY.

APPROVAL ______ DATE

RTC NOTES:

BACKFILL AND RIGHT OF WAY RESTORATION SHALL CONFORM TO CLARK COUNTY UNIFORM STANDARD DRAWINGS

1	500.1	0 TO 5 YEARS PAVEMENT RESTORATION LONGITUDINAL CUT
2	500.2	0 TO 5 YEARS PAVEMENT RESTORATION TRANSVERSE CUT
3	500.3	OVER 5 YEARS PAVEMENT RESTORATION LONGITUDINAL CUT. GREATER THAN 60' R.O.W
4	500.4	OVER 5 YRS PAVEMENT RESTORATION LONGITUDINAL CUT. 60' R.O.W OR LESS
5	500.5	OVER 5 YRS PAVEMENT RESTORATION TRANSVERSE ALL R.O.W WIDTHS
6	501	TYPICAL UNDERGROUND UTILITY LOCATIONS IN RESIDENTIAL STREETS 60' OR LESS R.O.W.
7	501.1	TYPICAL UTILITY UNDERGROUND LOCATIONS IN STREETS WITH GREATER THAN 60' R.O.W.
8	503	METHOD B FOR RIGID AND FLEXIBLE PIPE TRENCH BACKFILL - PAVED AREAS
9	503.1	METHOD A FOR FLEXIBLE PIPE TRENCH BACKFILL - PAVED AREAS
10	503.2	METHOD A FOR RIGID PIPE TRENCH BACKFILL - PAVED AREAS
11		BACKFILL IN UNPAVED AREA AS REQUIRED BY LOCAL CODE OR AS APPROVED BY AGENCY.
12	234	SIDEWALK

CONSTRUCTION/INSPECTION REQUIREMENTS
WORK MUST CONFORM TO NVE ELECTRIC SERVICE STANDARDS, AVAILABLE AT:
www.nvenergy.com/business/newconstruction/newconstructionS/servicestandards.cfm

NVE INSPECTOR MUST BE PRESENT TO INSPECT TRENCHING (SCHEDULE AT LEAST 72 HOURS IN ADVANCE) AT EACH OF THE FOLLOWING STAGES:
1. BOTTOM SAND AND CONDUIT INSTALLED
2. TOP SAND INSTALLED
3. BACKFILL INSTALLED

CONDUIT MUST BE MANDRELLED PRIOR TO RELEASE (COORDINATE WITH INSPECTOR).

NVE STAND BY CREW IS REQUIRED WHEN WORKING AT AN ENERGIZED VAULT OR TRANSFORMER. CALL STAND BY NUMBER (SEE TITLE BLOCK) TO SCHEDULE.

NVE ELECTRICAL INSTALLATION WILL NOT BE SCHEDULED UNTIL AFTER THE NVE INSPECTOR HAS COMPLETED THE OFFICIAL RELEASE.

METER(S) WILL NOT BE SET UNTIL ALL OF THE FOLLOWING ARE COMPLETE:
- [INSTRUMENT-RATED ONLY] METERING EQUIPMENT HAS BEEN SUBMITTED TO NVE METERING ENGINEER AND APPROVED. (submittals_southern@nvenergy.com)
- APPLICATION FOR METER SET HAS BEEN SUBMITTED TO NVE'S NEW DEVELOPMENT CENTER. FORM AVAILABLE AT: www.nvenergy.com/brochures_arch/new_construction/meter_set.pdf
- THE LOCAL BUILDING AUTHORITY HAS INSPECTED AND APPROVED THE METERING EQUIPMENT.
- METERING EQUIPMENT IS ACCESSIBLE AND CLEARLY IDENTIFIED WITH PERMANENT MARKINGS. ADDRESSES, SUITE NUMBERS, AND STREET SIGNS ARE POSTED IN PERMANENT LOCATIONS (SEE RPI-G).

TRACK PROJECT STATUS ONLINE WITH NVE'S DEVELOPER DASHBOARD:
www.nvenergy.com/business/newconstruction/newconstructionS/developerdashboard.cfm

Sharing of this drawing and the information contained herein shall be only to individuals/parties who have entered into an agreement with Applicant for the completion of work associated with this specific project. Use for purposes other than this specific project requires the written consent of NV Energy.

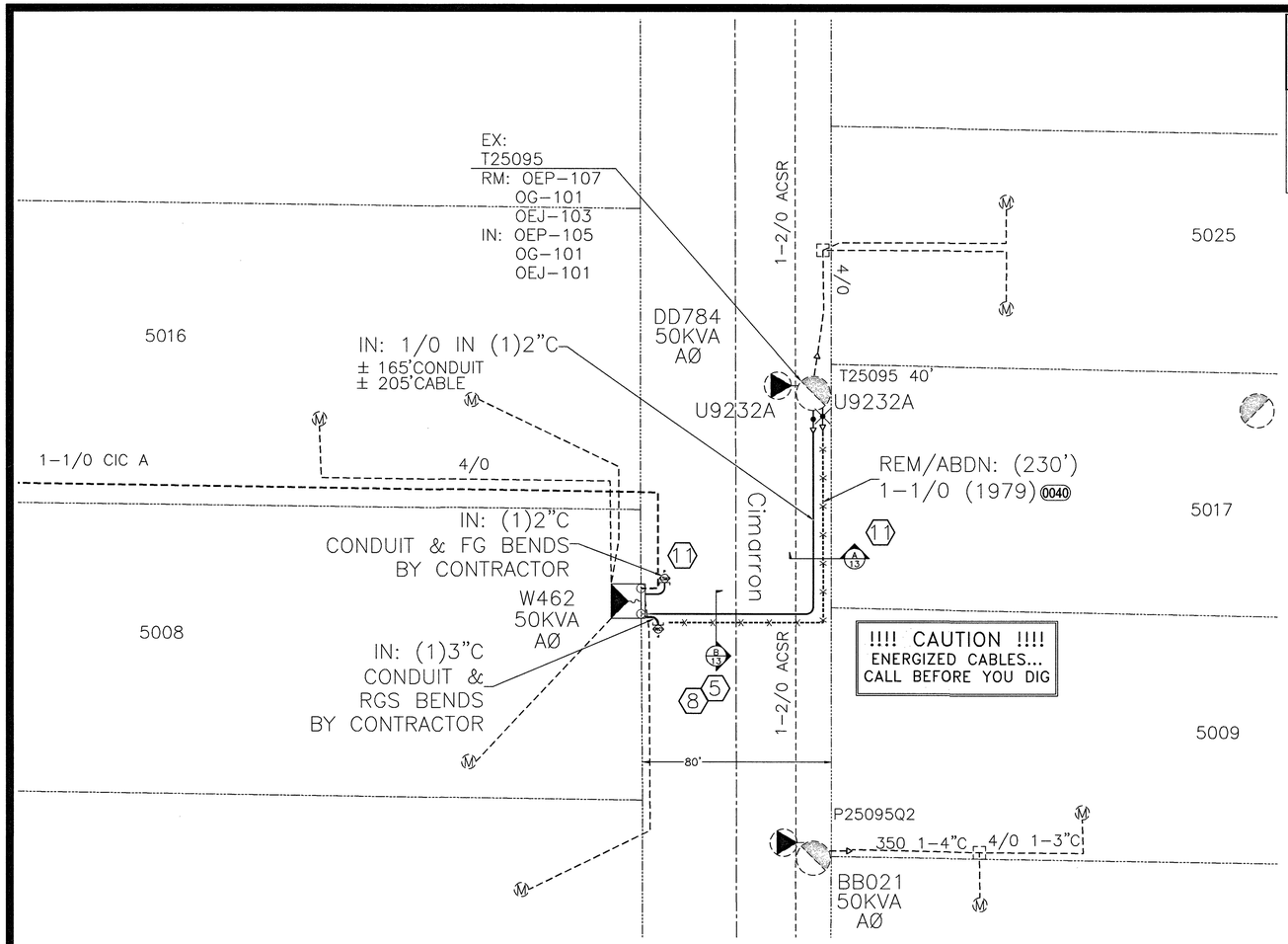

PURPOSE OF PROJECT
PRIMARY RETRENCH BETWEEN
W462 & T25095

MAINTENANCE PROJECTS REQUIRE THE USE OF SCHEDULE 40 FOR ALL 2", 3", & 4" CONDUIT. D.B. 60 IS REQUIRED FOR ALL 6"CONDUIT. IF COILABLE CONDUIT IS USED, IT MUST BE H.D.P.E. WITHOUT RE-GROUND MATERIALS.

NOTE: PRIOR TO THE START OF TRENCHING CALL ALI MOHAMED AT 702-912-9409 OR RICK BEAN AT 702-378-1377 TO ARRANGE A FIELD MEETING.

N

T,R,S: 1960-33
APN: 12533705008

RETRENCH

EXIST. NEW **NVE WORK AND SERVICES TO CONSIST OF:**

- 1/0 TRIPLEX, 15 KV AL PRIMARY CABLE IN 4" PLASTIC CONDUIT.
- 1/0, 15 KV AL PRIMARY CABLE IN 2" PLASTIC CONDUIT.
- INSTALL NEW CABLE IN EXISTING VACANT CONDUIT.
- EX.500 500 — 500 MCM TRIPLEX SECONDARY CABLE IN 4" PLASTIC CONDUIT (CONDUIT BY CONTRACTOR).
- EX.350 350 — 350 MCM TRIPLEX SECONDARY CABLE, CABLE IN CONDUIT.
- EX.4/0 4/0 — 4/0 AWG TRIPLEX SECONDARY CABLE, CABLE IN CONDUIT.
- EX.2/0 2/0 — 2/0 AWG TRIPLEX SECONDARY CABLE, CABLE IN CONDUIT.
- CONDUIT LOCATING DEVICE 18" ABOVE STUBOUT.
- SINGLE PHASE PRIMARY POLE RISER PER NVE U.G. STD. OEP-105.
- THREE PHASE PRIMARY POLE RISER PER NVE U.G. STD. OEP-106.
- SECONDARY RISER PER NVE U.G. STD. SSP-2.
- SINGLE PHASE RESIDENTIAL PADMOUNTED TRANSFORMER WITH SIZE AS NOTED, 7200-120/240V, PER NVE U.G. STD. UT-113.
- (2) SINGLE PHASE RESIDENTIAL COMMERCIAL TRANSFORMERS WITH SIZE AS NOTED, 7200-120/240V, CONNECT OPEN WYE-OPEN DELTA FOR THREE PHASE 120-240V SERVICE, PER NVE U.G. STD. UT-115, WHERE APPLICABLE.
- TERMINATION OF ALL MODULES, MAKES, SPLICES AND FINAL CONNECTIONS.
- NVE TO PROVIDE 6" TO (3)2" REDUCERS.
- NVE TO PROVIDE 4" TO (1)2" REDUCERS.
- NVE TO COIL PRIMARY CABLE IN PULLBOX FOR FUTURE SPLICES, WHERE APPLICABLE.
- NVE TO CUT EXISTING CONDUIT AND TERMINATE PRIMARY CABLES ON THE LOAD BREAK MODULE, WHERE APPLICABLE.
- 100 FEET OUTSIDE RESIDENTIAL DEVELOPMENT MARKER. DCA TO PAY CONDUIT AND RISER COSTS INSIDE OF MARKER. CUSTOMER RESPONSIBLE FOR COSTS OUTSIDE MARKER.

CUSTOMER RESPONSIBILITY | DCA RESPONSIBILITY

EXIST. NEW **CONTRACTOR TO FURNISH AND INSTALL:**

- ALL TRENCHING & BACKFILL, MEETING APPLICABLE NVE STANDARD (RT-7, RT-8, OR RT-12).
- 3" PLASTIC CONDUIT, PER NVE U.G. STD. RC-1 AND RC-2.
- 3" PLASTIC CONDUIT BENDS (90°, 45°) WITH 36" MIN. RADIUS. (IF CONDUIT LENGTH IS UNDER 100')
- 3" RGS BENDS (90°, 45°) WITH 36" MINIMUM RADIUS, TAPED OR PVC COATED. (IF CONDUIT LENGTH IS OVER 100')
- IF THE CUSTOMER CHOOSES TO INSTALL A STREET CROSSING, NVE REQUIRES A 4" CONDUIT PER SECONDARY CABLE, AND A 2" CONDUIT PER 1/0 CABLE.
- 2" DB120 PLASTIC CONDUIT (INCLUDING SWEEPS OR RISERS FOR HANDHOLES, TRANSFORMERS, PULLBOXES, ETC.).
- 2" SCH.40 PLASTIC CONDUIT BENDS (90°, 45°) WITH 48" MINIMUM RADIUS (IF CONDUIT LENGTH IS UNDER 500').
- 2" FIBERGLASS CONDUIT BENDS (90°, 45°) WITH 36" MINIMUM RADIUS (IF CONDUIT LENGTH IS OVER 500').
- COUPLING FOR 2", 4", OR 6" CONDUITS (AS APPLICABLE).
- ALL SERVICE CONDUIT - 2" MINIMUM DB60 PVC GRAY (RISER: RGS REQUIRED) WITH 5/32" POLYPROPYLENE PULL LINE WITH A MIN. BREAKING STRENGTH OF 1250 lbs.
- 17" X 30" HANDHOLE, PER NVE U.G. STD. RS-1 (WITH 8" COLLAR WHERE APPLICABLE).
- 2'-6" X 4' X 4' SPLICE PULLBOX PER NVE U.G. STD. RS-80.
- 3' X 7' X 4' PULLBOX PER NVE U.G. STD. RS-82.
- PAD FOR (1) SINGLE PHASE RESIDENTIAL TRANSFORMER, PER NVE U.G. STD. RS-13 AND RS-5.
- PAD FOR (2) SINGLE PHASE RESIDENTIAL TRANSFORMERS, PER NVE U.G. STD. RS-14 AND RS-5.
- PAD FOR (1) SINGLE PHASE COMMERCIAL TRANSFORMER, PER NVE U.G. STD. RS-19 AND RS-5.
- VEHICLE PROTECTIVE BARRIERS PER NVE U.G. STD. RS-6, WHERE APPLICABLE.

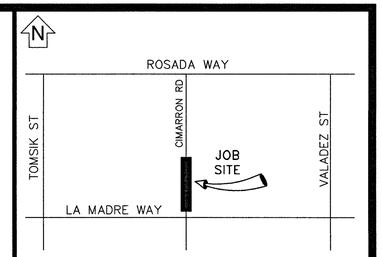

VICINITY MAP
(NOT TO SCALE)

EVERY EFFORT HAS BEEN MADE TO IDENTIFY ALL NVE FACILITIES. THE CUSTOMER SHALL CONFIRM THE EXISTENCE AND LOCATION OF THESE FACILITIES.

AVOID HITTING OVERHEAD POWER LINES. IT'S COSTLY.
CALL BEFORE YOU DO OVERHEAD
CALL 1-702-402-2929

Call before you Dig
Avoid cutting underground utility lines. It's costly.
CALL 811
OR
1-800-227-2600
AND CLARK COUNTY TRAFFIC OPERATIONS
1-702-455-6000

REVISIONS

NO.	DESCRIPTION	DATE	G.A.
△			
△			
△			
△			
△			
△			
△			
△			
△			
△			

MAINTENANCE

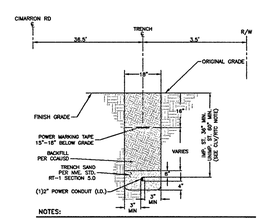

TRENCH DETAIL
SECTION " A "

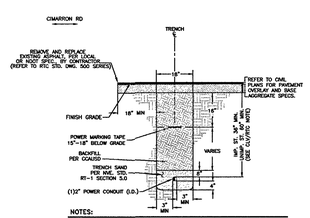

TRENCH DETAIL
SECTION " B "

RTC NOTES:

BACKFILL AND RIGHT OF WAY RESTORATION SHALL CONFORM TO CLARK COUNTY UNIFORM STANDARD DRAWINGS

1	500.1	0 TO 5 YEARS PAVEMENT RESTORATION LONGITUDINAL CUT
2	500.2	0 TO 5 YEARS PAVEMENT RESTORATION TRANSVERSE CUT
3	500.3	OVER 5 YEARS PAVEMENT RESTORATION LONGITUDINAL CUT. GREATER THAN 60' R.O.W
4	500.4	OVER 5 YRS PAVEMENT RESTORATION LONGITUDINAL CUT. 60' R.O.W OR LESS
5	500.5	OVER 5 YRS PAVEMENT RESTORATION TRANSVERSE ALL R.O.W WIDTHS
6	501	TYPICAL UNDERGROUND UTILITY LOCATIONS IN RESIDENTIAL STREETS 60' OR LESS R.O.W.
7	501.1	TYPICAL UTILITY UNDERGROUND LOCATIONS IN STREETS WITH GREATER THAN 60' R.O.W.
8	503	METHOD B FOR RIGID AND FLEXIBLE PIPE TRENCH BACKFILL - PAVED AREAS
9	503.1	METHOD A FOR FLEXIBLE PIPE TRENCH BACKFILL - PAVED AREAS
10	503.2	METHOD A FOR RIGID PIPE TRENCH BACKFILL - PAVED AREAS
11		BACKFILL IN UNPAVED AREA AS REQUIRED BY LOCAL CODE OR AS APPROVED BY AGENCY.
12	234	SIDEWALK

CONSTRUCTION/INSPECTION REQUIREMENTS

WORK MUST CONFORM TO NVE ELECTRIC SERVICE STANDARDS, AVAILABLE AT:
www.nvenergy.com/business/newconstruction/newconstructionS/servicestandards.cfm

NVE INSPECTOR MUST BE PRESENT TO INSPECT TRENCHING (SCHEDULE AT LEAST 72 HOURS IN ADVANCE) AT EACH OF THE FOLLOWING STAGES:
1. BOTTOM SAND AND CONDUIT INSTALLED
2. TOP SAND INSTALLED
3. BACKFILL INSTALLED

CONDUIT MUST BE MANDRELLED PRIOR TO RELEASE (COORDINATE WITH INSPECTOR).

NVE STAND BY CREW IS REQUIRED WHEN WORKING AT AN ENERGIZED VAULT OR TRANSFORMER. CALL STAND BY NUMBER (SEE TITLE BLOCK) TO SCHEDULE.

NVE ELECTRICAL INSTALLATION WILL NOT BE SCHEDULED UNTIL AFTER THE NVE INSPECTOR HAS COMPLETED THE OFFICIAL RELEASE.

METER(S) WILL NOT BE SET UNTIL ALL OF THE FOLLOWING ARE COMPLETE:
- [INSTRUMENT-RATED ONLY] METERING EQUIPMENT HAS BEEN SUBMITTED TO NVE METERING ENGINEER AND APPROVED. (submittals_eastbern@nvenergy.com)
- APPLICATION FOR METER SET HAS BEEN SUBMITTED TO NVE'S NEW DEVELOPMENT CENTER. FORM AVAILABLE AT: www.nvenergy.com/brochures_arch/new_construction/meter_set.pdf
- THE LOCAL BUILDING AUTHORITY HAS INSPECTED AND APPROVED THE METERING EQUIPMENT.
- METERING EQUIPMENT IS ACCESSIBLE AND CLEARLY IDENTIFIED WITH PERMANENT MARKINGS. ADDRESSES, SUITE NUMBERS, AND STREET SIGNS ARE POSTED IN PERMANENT LOCATIONS (SEE RPI-2).

TRACK PROJECT STATUS ONLINE WITH NVE'S DEVELOPER DASHBOARD:
www.nvenergy.com/business/newconstruction/newconstructionS/developerdashboard.cfm

CITY OF LAS VEGAS
PERMIT REQUIRED*

CONTACT CLV LAND DEVELOPMENT (229-6371)
CLV CONSTRUCTION SERVICES MUST BE NOTIFIED 24 HOURS PRIOR TO COMMENCING CONSTRUCTION (229-6337)

HANSEN_____ DATE_____

*NVE INSPECTOR MUST BE NOTIFIED BY FAX 48 HOURS PRIOR TO COMMENCING CONSTRUCTION & WILL VERIFY CITY PERMIT FOR WORK DONE IN STREETS OR SIDEWALK.
FAX PERMIT TO:
LAS VEGAS NORTH (RYAN CENTER): 402-4354
LAS VEGAS SOUTH (BELTWAY CENTER): 402-6864

NOTE: ALL THE ABOVE GROUND UTILITY APPURTENANCES SHALL CONFORM TO THE REQUIREMENTS OF CLV UNIFIED DEVELOPMENT CODE TITLE 19.06 AND 19.08

APPROVED FOR CONSTRUCTION

THIS APPROVAL IS FOR WORK IN CLV R/W & EASEMENT ONLY. OBTAINING PERMISSIONS OR EASEMENTS FOR WORK SHOWN ON PRIVATE PROPERTY IS THE RESPONSIBILITY OF THE UTILITY.

APPROVAL DATE

EXHIBIT 'A'

NVEnergy INFORMATION:
COORDINATOR: RON BILODEAU
PHONE: 702-402-6775
DESIGNER: DAVE SCHMITT D.F. --
DCA: N/A
INSPECTOR: 402-3008
STAND BY: 402-4114,402-4117,402-4118,402-4450
DISTRICT: LAS VEGAS NORTH
JPA INFORMATION:
JPA ADMIN PHONE: _____ JPA#: _____
CUSTOMER INFORMATION:
APPLICANT: NVE
ENGINEER: N/A
CONTACT:
APPROVAL DATE:
GOVERNMENT INFORMATION:
AGENCY:
APPROVAL DATE:

FOR EACH SERVICE POINT (POINT OF DELIVERY), ENERGY FOR EACH TENANT SPACE WILL BE MEASURED THROUGH ONE WATTHOUR METER. ENERGY FOR ALL NON-TENANT SPACE WILL BE MEASURED THROUGH ONE WATTHOUR METER. CONTACT NVE METER OPERATIONS FOR MULTIPLE RATE CLASS INSTALLATIONS.

NVEnergy

PRI RET -LA MADRE
7913 PAINTED SUNSET DR
CIMARRON

PROJ. ID: 3002061346	SCALE: 1" = 30'
SHEET # 13 OF 25	DATE: 05/15/2018

am29752
1/5/2019 2:46 PM

Sharing of this drawing and the information contained herein shall be only to individuals/parties who have entered into an agreement with Applicant for the completion of work associated with this specific project. Use for purposes other than this specific project requires the written consent of NV Energy.

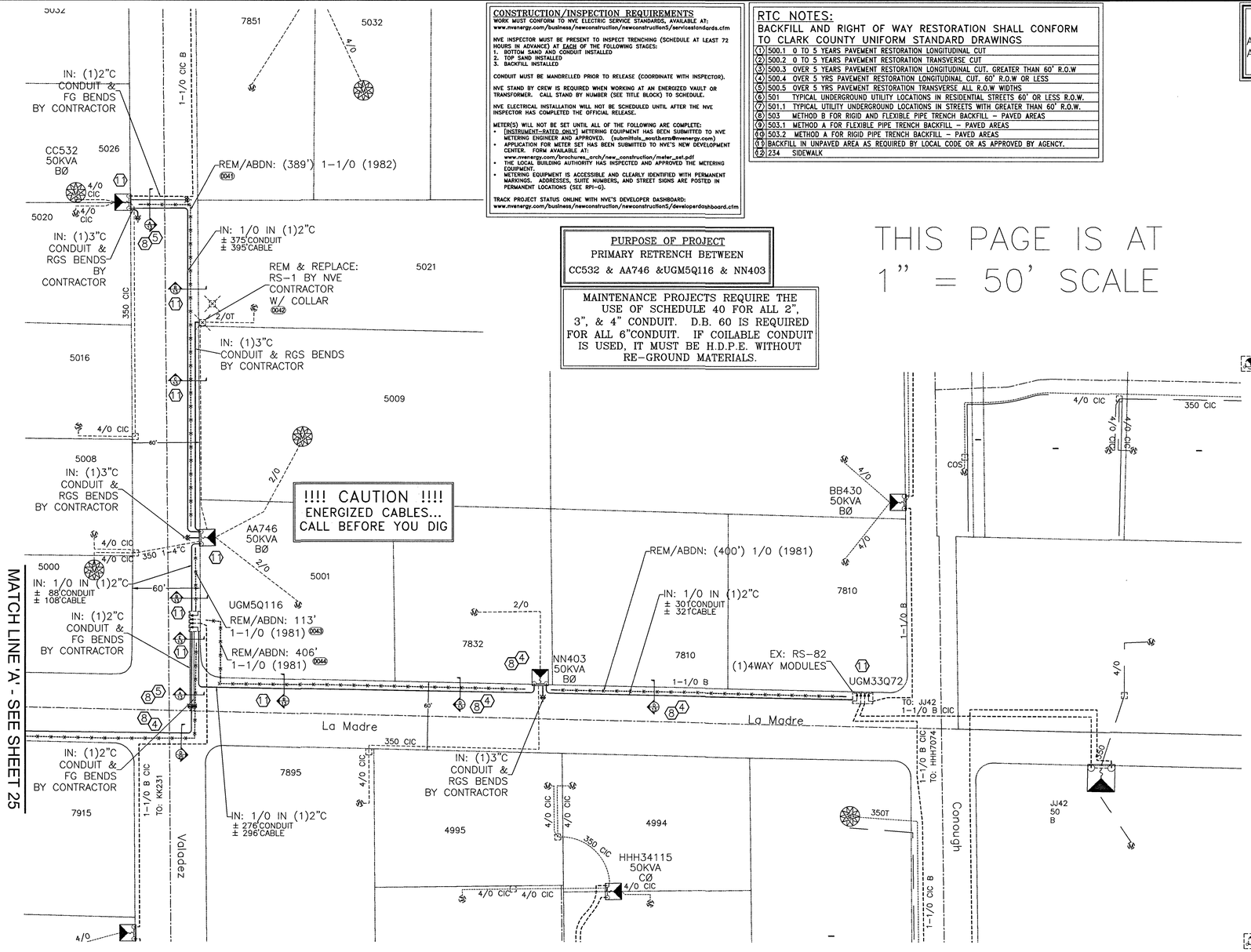

CONSTRUCTION/INSPECTION REQUIREMENTS

WORK MUST CONFORM TO NVE ELECTRIC SERVICE STANDARDS, AVAILABLE AT: www.nvenergy.com/business/newconstruction/newconstruction5/servicestandards.cfm

NVE INSPECTOR MUST BE PRESENT TO INSPECT TRENCHING (SCHEDULE AT LEAST 72 HOURS IN ADVANCE) AT EACH OF THE FOLLOWING STAGES:
1. BOTTOM SAND AND CONDUIT INSTALLED
2. TOP SAND INSTALLED
3. BACKFILL INSTALLED

CONDUIT MUST BE MANDRELLED PRIOR TO RELEASE (COORDINATE WITH INSPECTOR).

NVE STAND BY CREW IS REQUIRED WHEN WORKING AT AN ENERGIZED VAULT OR TRANSFORMER. CALL STAND BY NUMBER (SEE TITLE BLOCK) TO SCHEDULE.

NVE ELECTRICAL INSTALLATION WILL NOT BE SCHEDULED UNTIL AFTER THE NVE INSPECTOR HAS COMPLETED THE OFFICIAL RELEASE.

METER(S) WILL NOT BE SET UNTIL ALL OF THE FOLLOWING ARE COMPLETE:
- (INSTRUMENT-RATED ONLY) METERING EQUIPMENT HAS BEEN SUBMITTED TO NVE METERING ENGINEER AND APPROVED. (submittals_southern@nvenergy.com)
- APPLICATION FOR METER SET HAS BEEN SUBMITTED TO NVE'S NEW DEVELOPMENT CENTER. FORM AVAILABLE AT: www.nvenergy.com/brochures_orch/new_construction/meter_set.pdf
- THE LOCAL BUILDING AUTHORITY HAS INSPECTED AND APPROVED THE METERING EQUIPMENT.
- METERING EQUIPMENT IS ACCESSIBLE AND CLEARLY IDENTIFIED WITH PERMANENT MARKINGS. ADDRESSES, SUITE NUMBERS, AND STREET SIGNS ARE POSTED IN PERMANENT LOCATIONS (SEE RPI-G).

TRACK PROJECT STATUS ONLINE WITH NVE'S DEVELOPER DASHBOARD: www.nvenergy.com/business/newconstruction/newconstruction5/developerdashboard.cfm

RTC NOTES:

BACKFILL AND RIGHT OF WAY RESTORATION SHALL CONFORM TO CLARK COUNTY UNIFORM STANDARD DRAWINGS

1	500.1 0 TO 5 YEARS PAVEMENT RESTORATION LONGITUDINAL CUT
2	500.2 0 TO 5 YEARS PAVEMENT RESTORATION TRANSVERSE CUT
3	500.3 OVER 5 YEARS PAVEMENT RESTORATION LONGITUDINAL CUT. GREATER THAN 60' R.O.W
4	500.4 OVER 5 YRS PAVEMENT RESTORATION LONGITUDINAL CUT. 60' R.O.W OR LESS
5	500.5 OVER 5 YRS PAVEMENT RESTORATION TRANSVERSE ALL R.O.W WIDTHS
6	501 TYPICAL UNDERGROUND UTILITY LOCATIONS IN RESIDENTIAL STREETS 60' OR LESS R.O.W.
7	501.1 TYPICAL UTILITY UNDERGROUND LOCATIONS IN STREETS WITH GREATER THAN 60' R.O.W.
8	503 METHOD B FOR RIGID AND FLEXIBLE PIPE TRENCH BACKFILL - PAVED AREAS
9	503.1 METHOD A FOR FLEXIBLE PIPE TRENCH BACKFILL - PAVED AREAS
10	503.2 METHOD A FOR RIGID PIPE TRENCH BACKFILL - PAVED AREAS
11	BACKFILL IN UNPAVED AREA AS REQUIRED BY LOCAL CODE OR AS APPROVED BY AGENCY.
12	234 SIDEWALK

PURPOSE OF PROJECT

PRIMARY RETRENCH BETWEEN CC532 & AA746 &UGM5Q116 & NN403

MAINTENANCE PROJECTS REQUIRE THE USE OF SCHEDULE 40 FOR ALL 2", 3", & 4" CONDUIT. D.B. 60 IS REQUIRED FOR ALL 6"CONDUIT. IF COILABLE CONDUIT IS USED, IT MUST BE H.D.P.E. WITHOUT RE-GROUND MATERIALS.

THIS PAGE IS AT 1" = 50' SCALE

NOTE: PRIOR TO THE START OF TRENCHING CALL ALI MOHAMED AT 702-912-9409 OR RICK BEAN AT 702-378-1377 TO ARRANGE A FIELD MEETING.

N

T,R,S: 1960-33

APN: 12533705008

RETRENCH

NVE WORK AND SERVICES TO CONSIST OF:

EXIST.	NEW	
		1/0 TRIPLEX, 15 KV AL PRIMARY CABLE IN 4" PLASTIC CONDUIT.
		1/0, 15 KV AL PRIMARY CABLE IN 2" PLASTIC CONDUIT.
		INSTALL NEW CABLE IN EXISTING VACANT CONDUIT.
EX.500	500	500 MCM TRIPLEX SECONDARY CABLE IN 4" PLASTIC CONDUIT (CONDUIT BY CONTRACTOR).
EX.350	350	350 MCM TRIPLEX SECONDARY CABLE, CABLE IN CONDUIT.
EX.4/0	4/0	4/0 AWG TRIPLEX SECONDARY CABLE, CABLE IN CONDUIT.
EX.2/0	2/0	2/0 AWG TRIPLEX SECONDARY CABLE, CABLE IN CONDUIT.

CONDUIT LOCATING DEVICE 18" ABOVE STUBOUT.

SINGLE PHASE PRIMARY POLE RISER PER NVE U.G. STD. OEP-105.

THREE PHASE PRIMARY POLE RISER PER NVE U.G. STD. OEP-106.

SECONDARY RISER PER NVE U.G. STD. SSP-2.

SINGLE PHASE RESIDENTIAL PADMOUNTED TRANSFORMER WITH SIZE AS NOTED, 7200-120/240V, PER NVE U.G. STD. UT-113.

(2) SINGLE PHASE RESIDENTIAL COMMERCIAL TRANSFORMERS WITH SIZE AS NOTED, 7200-120/240V, CONNECT OPEN WYE-OPEN DELTA FOR THREE PHASE 120-240V SERVICE, PER NVE U.G. STD. UT-115, WHERE APPLICABLE.

TERMINATION OF ALL MODULES, MAKES, SPLICES AND FINAL CONNECTIONS.

NVE TO PROVIDE 6" TO (3)2" REDUCERS.

NVE TO PROVIDE 4" TO (1)2" REDUCERS.

NVE TO COIL PRIMARY CABLE IN PULLBOX FOR FUTURE SPLICES, WHERE APPLICABLE.

NVE TO CUT EXISTING CONDUIT AND TERMINATE PRIMARY CABLES ON THE LOAD BREAK MODULE, WHERE APPLICABLE.

100 FEET OUTSIDE RESIDENTIAL DEVELOPMENT MARKER. DCA TO PAY CONDUIT AND RISER COSTS INSIDE OF MARKER. CUSTOMER RESPONSIBLE FOR COSTS OUTSIDE MARKER.

CUSTOMER RESPONSIBILITY | DCA RESPONSIBILITY

CONTRACTOR TO FURNISH AND INSTALL:

ALL TRENCHING & BACKFILL, MEETING APPLICABLE NVE STANDARD (RT-7, RT-8, OR RT-12).

3" PLASTIC CONDUIT, PER NVE U.G. STD. RC-1 AND RC-2.

3" PLASTIC CONDUIT BENDS (90°, 45°) WITH 36" MIN. RADIUS. (IF CONDUIT LENGTH IS UNDER 100')

3" RGS BENDS (90°, 45°) WITH 36" MINIMUM RADIUS, TAPED OR PVC COATED. (IF CONDUIT LENGTH IS OVER 100')

IF THE CUSTOMER CHOOSES TO INSTALL A STREET CROSSING, NVE REQUIRES A 4" CONDUIT PER SECONDARY CABLE, AND A 2" CONDUIT PER 1/0 CABLE.

2" DB120 PLASTIC CONDUIT (INCLUDING SWEEPS OR RISERS FOR HANDHOLES, TRANSFORMERS, PULLBOXES, ETC.).

2" SCH.40 PLASTIC CONDUIT BENDS (90°, 45°) WITH 48" MINIMUM RADIUS (IF CONDUIT LENGTH IS UNDER 500').

2" FIBERGLASS CONDUIT BENDS (90°, 45°) WITH 36" MINIMUM RADIUS (IF CONDUIT LENGTH IS OVER 500').

COUPLING FOR 2", 4", OR 6" CONDUITS (AS APPLICABLE).

ALL SERVICE CONDUIT - 2" MINIMUM DB60 PVC GRAY (RISER: RGS REQUIRED) WITH 5/32" POLYPROPYLENE PULL LINE WITH A MIN. BREAKING STRENGTH OF 1250 lbs.

17" X 30" HANDHOLE, PER NVE U.G. STD. RS-1 (WITH 8" COLLAR WHERE APPLICABLE).

2'-6" X 4' X 4' SPLICE PULLBOX PER NVE U.G. STD. RS-80.

3' X 7' X 4' PULLBOX PER NVE U.G. STD. RS-82.

PAD FOR (1) SINGLE PHASE RESIDENTIAL TRANSFORMER, PER NVE U.G. STD. RS-13 AND RS-5.

PAD FOR (2) SINGLE PHASE RESIDENTIAL TRANSFORMERS, PER NVE U.G. STD. RS-14 AND RS-5.

PAD FOR (1) SINGLE PHASE COMMERCIAL TRANSFORMER, PER NVE U.G. STD. RS-19 AND RS-5.

VEHICLE PROTECTIVE BARRIERS PER NVE U.G. STD. RS-6, WHERE APPLICABLE.

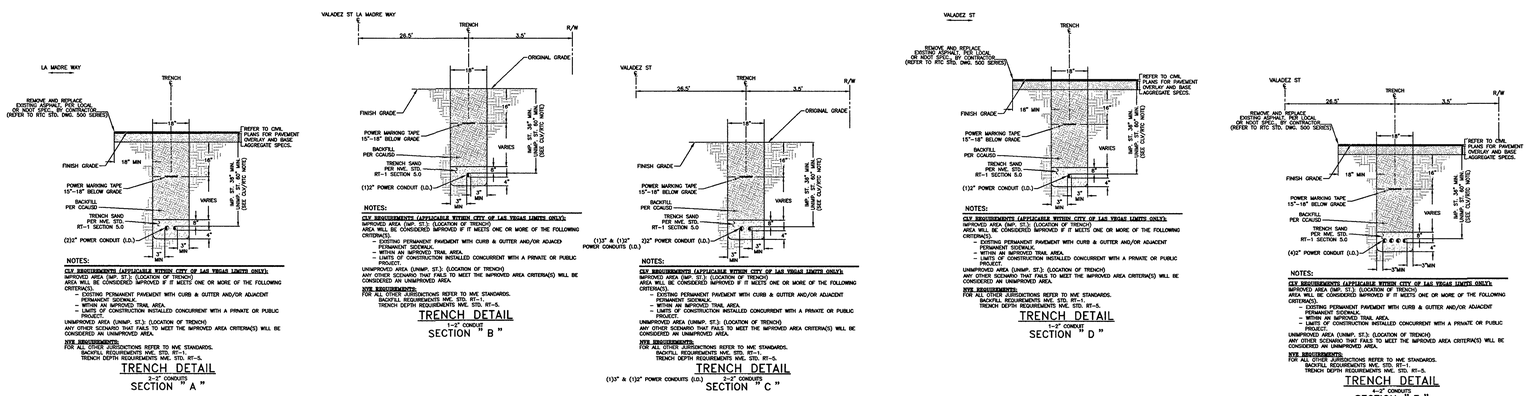

CITY OF LAS VEGAS PERMIT REQUIRED*

CONTACT CLV LAND DEVELOPMENT (229-6371)
CLV CONSTRUCTION SERVICES MUST BE NOTIFIED 24 HOURS PRIOR TO COMMENCING CONSTRUCTION (229-6337)

HANSEN_____ DATE_____

*NVE INSPECTOR MUST BE NOTIFIED BY FAX 48 HOURS PRIOR TO COMMENCING CONSTRUCTION & WILL VERIFY CITY PERMIT FOR WORK DONE IN STREETS OR SIDEWALK.
FAX PERMIT TO:
LAS VEGAS NORTH (RYAN CENTER): 402-4354
LAS VEGAS SOUTH (BELTWAY CENTER): 402-6864

NOTE: ALL THE ABOVE GROUND UTILITY APPURTENANCES SHALL CONFORM TO THE REQUIREMENTS OF CLV UNIFIED DEVELOPMENT CODE TITLE 19.06 AND 19.08

APPROVED FOR CONSTRUCTION

THIS APPROVAL IS FOR WORK IN CLV R/W & EASEMENT ONLY. OBTAINING PERMISSIONS OR EASEMENTS FOR WORK SHOWN ON PRIVATE PROPERTY IS THE RESPONSIBILITY OF THE UTILITY.

APPROVAL DATE

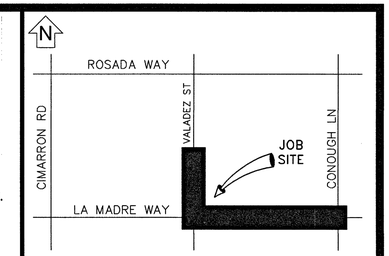

VICINITY MAP

(NOT TO SCALE)

EVERY EFFORT HAS BEEN MADE TO IDENTIFY ALL NVE FACILITIES. THE CUSTOMER SHALL CONFIRM THE EXISTENCE AND LOCATION OF THESE FACILITIES.

AVOID HITTING OVERHEAD POWER LINES. IT'S COSTLY.
CALL BEFORE YOU DO OVERHEAD
CALL 1-702-402-2929

Call before you Dig
Avoid cutting underground utility lines. It's costly.
CALL 811
OR
1-800-227-2600
AND CLARK COUNTY TRAFFIC OPERATIONS
1-702-455-6000

REVISIONS

NO.	DESCRIPTION	DATE	G.A.

MAINTENANCE

EXHIBIT 'A'

NVEnergy INFORMATION:
COORDINATOR: RON BILODEAU
PHONE: 702-402-6775
DESIGNER: DAVE SCHMITT D.F. --
DCA: N/A
INSPECTOR: 402-3008
STAND BY: 402-4114,402-4117,402-4118,402-4450
DISTRICT: LAS VEGAS NORTH

JPA INFORMATION:
JPA ADMIN PHONE: _____ JPA#: _____

CUSTOMER INFORMATION:
APPLICANT: NVE
ENGINEER: N/A
CONTACT:
APPROVAL DATE:

GOVERNMENT INFORMATION:
AGENCY:
APPROVAL DATE:

FOR EACH SERVICE POINT (POINT OF DELIVERY), ENERGY FOR EACH TENANT SPACE WILL BE MEASURED THROUGH ONE WATTHOUR METER. ENERGY FOR ALL NON-TENANT SPACE WILL BE MEASURED THROUGH ONE WATTHOUR METER. CONTACT NVE METER OPERATIONS FOR MULTIPLE RATE CLASS INSTALLATIONS.

NVEnergy

PRI RET -LA MADRE
7913 PAINTED SUNSET DR
LA MADRE WY

PROJ. ID: 3002061346	SCALE: 1" = 50'
SHEET # 14 OF 25	DATE: 05/15/2018

1/5/2019 2:47 PM am29752

Sharing of this drawing and the information contained herein shall be only to individuals/parties who have entered into an agreement with Applicant for the completion of work associated with this specific project. Use for purposes other than this specific project requires the written consent of NV Energy.

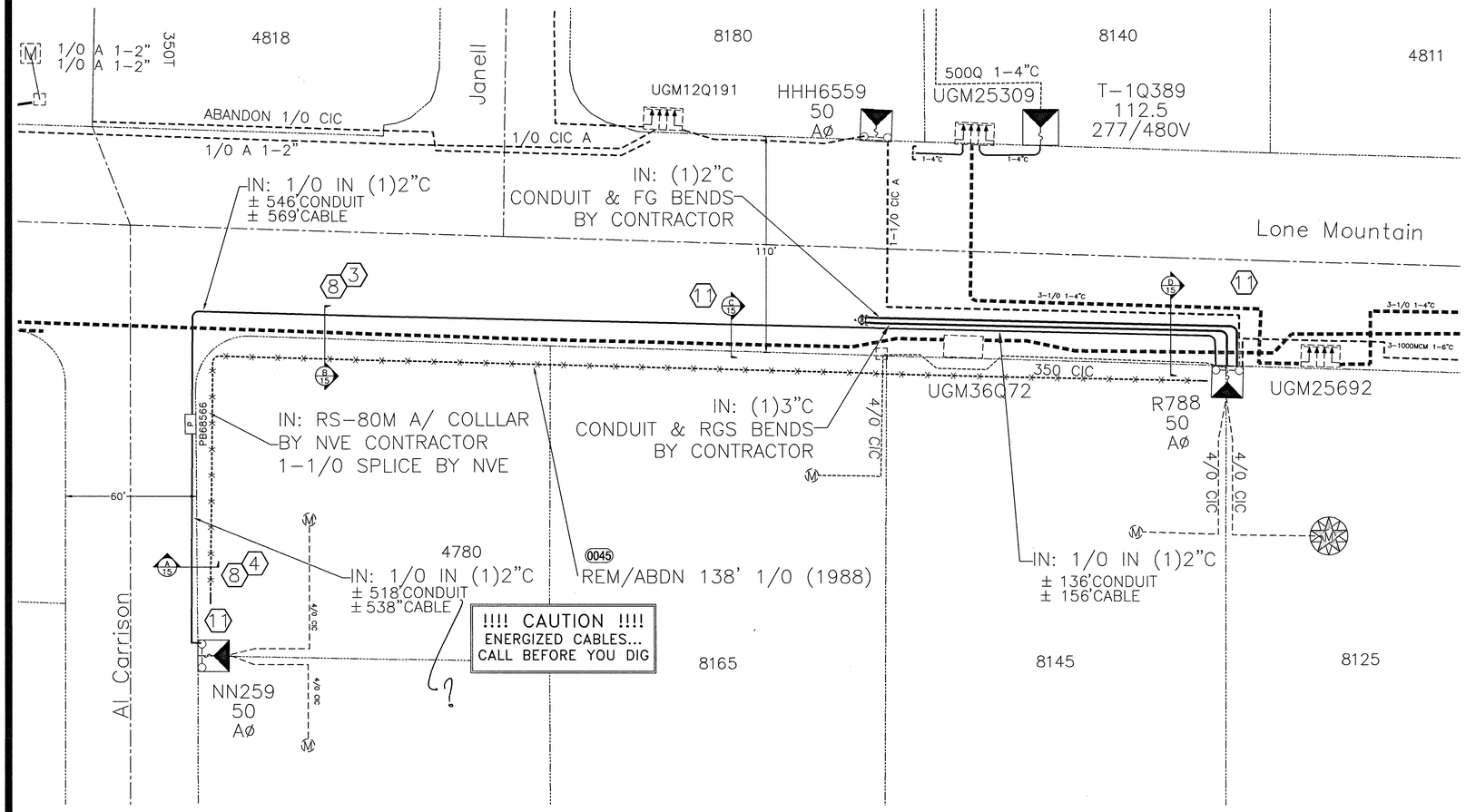

NOTE: PRIOR TO THE START OF TRENCHING CALL ALI MOHAMED AT 702-912-9409 OR RICK BEAN AT 702-378-1377 TO ARRANGE A FIELD MEETING.

T,R,S: 2060-04

APN: 13804102004

RETRENCH

EXIST. NEW **NVE WORK AND SERVICES TO CONSIST OF:**

- 1/0 TRIPLEX, 15 KV AL PRIMARY CABLE IN 4" PLASTIC CONDUIT.
- 1/0, 15 KV AL PRIMARY CABLE IN 2" PLASTIC CONDUIT.
- INSTALL NEW CABLE IN EXISTING VACANT CONDUIT.
- EX.500 500 — 500 MCM TRIPLEX SECONDARY CABLE IN 4" PLASTIC CONDUIT (CONDUIT BY CONTRACTOR).
- EX.350 350 — 350 MCM TRIPLEX SECONDARY CABLE, CABLE IN CONDUIT.
- EX.4/0 4/0 — 4/0 AWG TRIPLEX SECONDARY CABLE, CABLE IN CONDUIT.
- EX.2/0 2/0 — 2/0 AWG TRIPLEX SECONDARY CABLE, CABLE IN CONDUIT.
- CONDUIT LOCATING DEVICE 18" ABOVE STUBOUT.
- SINGLE PHASE PRIMARY POLE RISER PER NVE U.G. STD. OEP-105.
- THREE PHASE PRIMARY POLE RISER PER NVE U.G. STD. OEP-106.
- SECONDARY RISER PER NVE U.G. STD. SSP-2.
- SINGLE PHASE RESIDENTIAL PADMOUNTED TRANSFORMER WITH SIZE AS NOTED, 7200-120/240V, PER NVE U.G. STD. UT-113.
- (2) SINGLE PHASE RESIDENTIAL COMMERCIAL TRANSFORMERS WITH SIZE AS NOTED, 7200-120/240V, CONNECT OPEN WYE-OPEN DELTA FOR THREE PHASE 120-240V SERVICE, PER NVE U.G. STD. UT-115, WHERE APPLICABLE.
- TERMINATION OF ALL MODULES, MAKES, SPLICES AND FINAL CONNECTIONS.
- NVE TO PROVIDE 6" TO (3)2" REDUCERS.
- NVE TO PROVIDE 4" TO (1)2" REDUCERS.
- NVE TO COIL PRIMARY CABLE IN PULLBOX FOR FUTURE SPLICES, WHERE APPLICABLE.
- NVE TO CUT EXISTING CONDUIT AND TERMINATE PRIMARY CABLES ON THE LOAD BREAK MODULE, WHERE APPLICABLE.
- 100 FEET OUTSIDE RESIDENTIAL DEVELOPMENT MARKER. DCA TO PAY CONDUIT AND RISER COSTS INSIDE OF MARKER. CUSTOMER RESPONSIBLE FOR COSTS OUTSIDE MARKER.

CUSTOMER RESPONSIBILITY [DCA RESPONSIBILITY

EXIST. NEW **CONTRACTOR TO FURNISH AND INSTALL:**

- ALL TRENCHING & BACKFILL, MEETING APPLICABLE NVE STANDARD (RT-7, RT-8, OR RT-12).
- 3" PLASTIC CONDUIT, PER NVE U.G. STD. RC-1 AND RC-2.
- 3" PLASTIC CONDUIT BENDS (90°, 45°) WITH 36" MIN. RADIUS. (IF CONDUIT LENGTH IS UNDER 100')
- 3" RGS BENDS (90°, 45°) WITH 36" MINIMUM RADIUS, TAPED OR PVC COATED. (IF CONDUIT LENGTH IS OVER 100')
- IF THE CUSTOMER CHOOSES TO INSTALL A STREET CROSSING, NVE REQUIRES A 4" CONDUIT PER SECONDARY CABLE, AND A 2" CONDUIT PER 1/0 CABLE.
- 2" DB120 PLASTIC CONDUIT (INCLUDING SWEEPS OR RISERS FOR HANDHOLES, TRANSFORMERS, PULLBOXES, ETC.).
- 2" SCH.40 PLASTIC CONDUIT BENDS (90°, 45°) WITH 48" MINIMUM RADIUS (IF CONDUIT LENGTH IS UNDER 500').
- 2" FIBERGLASS CONDUIT BENDS (90°, 45°) WITH 36" MINIMUM RADIUS (IF CONDUIT LENGTH IS OVER 500').
- COUPLING FOR 2", 4", OR 6" CONDUITS (AS APPLICABLE).
- ALL SERVICE CONDUIT – 2" MINIMUM DB60 PVC GRAY (RISER: RGS REQUIRED) WITH 5/32" POLYPROPYLENE PULL LINE WITH A MIN. BREAKING STRENGTH OF 1250 lbs.
- 17" X 30" HANDHOLE, PER NVE U.G. STD. RS-1 (WITH 8" COLLAR WHERE APPLICABLE).
- 2'-6" X 4' X 4' SPLICE PULLBOX PER NVE U.G. STD. RS-80.
- 3' X 7' X 4' PULLBOX PER NVE U.G. STD. RS-82.
- PAD FOR (1) SINGLE PHASE RESIDENTIAL TRANSFORMER, PER NVE U.G. STD. RS-13 AND RS-5.
- PAD FOR (2) SINGLE PHASE RESIDENTIAL TRANSFORMERS, PER NVE U.G. STD. RS-14 AND RS-5.
- PAD FOR (1) SINGLE PHASE COMMERCIAL TRANSFORMER, PER NVE U.G. STD. RS-19 AND RS-5.
- VEHICLE PROTECTIVE BARRIERS PER NVE U.G. STD. RS-6, WHERE APPLICABLE.

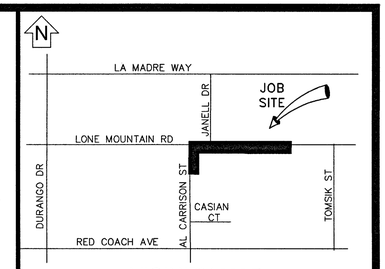

VICINITY MAP

(NOT TO SCALE)

EVERY EFFORT HAS BEEN MADE TO IDENTIFY ALL NVE FACILITIES. THE CUSTOMER SHALL CONFIRM THE EXISTENCE AND LOCATION OF THESE FACILITIES.

AVOID HITTING OVERHEAD POWER LINES. IT'S COSTLY.

CALL BEFORE YOU DO OVERHEAD

CALL 1-702-402-2929

Call before you Dig
Avoid cutting underground utility lines. It's costly.
CALL 811
OR
1-800-227-2600
AND CLARK COUNTY TRAFFIC OPERATIONS
1-702-455-6000

REVISIONS

NO.	DESCRIPTION	DATE	G.A.
△			
△			
△			
△			
△			
△			
△			
△			
△			
△			

MAINTENANCE

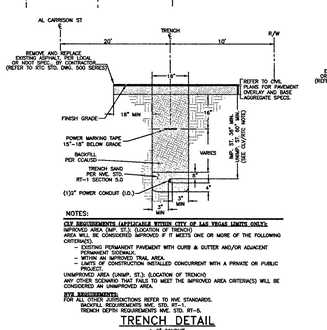

NOTES:
CLV REQUIREMENTS (APPLICABLE WITHIN CITY OF LAS VEGAS LIMITS ONLY):
IMPROVED AREA (IMP. ST.): (LOCATION OF TRENCH)
AREA WILL BE CONSIDERED IMPROVED IF IT MEETS ONE OR MORE OF THE FOLLOWING CRITERIA(S).
- EXISTING PERMANENT PAVEMENT WITH CURB & GUTTER AND/OR ADJACENT PERMANENT SIDEWALK.
- WITHIN AN IMPROVED TRAIL AREA.
- LIMITS OF CONSTRUCTION INSTALLED CONCURRENT WITH A PRIVATE OR PUBLIC PROJECT.

UNIMPROVED AREA (UNIMP. ST.): (LOCATION OF TRENCH)
ANY OTHER SCENARIO THAT FAILS TO MEET THE IMPROVED AREA CRITERIA(S) WILL BE CONSIDERED AN UNIMPROVED AREA.
NVE REQUIREMENTS:
FOR ALL OTHER JURISDICTIONS REFER TO NVE STANDARDS.
BACKFILL REQUIREMENTS NVE, STD. RT-1.
TRENCH DEPTH REQUIREMENTS NVE, STD. RT-5.

TRENCH DETAIL
1-2" CONDUIT
SECTION " A "

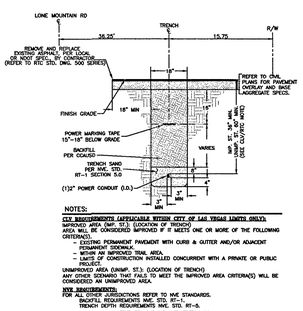

NOTES:
CLV REQUIREMENTS (APPLICABLE WITHIN CITY OF LAS VEGAS LIMITS ONLY):
IMPROVED AREA (IMP. ST.): (LOCATION OF TRENCH)
AREA WILL BE CONSIDERED IMPROVED IF IT MEETS ONE OR MORE OF THE FOLLOWING CRITERIA(S).
- EXISTING PERMANENT PAVEMENT WITH CURB & GUTTER AND/OR ADJACENT PERMANENT SIDEWALK.
- WITHIN AN IMPROVED TRAIL AREA.
- LIMITS OF CONSTRUCTION INSTALLED CONCURRENT WITH A PRIVATE OR PUBLIC PROJECT.

UNIMPROVED AREA (UNIMP. ST.): (LOCATION OF TRENCH)
ANY OTHER SCENARIO THAT FAILS TO MEET THE IMPROVED AREA CRITERIA(S) WILL BE CONSIDERED AN UNIMPROVED AREA.
NVE REQUIREMENTS:
FOR ALL OTHER JURISDICTIONS REFER TO NVE STANDARDS.
BACKFILL REQUIREMENTS NVE, STD. RT-1.
TRENCH DEPTH REQUIREMENTS NVE, STD. RT-5.

TRENCH DETAIL
1-2" CONDUIT
SECTION " B "

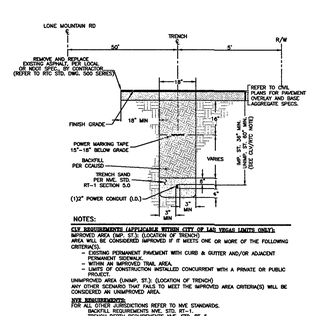

NOTES:
CLV REQUIREMENTS (APPLICABLE WITHIN CITY OF LAS VEGAS LIMITS ONLY):
IMPROVED AREA (IMP. ST.): (LOCATION OF TRENCH)
AREA WILL BE CONSIDERED IMPROVED IF IT MEETS ONE OR MORE OF THE FOLLOWING CRITERIA(S).
- EXISTING PERMANENT PAVEMENT WITH CURB & GUTTER AND/OR ADJACENT PERMANENT SIDEWALK.
- WITHIN AN IMPROVED TRAIL AREA.
- LIMITS OF CONSTRUCTION INSTALLED CONCURRENT WITH A PRIVATE OR PUBLIC PROJECT.

UNIMPROVED AREA (UNIMP. ST.): (LOCATION OF TRENCH)
ANY OTHER SCENARIO THAT FAILS TO MEET THE IMPROVED AREA CRITERIA(S) WILL BE CONSIDERED AN UNIMPROVED AREA.
NVE REQUIREMENTS:
FOR ALL OTHER JURISDICTIONS REFER TO NVE STANDARDS.
BACKFILL REQUIREMENTS NVE, STD. RT-1.
TRENCH DEPTH REQUIREMENTS NVE, STD. RT-5.

TRENCH DETAIL
1-2" CONDUIT
SECTION " C "

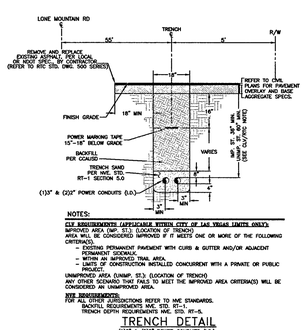

NOTES:
CLV REQUIREMENTS (APPLICABLE WITHIN CITY OF LAS VEGAS LIMITS ONLY):
IMPROVED AREA (IMP. ST.): (LOCATION OF TRENCH)
AREA WILL BE CONSIDERED IMPROVED IF IT MEETS ONE OR MORE OF THE FOLLOWING CRITERIA(S).
- EXISTING PERMANENT PAVEMENT WITH CURB & GUTTER AND/OR ADJACENT PERMANENT SIDEWALK.
- WITHIN AN IMPROVED TRAIL AREA.
- LIMITS OF CONSTRUCTION INSTALLED CONCURRENT WITH A PRIVATE OR PUBLIC PROJECT.

UNIMPROVED AREA (UNIMP. ST.): (LOCATION OF TRENCH)
ANY OTHER SCENARIO THAT FAILS TO MEET THE IMPROVED AREA CRITERIA(S) WILL BE CONSIDERED AN UNIMPROVED AREA.
NVE REQUIREMENTS:
FOR ALL OTHER JURISDICTIONS REFER TO NVE STANDARDS.
BACKFILL REQUIREMENTS NVE, STD. RT-1.
TRENCH DEPTH REQUIREMENTS NVE, STD. RT-5.

TRENCH DETAIL
(1)3" & (2)2" POWER CONDUITS (I.D.)
SECTION " D "

CONSTRUCTION/INSPECTION REQUIREMENTS

WORK MUST CONFORM TO NVE ELECTRIC SERVICE STANDARDS, AVAILABLE AT:
www.nvenergy.com/business/newconstruction/newconstructionS/servicestandards.cfm

NVE INSPECTOR MUST BE PRESENT TO INSPECT TRENCHING (SCHEDULE AT LEAST 72 HOURS IN ADVANCE) AT EACH OF THE FOLLOWING STAGES:
1. BOTTOM SAND AND CONDUIT INSTALLED
2. TOP SAND INSTALLED
3. BACKFILL INSTALLED

CONDUIT MUST BE MANDRELLED PRIOR TO RELEASE (COORDINATE WITH INSPECTOR).

NVE STAND BY CREW IS REQUIRED WHEN WORKING AT AN ENERGIZED VAULT OR TRANSFORMER. CALL STAND BY NUMBER (SEE TITLE BLOCK) TO SCHEDULE.

NVE ELECTRICAL INSTALLATION WILL NOT BE SCHEDULED UNTIL AFTER THE NVE INSPECTOR HAS COMPLETED THE OFFICIAL RELEASE.

METER(S) WILL NOT BE SET UNTIL ALL OF THE FOLLOWING ARE COMPLETE:
- [INSTRUMENT-RATED ONLY] METERING EQUIPMENT HAS BEEN SUBMITTED TO NVE METERING ENGINEER AND APPROVED. (submitmis_southern@nvenergy.com)
- APPLICATION FOR METER SET HAS BEEN SUBMITTED TO NVE'S NEW DEVELOPMENT CENTER. FORM AVAILABLE AT:
  www.nvenergy.com/brochures_orch/new_construction/meter_set.pdf
- THE LOCAL BUILDING AUTHORITY HAS INSPECTED AND APPROVED THE METERING EQUIPMENT.
- METERING EQUIPMENT IS ACCESSIBLE AND CLEARLY IDENTIFIED WITH PERMANENT MARKINGS. ADDRESSES, SUITE NUMBERS, AND STREET SIGNS ARE POSTED IN PERMANENT LOCATIONS (SEE RPI-6).

TRACK PROJECT STATUS ONLINE WITH NVE'S DEVELOPER DASHBOARD:
www.nvenergy.com/business/newconstruction/newconstructionS/developerdashboard.cfm

CLARK COUNTY
PUBLIC WORKS
PERMIT REQUIRED*

DEVELOPER/CONTRACTOR SHALL OBTAIN A COUNTY PERMIT BEFORE ANY EXCAVATION WORK WITHIN CLARK COUNTY RIGHT-OF-WAY

HTE_____ DATE_____

* NVE INSPECTOR WILL VERIFY COUNTY PERMIT FOR WORK DONE WITHIN COUNTY RIGHT-OF-WAY

ENERGIZING AND SETTING OF ELECTRIC METER MAY BE DELAYED IF OFF-SITE RESTORATION IS NOT COMPLETED TO THE SATISFACTION OF CLARK COUNTY INSPECTOR

PURPOSE OF PROJECT
PRIMARY RETRENCH BETWEEN
NN259 & R788

MAINTENANCE PROJECTS REQUIRE THE USE OF SCHEDULE 40 FOR ALL 2", 3", & 4" CONDUIT. D.B. 60 IS REQUIRED FOR ALL 6"CONDUIT. IF COILABLE CONDUIT IS USED, IT MUST BE H.D.P.E. WITHOUT RE-GROUND MATERIALS.

APPROVED FOR PERMITTING

THIS APPROVAL IS FOR WORK IN CC R/W & EASEMENT ONLY. OBTAINING PERMISSIONS OR EASEMENTS FOR WORK SHOWN ON PRIVATE PROPERTY IS THE RESPONSIBILITY OF THE UTILITY.

YES NO
NIGHT WORK: ☐ ☐
ENCROACHMENT PERMIT # _____

APPROVAL BY: _____ DATE

STRAW WATTLES TO BE PLACED DOWNSTREAM OF THE WATER FLOW AT GUTTER LINE OF EXCAVATION SITE AND IN A MANNER THAT IS COMPLIANT WITH CLARK COUNTY CODE.

RTC NOTES:

BACKFILL AND RIGHT OF WAY RESTORATION SHALL CONFORM TO CLARK COUNTY UNIFORM STANDARD DRAWINGS

1. 500.1 0 TO 5 YEARS PAVEMENT RESTORATION LONGITUDINAL CUT
2. 500.2 0 TO 5 YEARS PAVEMENT RESTORATION TRANSVERSE CUT
3. 500.3 OVER 5 YRS PAVEMENT RESTORATION LONGITUDINAL CUT. GREATER THAN 60' R.O.W
4. 500.4 OVER 5 YRS PAVEMENT RESTORATION LONGITUDINAL CUT. 60' R.O.W OR LESS
5. 500.5 OVER 5 YRS PAVEMENT RESTORATION TRANSVERSE ALL R.O.W WIDTHS
6. 501 TYPICAL UNDERGROUND UTILITY LOCATIONS IN RESIDENTIAL STREETS 60' OR LESS R.O.W.
7. 501.1 TYPICAL UTILITY UNDERGROUND LOCATIONS IN STREETS WITH GREATER THAN 60' R.O.W.
8. 503 METHOD B FOR RIGID AND FLEXIBLE PIPE TRENCH BACKFILL – PAVED AREAS
9. 503.1 METHOD A FOR FLEXIBLE PIPE TRENCH BACKFILL – PAVED AREAS
10. 503.2 METHOD A FOR RIGID PIPE TRENCH BACKFILL – PAVED AREAS
11. BACKFILL IN UNPAVED AREA AS REQUIRED BY LOCAL CODE OR AS APPROVED BY AGENCY.
12. 234 SIDEWALK

EXHIBIT 'A'

NVEnergy INFORMATION:
COORDINATOR: RON BILODEAU
PHONE: 702-402-6775
DESIGNER: DAVE SCHMITT D.F. --
DCA: N/A
INSPECTOR: 402-3008
STAND BY: 402-4114,402-4117,402-4118,402-4450
DISTRICT: LAS VEGAS NORTH
JPA INFORMATION:
JPA ADMIN PHONE: _____ JPA#: _____
CUSTOMER INFORMATION:
APPLICANT: NVE
ENGINEER: N/A
CONTACT: _____
APPROVAL DATE: _____
GOVERNMENT INFORMATION:
AGENCY: _____
APPROVAL DATE: _____

FOR EACH SERVICE POINT (POINT OF DELIVERY), ENERGY FOR EACH TENANT SPACE WILL BE MEASURED THROUGH ONE WATTHOUR METER. ENERGY FOR ALL NON-TENANT SPACE WILL BE MEASURED THROUGH ONE WATTHOUR METER. CONTACT NVE METER OPERATIONS FOR MULTIPLE RATE CLASS INSTALLATIONS.

NVEnergy

PRI RET -LA MADRE
7913 PAINTED SUNSET DR
AL CARRISON ST

PROJ. ID: 3002061346	SCALE: 1" = 30'
SHEET # 15 OF 25	DATE: 05/15/2018

1/5/2019 2:47 PM
am29752

Sharing of this drawing and the information contained herein shall be only to individuals/parties who have entered into an agreement with Applicant for the completion of work associated with this specific project. Use for purposes other than this specific project requires the written consent of NV Energy.

X CC

PURPOSE OF PROJECT
PRIMARY RETRENCH BETWEEN
UGM4Q55 & LL836

MAINTENANCE PROJECTS REQUIRE THE USE OF SCHEDULE 40 FOR ALL 2", 3", & 4" CONDUIT. D.B. 60 IS REQUIRED FOR ALL 6"CONDUIT. IF COILABLE CONDUIT IS USED, IT MUST BE H.D.P.E. WITHOUT RE-GROUND MATERIALS.

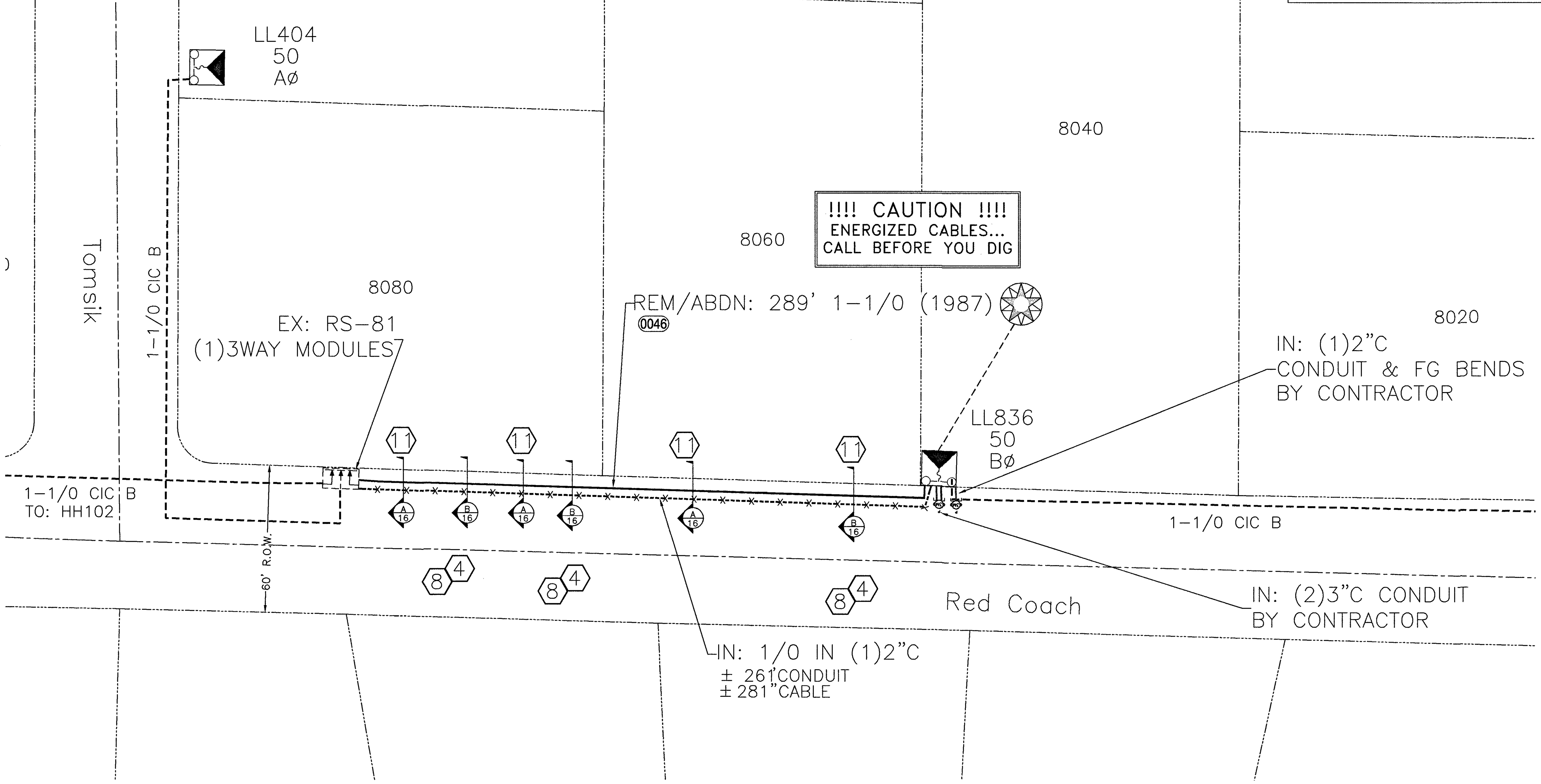

NOTE: PRIOR TO THE START OF TRENCHING CALL ALI MOHAMED AT 702-912-9409 OR RICK BEAN AT 702-378-1377 TO ARRANGE A FIELD MEETING.

T,R,S: 2060-04
APN: 13804103010

RETRENCH

NVE WORK AND SERVICES TO CONSIST OF:

EXIST. NEW

- 1/0 TRIPLEX, 15 KV AL PRIMARY CABLE IN 4" PLASTIC CONDUIT.
- 1/0, 15 KV AL PRIMARY CABLE IN 2" PLASTIC CONDUIT.
- INSTALL NEW CABLE IN EXISTING VACANT CONDUIT.
- EX.500 / 500 — 500 MCM TRIPLEX SECONDARY CABLE IN 4" PLASTIC CONDUIT (CONDUIT BY CONTRACTOR).
- EX.350 / 350 — 350 MCM TRIPLEX SECONDARY CABLE, CABLE IN CONDUIT.
- EX.4/0 / 4/0 — 4/0 AWG TRIPLEX SECONDARY CABLE, CABLE IN CONDUIT.
- EX.2/0 / 2/0 — 2/0 AWG TRIPLEX SECONDARY CABLE, CABLE IN CONDUIT.
- CONDUIT LOCATING DEVICE 18" ABOVE STUBOUT.
- SINGLE PHASE PRIMARY POLE RISER PER NVE U.G. STD. OEP-105.
- THREE PHASE PRIMARY POLE RISER PER NVE U.G. STD. OEP-106.
- SECONDARY RISER PER NVE U.G. STD. SSP-2.
- SINGLE PHASE RESIDENTIAL PADMOUNTED TRANSFORMER WITH SIZE AS NOTED, 7200-120/240V, PER NVE U.G. STD. UT-113.
- (2) SINGLE PHASE RESIDENTIAL COMMERCIAL TRANSFORMERS WITH SIZE AS NOTED, 7200-120/240V, CONNECT OPEN WYE-OPEN DELTA FOR THREE PHASE 120-240V SERVICE, PER NVE U.G. STD. UT-115, WHERE APPLICABLE.
- TERMINATION OF ALL MODULES, MAKES, SPLICES AND FINAL CONNECTIONS.
- NVE TO PROVIDE 6" TO (3)2" REDUCERS.
- NVE TO PROVIDE 4" TO (1)2" REDUCERS.
- NVE TO COIL PRIMARY CABLE IN PULLBOX FOR FUTURE SPLICES, WHERE APPLICABLE.
- NVE TO CUT EXISTING CONDUIT AND TERMINATE PRIMARY CABLES ON THE LOAD BREAK MODULE, WHERE APPLICABLE.
- 100 FEET OUTSIDE RESIDENTIAL DEVELOPMENT MARKER. DCA TO PAY CONDUIT AND RISER COSTS INSIDE OF MARKER. CUSTOMER RESPONSIBLE FOR COSTS OUTSIDE MARKER.

CUSTOMER RESPONSIBILITY [DCA RESPONSIBILITY

CONTRACTOR TO FURNISH AND INSTALL:

EXIST. NEW

- ALL TRENCHING & BACKFILL, MEETING APPLICABLE NVE STANDARD (RT-7, RT-8, OR RT-12).
- 3" PLASTIC CONDUIT, PER NVE U.G. STD. RC-1 AND RC-2.
- 3" PLASTIC CONDUIT BENDS (90°, 45°) WITH 36" MIN. RADIUS. (IF CONDUIT LENGTH IS UNDER 100')
- 3" RGS BENDS (90°, 45°) WITH 36" MINIMUM RADIUS, TAPED OR PVC COATED. (IF CONDUIT LENGTH IS OVER 100')
- IF THE CUSTOMER CHOOSES TO INSTALL A STREET CROSSING, NVE REQUIRES A 4" CONDUIT PER SECONDARY CABLE, AND A 2" CONDUIT PER 1/0 CABLE.
- 2" DB120 PLASTIC CONDUIT (INCLUDING SWEEPS OR RISERS FOR HANDHOLES, TRANSFORMERS, PULLBOXES, ETC.).
- 2" SCH.40 PLASTIC CONDUIT BENDS (90°, 45°) WITH 48" MINIMUM RADIUS (IF CONDUIT LENGTH IS UNDER 500').
- 2" FIBERGLASS CONDUIT BENDS (90°, 45°) WITH 36" MINIMUM RADIUS (IF CONDUIT LENGTH IS OVER 500').
- COUPLING FOR 2", 4", OR 6" CONDUITS (AS APPLICABLE).
- ALL SERVICE CONDUIT – 2" MINIMUM DB60 PVC GRAY (RISER: RGS REQUIRED) WITH 5/32" POLYPROPYLENE PULL LINE WITH A MIN. BREAKING STRENGTH OF 1250 lbs.
- 17" X 30" HANDHOLE, PER NVE U.G. STD. RS-1 (WITH 8" COLLAR WHERE APPLICABLE).
- 2'-6" X 4' X 4' SPLICE PULLBOX PER NVE U.G. STD. RS-80.
- 3' X 7' X 4' PULLBOX PER NVE U.G. STD. RS-82.
- PAD FOR (1) SINGLE PHASE RESIDENTIAL TRANSFORMER, PER NVE U.G. STD. RS-13 AND RS-5.
- PAD FOR (2) SINGLE PHASE RESIDENTIAL TRANSFORMERS, PER NVE U.G. STD. RS-14 AND RS-5.
- PAD FOR (1) SINGLE PHASE COMMERCIAL TRANSFORMER, PER NVE U.G. STD. RS-19 AND RS-5.
- VEHICLE PROTECTIVE BARRIERS PER NVE U.G. STD. RS-6, WHERE APPLICABLE.

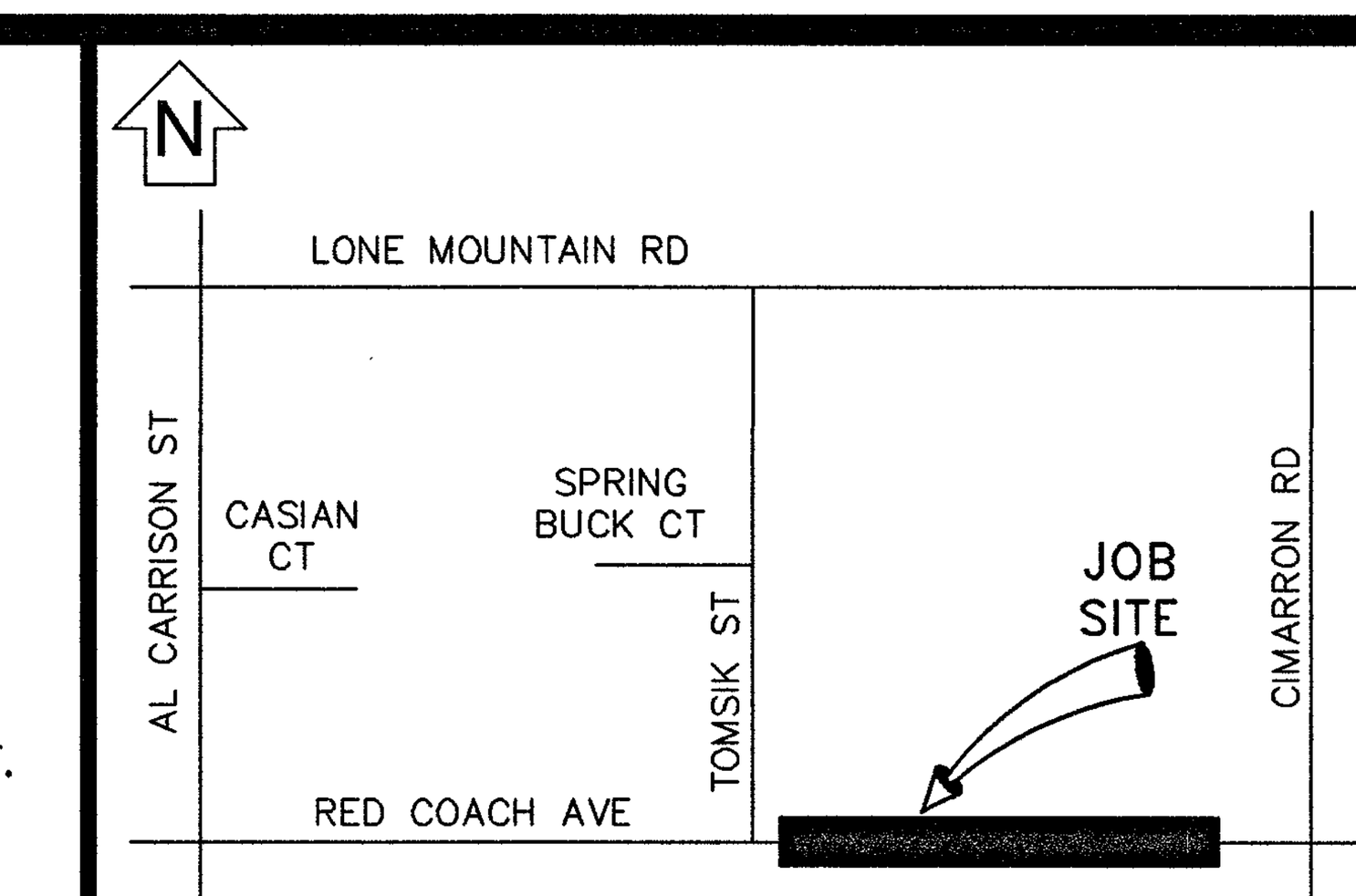

VICINITY MAP
(NOT TO SCALE)

EVERY EFFORT HAS BEEN MADE TO IDENTIFY ALL NVE FACILITIES. THE CUSTOMER SHALL CONFIRM THE EXISTENCE AND LOCATION OF THESE FACILITIES.



REVISIONS

NO.	DESCRIPTION	DATE	G.A.
△			
△			
△			
△			
△			
△			
△			
△			
△			
△			

MAINTENANCE

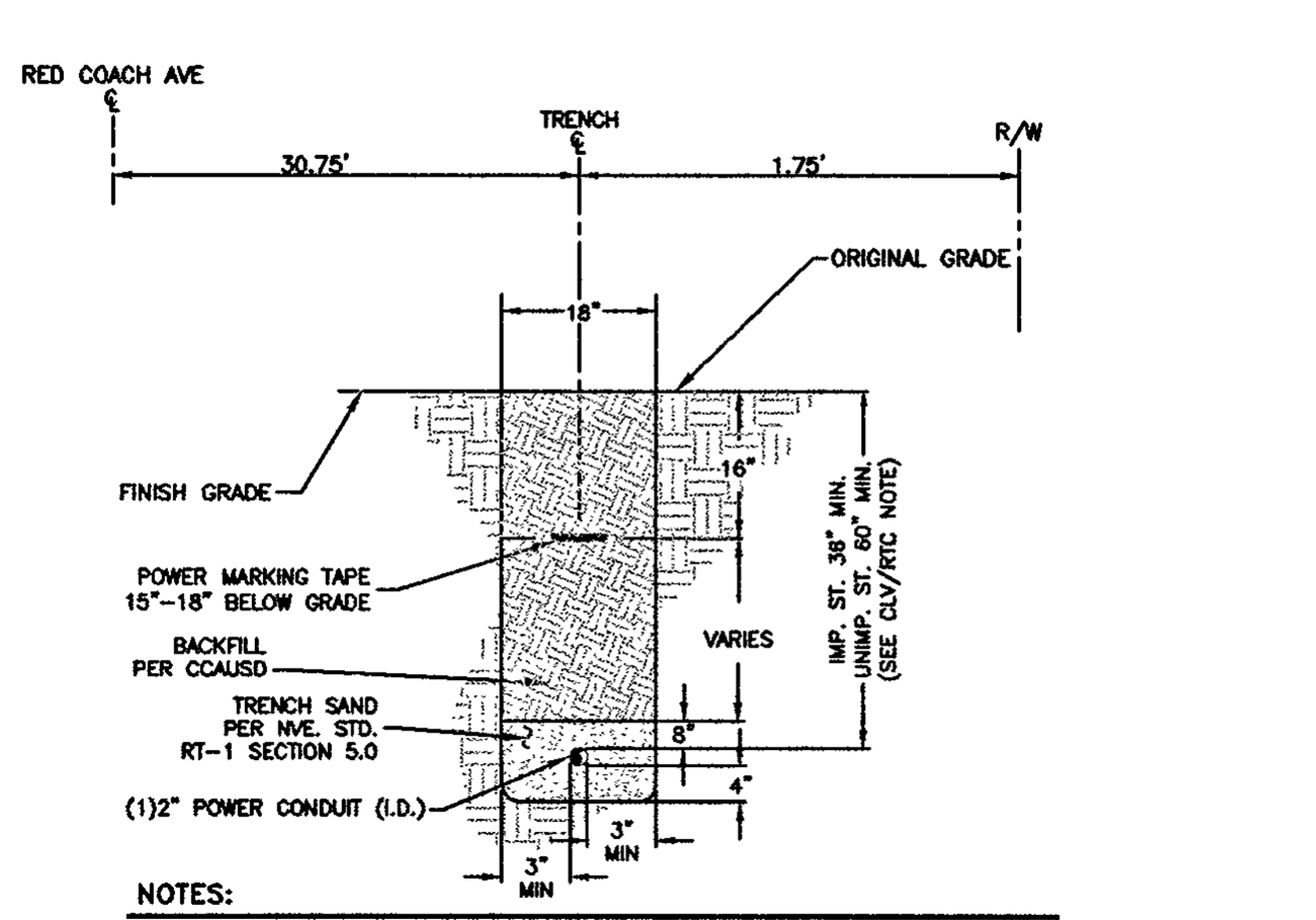

NOTES:

REGIONAL TRANSPORTATION COMMISSION, CITY of HENDERSON, CITY of NORTH LAS VEGAS AND UNINCORPORATED CLARK COUNTY REQUIREMENTS (SECTION 503, 503.1 & 503.2):
METHOD A/B FOR FLEXIBLE/RIGID PIPE TRENCH BACKFILL–PAVED AREAS
1. NO STONES OR LUMPS GREATER THAN 3" PERMITTED IN TRENCH 2' OR LESS IN WIDTH.
2. TRENCH WIDTH, BEDDING, SUBGRADE AND PIPE ZONE REQUIREMENTS FOR UTILITY INSTALLATIONS SHALL CONFORM TO THE RESPECTIVE ENTITY REQUIREMENTS.
3. CRUSHED ROCK MAY BE USED FOR PIPE BEDDING ONLY IF MATERIAL USE HAS BEEN SPECIFICALLY APPROVED BY THE GOVERNING AGENCY. SEE STANDARD DRAWING NO. 505 FOR PIPE BEDDING METHODS.
4. LAS VEGAS VALLEY WATER DISTRICT REQUIRES PIPE BEDDING AND BACKFILL WITHIN THE PIPE ZONE TO BE OF THE SAME MATERIAL.
COH JURISDICTION:
FOR ALL AREAS EXCEPT NVENERGY PIPE ZONE, THE TRENCH, BACKFILL AND AC REPLACEMENT SHALL BE PER CCAUSD.
NVE REQUIREMENTS:
FOR ALL OTHER JURISDICTIONS REFER TO NVE STANDARDS.
BACKFILL REQUIREMENTS NVE. STD. RT-1.
TRENCH DEPTH REQUIREMENTS NVE. STD. RT-5.

TRENCH DETAIL
1-2" CONDUIT
SECTION " A "

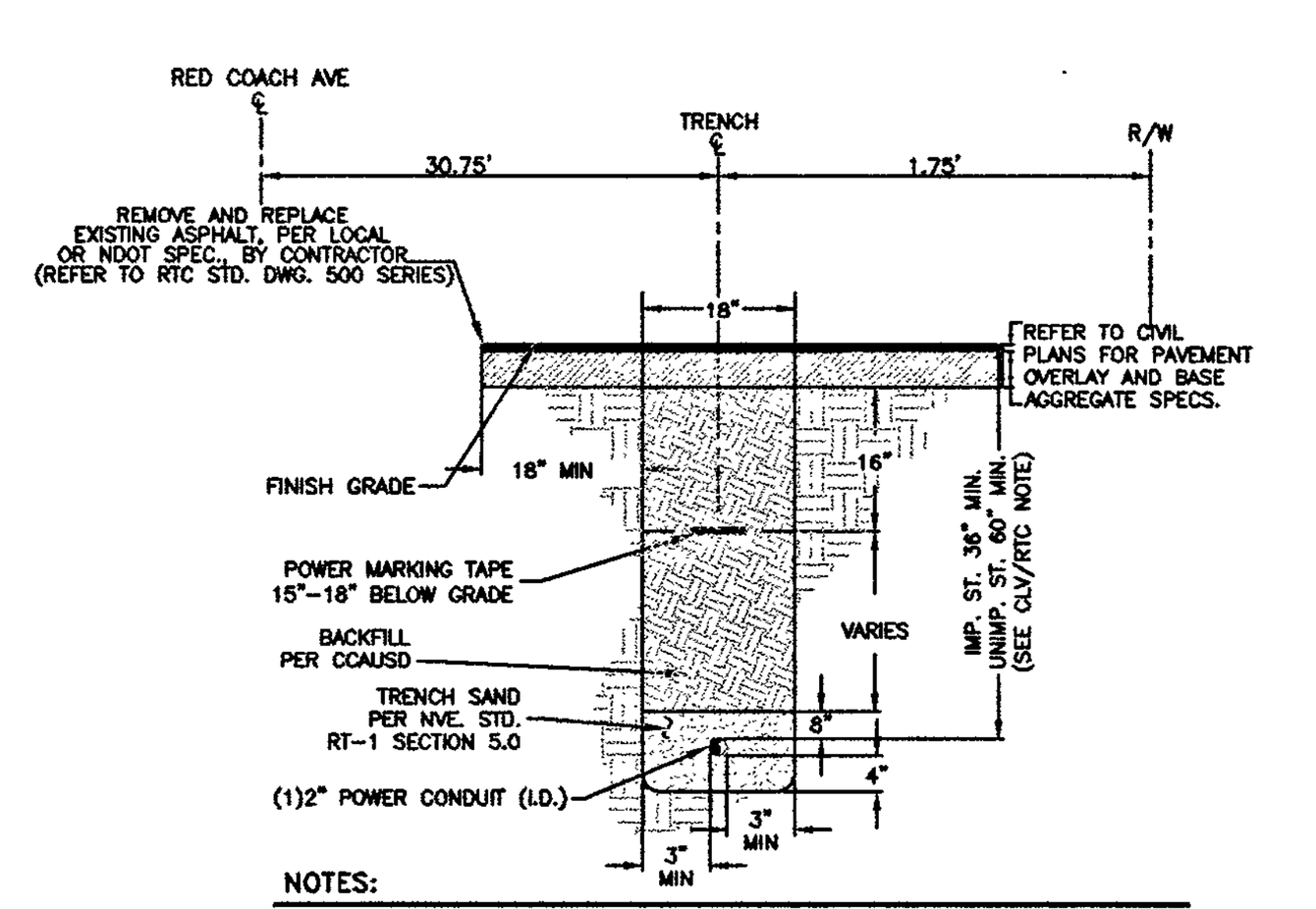

NOTES:

REGIONAL TRANSPORTATION COMMISSION, CITY of HENDERSON, CITY of NORTH LAS VEGAS AND UNINCORPORATED CLARK COUNTY REQUIREMENTS (SECTION 503, 503.1 & 503.2):
METHOD A/B FOR FLEXIBLE/RIGID PIPE TRENCH BACKFILL–PAVED AREAS
1. NO STONES OR LUMPS GREATER THAN 3" PERMITTED IN TRENCH 2' OR LESS IN WIDTH.
2. TRENCH WIDTH, BEDDING, SUBGRADE AND PIPE ZONE REQUIREMENTS FOR UTILITY INSTALLATIONS SHALL CONFORM TO THE RESPECTIVE ENTITY REQUIREMENTS.
3. CRUSHED ROCK MAY BE USED FOR PIPE BEDDING ONLY IF MATERIAL USE HAS BEEN SPECIFICALLY APPROVED BY THE GOVERNING AGENCY. SEE STANDARD DRAWING NO. 505 FOR PIPE BEDDING METHODS.
4. LAS VEGAS VALLEY WATER DISTRICT REQUIRES PIPE BEDDING AND BACKFILL WITHIN THE PIPE ZONE TO BE OF THE SAME MATERIAL.
COH JURISDICTION:
FOR ALL AREAS EXCEPT NVENERGY PIPE ZONE, THE TRENCH, BACKFILL AND AC REPLACEMENT SHALL BE PER CCAUSD.
NVE REQUIREMENTS:
FOR ALL OTHER JURISDICTIONS REFER TO NVE STANDARDS.
BACKFILL REQUIREMENTS NVE. STD. RT-1.
TRENCH DEPTH REQUIREMENTS NVE. STD. RT-5.

TRENCH DETAIL
1-2" CONDUIT
SECTION " B "

CONSTRUCTION/INSPECTION REQUIREMENTS

WORK MUST CONFORM TO NVE ELECTRIC SERVICE STANDARDS, AVAILABLE AT:
www.nvenergy.com/business/newconstruction/newconstructionS/servicestandards.cfm

NVE INSPECTOR MUST BE PRESENT TO INSPECT TRENCHING (SCHEDULE AT LEAST 72 HOURS IN ADVANCE) AT EACH OF THE FOLLOWING STAGES:
1. BOTTOM SAND AND CONDUIT INSTALLED
2. TOP SAND INSTALLED
3. BACKFILL INSTALLED

CONDUIT MUST BE MANDRELLED PRIOR TO RELEASE (COORDINATE WITH INSPECTOR).

NVE STAND BY CREW IS REQUIRED WHEN WORKING AT AN ENERGIZED VAULT OR TRANSFORMER. CALL STAND BY NUMBER (SEE TITLE BLOCK) TO SCHEDULE.

NVE ELECTRICAL INSTALLATION WILL NOT BE SCHEDULED UNTIL AFTER THE NVE INSPECTOR HAS COMPLETED THE OFFICIAL RELEASE.

METER(S) WILL NOT BE SET UNTIL ALL OF THE FOLLOWING ARE COMPLETE:
- [INSTRUMENT-RATED ONLY] METERING EQUIPMENT HAS BEEN SUBMITTED TO NVE METERING ENGINEER AND APPROVED. (submittals_southern@nvenergy.com)
- APPLICATION FOR METER SET HAS BEEN SUBMITTED TO NVE'S NEW DEVELOPMENT CENTER. FORM AVAILABLE AT: www.nvenergy.com/brochures_arch/new_construction/meter_set.pdf
- THE LOCAL BUILDING AUTHORITY HAS INSPECTED AND APPROVED THE METERING EQUIPMENT.
- METERING EQUIPMENT IS ACCESSIBLE AND CLEARLY IDENTIFIED WITH PERMANENT MARKINGS. ADDRESSES, SUITE NUMBERS, AND STREET SIGNS ARE POSTED IN PERMANENT LOCATIONS (SEE RPI-G).

TRACK PROJECT STATUS ONLINE WITH NVE'S DEVELOPER DASHBOARD:
www.nvenergy.com/business/newconstruction/newconstructionS/developerdashboard.cfm

CLARK COUNTY
PUBLIC WORKS
PERMIT REQUIRED*

DEVELOPER/CONTRACTOR SHALL OBTAIN A COUNTY PERMIT BEFORE ANY EXCAVATION WORK WITHIN CLARK COUNTY RIGHT-OF-WAY

HTE_______________ DATE_______________

* NVE INSPECTOR WILL VERIFY COUNTY PERMIT FOR WORK DONE WITHIN COUNTY RIGHT-OF-WAY

ENERGIZING AND SETTING OF ELECTRIC METER MAY BE DELAYED IF OFF-SITE RESTORATION IS NOT COMPLETED TO THE SATISFACTION OF CLARK COUNTY INSPECTOR

APPROVED FOR PERMITTING

THIS APPROVAL IS FOR WORK IN CC R/W & EASEMENT ONLY. OBTAINING PERMISSIONS OR EASEMENTS FOR WORK SHOWN ON PRIVATE PROPERTY IS THE RESPONSIBILITY OF THE UTILITY.

NIGHT WORK: YES ☐ NO ☐

ENCROACHMENT PERMIT # _______________

APPROVAL BY: _______________ DATE

STRAW WATTLES TO BE PLACED DOWNSTREAM OF THE WATER FLOW AT GUTTER LINE OF EXCAVATION SITE AND IN A MANNER THAT IS COMPLIANT WITH CLARK COUNTY CODE.

RTC NOTES:

BACKFILL AND RIGHT OF WAY RESTORATION SHALL CONFORM TO CLARK COUNTY UNIFORM STANDARD DRAWINGS

1	500.1	0 TO 5 YEARS PAVEMENT RESTORATION LONGITUDINAL CUT
2	500.2	0 TO 5 YEARS PAVEMENT RESTORATION TRANSVERSE CUT
3	500.3	OVER 5 YEARS PAVEMENT RESTORATION LONGITUDINAL CUT. GREATER THAN 60' R.O.W
4	500.4	OVER 5 YRS PAVEMENT RESTORATION LONGITUDINAL CUT. 60' R.O.W OR LESS
5	500.5	OVER 5 YRS PAVEMENT RESTORATION TRANSVERSE ALL R.O.W WIDTHS
6	501	TYPICAL UNDERGROUND UTILITY LOCATIONS IN RESIDENTIAL STREETS 60' OR LESS R.O.W.
7	501.1	TYPICAL UTILITY UNDERGROUND LOCATIONS IN STREETS WITH GREATER THAN 60' R.O.W.
8	503	METHOD B FOR RIGID AND FLEXIBLE PIPE TRENCH BACKFILL – PAVED AREAS
9	503.1	METHOD A FOR FLEXIBLE PIPE TRENCH BACKFILL – PAVED AREAS
10	503.2	METHOD A FOR RIGID PIPE TRENCH BACKFILL – PAVED AREAS
11		BACKFILL IN UNPAVED AREA AS REQUIRED BY LOCAL CODE OR AS APPROVED BY AGENCY.
12	234	SIDEWALK

EXHIBIT 'A'

NVEnergy INFORMATION:
COORDINATOR: RON BILODEAU
PHONE: 702-402-6775
DESIGNER: DAVE SCHMITT D.F. --
DCA: N/A
INSPECTOR: 402-3008
STAND BY: 402-4114,402-4117,402-4118,402-4450
DISTRICT: LAS VEGAS NORTH

JPA INFORMATION:
JPA ADMIN PHONE: _______ JPA#: _______

CUSTOMER INFORMATION:
APPLICANT: NVE
ENGINEER: N/A
CONTACT: _______
APPROVAL DATE: _______

GOVERNMENT INFORMATION:
AGENCY: _______
APPROVAL DATE: _______

FOR EACH SERVICE POINT (POINT OF DELIVERY), ENERGY FOR EACH TENANT SPACE WILL BE MEASURED THROUGH ONE WATTHOUR METER. ENERGY FOR ALL NON-TENANT SPACE WILL BE MEASURED THROUGH ONE WATTHOUR METER. CONTACT NVE METER OPERATIONS FOR MULTIPLE RATE CLASS INSTALLATIONS.

NVEnergy

PRI RET -LA MADRE
7913 PAINTED SUNSET DR
RED COACH AVE

PROJ. ID: 3002061346 | SCALE: 1" = 30'
SHEET # 16 OF 25 | DATE: 05/15/2018

am29752
1/5/2019 2:47 PM

Sharing of this drawing and the information contained herein shall be only to individuals/parties who have entered into an agreement with Applicant for the completion of work associated with this specific project. Use for purposes other than this specific project requires the written consent of NV Energy.

X CC

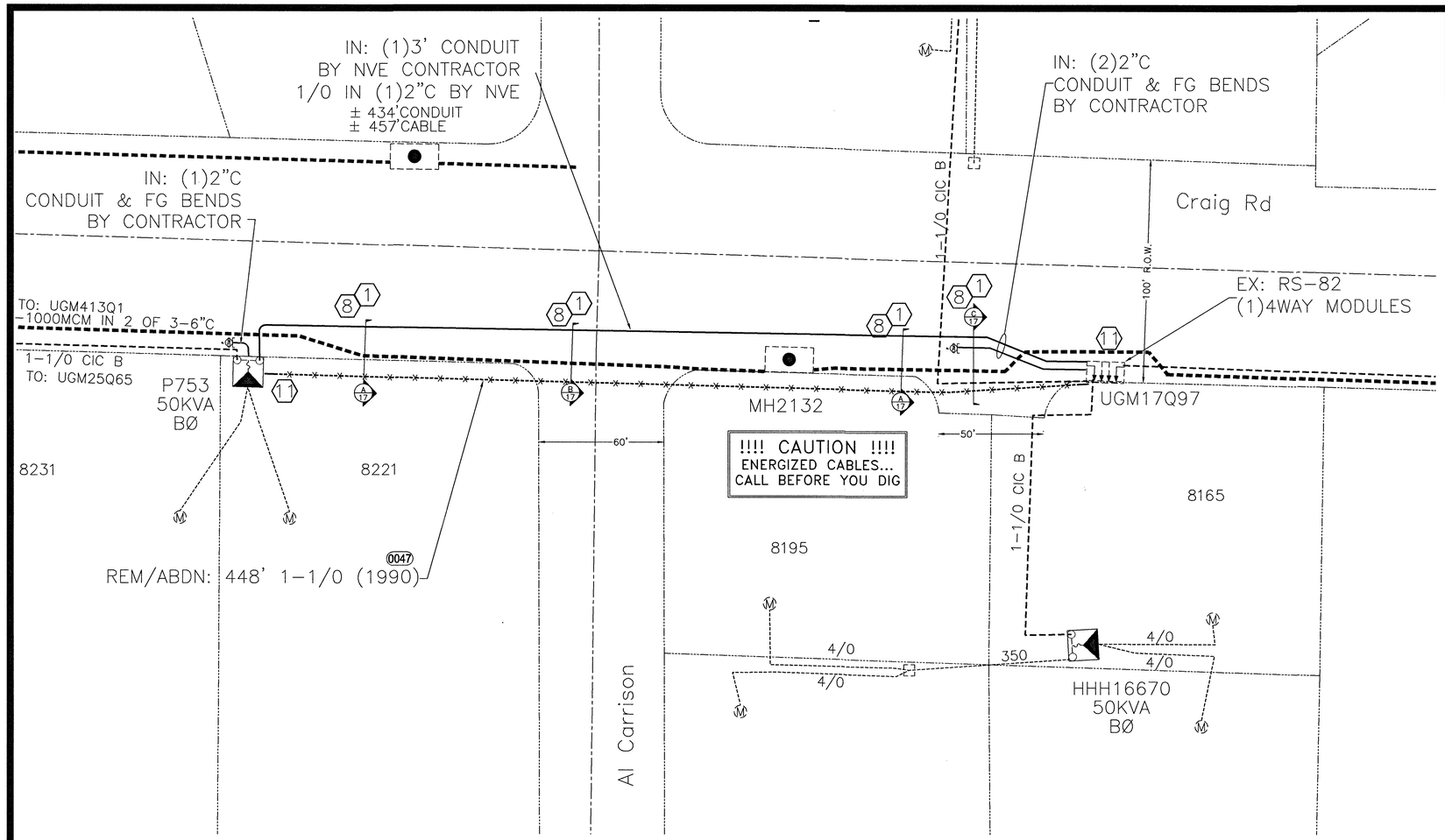

NOTE: PRIOR TO THE START OF TRENCHING CALL ALI MOHAMED AT 702-912-9409 OR RICK BEAN AT 702-378-1377 TO ARRANGE A FIELD MEETING.

N

T,R,S: 2060-04
APN: 13804216008

RETRENCH

EXIST. NEW **NVE WORK AND SERVICES TO CONSIST OF:**

- 1/0 TRIPLEX, 15 KV AL PRIMARY CABLE IN 4" PLASTIC CONDUIT.
- 1/0, 15 KV AL PRIMARY CABLE IN 2" PLASTIC CONDUIT.
- INSTALL NEW CABLE IN EXISTING VACANT CONDUIT.
- EX.500 500 — 500 MCM TRIPLEX SECONDARY CABLE IN 4" PLASTIC CONDUIT (CONDUIT BY CONTRACTOR).
- EX.350 350 — 350 MCM TRIPLEX SECONDARY CABLE, CABLE IN CONDUIT.
- EX.4/0 4/0 — 4/0 AWG TRIPLEX SECONDARY CABLE, CABLE IN CONDUIT.
- EX.2/0 2/0 — 2/0 AWG TRIPLEX SECONDARY CABLE, CABLE IN CONDUIT.
- CONDUIT LOCATING DEVICE 18" ABOVE STUBOUT.
- SINGLE PHASE PRIMARY POLE RISER PER NVE U.G. STD. OEP-105.
- THREE PHASE PRIMARY POLE RISER PER NVE U.G. STD. OEP-106.
- SECONDARY RISER PER NVE U.G. STD. SSP-2.
- SINGLE PHASE RESIDENTIAL PADMOUNTED TRANSFORMER WITH SIZE AS NOTED, 7200-120/240V, PER NVE U.G. STD. UT-113.
- (2) SINGLE PHASE RESIDENTIAL COMMERCIAL TRANSFORMERS WITH SIZE AS NOTED, 7200-120/240V, CONNECT OPEN WYE-OPEN DELTA FOR THREE PHASE 120-240V SERVICE, PER NVE U.G. STD. UT-115, WHERE APPLICABLE.
- TERMINATION OF ALL MODULES, MAKES, SPLICES AND FINAL CONNECTIONS.
- NVE TO PROVIDE 6" TO (3)2" REDUCERS.
- NVE TO PROVIDE 4" TO (1)2" REDUCERS.
- NVE TO COIL PRIMARY CABLE IN PULLBOX FOR FUTURE SPLICES, WHERE APPLICABLE.
- NVE TO CUT EXISTING CONDUIT AND TERMINATE PRIMARY CABLES ON THE LOAD BREAK MODULE, WHERE APPLICABLE.
- 100 FEET OUTSIDE RESIDENTIAL DEVELOPMENT MARKER. DCA TO PAY CONDUIT AND RISER COSTS INSIDE OF MARKER. CUSTOMER RESPONSIBLE FOR COSTS OUTSIDE MARKER.

CUSTOMER RESPONSIBILITY | DCA RESPONSIBILITY

EXIST. NEW **CONTRACTOR TO FURNISH AND INSTALL:**

- ALL TRENCHING & BACKFILL, MEETING APPLICABLE NVE STANDARD (RT-7, RT-8, OR RT-12).
- 3" PLASTIC CONDUIT, PER NVE U.G. STD. RC-1 AND RC-2.
- 3" PLASTIC CONDUIT BENDS (90°, 45°) WITH 36" MIN. RADIUS. (IF CONDUIT LENGTH IS UNDER 100')
- 3" RGS BENDS (90°, 45°) WITH 36" MINIMUM RADIUS, TAPED OR PVC COATED. (IF CONDUIT LENGTH IS OVER 100')
- IF THE CUSTOMER CHOOSES TO INSTALL A STREET CROSSING, NVE REQUIRES A 4" CONDUIT PER SECONDARY CABLE, AND A 2" CONDUIT PER 1/0 CABLE.
- 2" DB120 PLASTIC CONDUIT (INCLUDING SWEEPS OR RISERS FOR HANDHOLES, TRANSFORMERS, PULLBOXES, ETC.).
- 2" SCH.40 PLASTIC CONDUIT BENDS (90°, 45°) WITH 48" MINIMUM RADIUS (IF CONDUIT LENGTH IS UNDER 500').
- 2" FIBERGLASS CONDUIT BENDS (90°, 45°) WITH 36" MINIMUM RADIUS (IF CONDUIT LENGTH IS OVER 500').
- COUPLING FOR 2", 4", OR 6" CONDUITS (AS APPLICABLE).
- ALL SERVICE CONDUIT - 2" MINIMUM DB60 PVC GRAY (RISER: RGS REQUIRED) WITH 5/32" POLYPROPYLENE PULL LINE WITH A MIN. BREAKING STRENGTH OF 1250 lbs.
- 17" X 30" HANDHOLE, PER NVE U.G. STD. RS-1 (WITH 8" COLLAR WHERE APPLICABLE).
- 2'-6" X 4' X 4' SPLICE PULLBOX PER NVE U.G. STD. RS-80.
- 3' X 7' X 4' PULLBOX PER NVE U.G. STD. RS-82.
- PAD FOR (1) SINGLE PHASE RESIDENTIAL TRANSFORMER, PER NVE U.G. STD. RS-13 AND RS-5.
- PAD FOR (2) SINGLE PHASE RESIDENTIAL TRANSFORMERS, PER NVE U.G. STD. RS-14 AND RS-5.
- PAD FOR (1) SINGLE PHASE COMMERCIAL TRANSFORMER, PER NVE U.G. STD. RS-19 AND RS-5.
- VEHICLE PROTECTIVE BARRIERS PER NVE U.G. STD. RS-6, WHERE APPLICABLE.

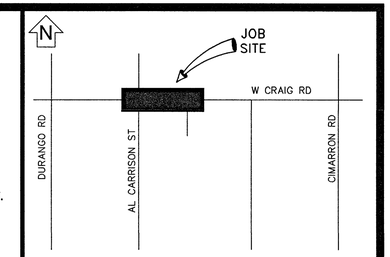

VICINITY MAP

(NOT TO SCALE)

EVERY EFFORT HAS BEEN MADE TO IDENTIFY ALL NVE FACILITIES. THE CUSTOMER SHALL CONFIRM THE EXISTENCE AND LOCATION OF THESE FACILITIES.

AVOID HITTING OVERHEAD POWER LINES. IT'S COSTLY.
CALL BEFORE YOU DO OVERHEAD
CALL 1-702-402-2929

Call before you Dig
Avoid cutting underground utility lines. It's costly.
CALL 811
OR
1-800-227-2600
AND CLARK COUNTY TRAFFIC OPERATIONS
1-702-455-6000

REVISIONS

NO.	DESCRIPTION	DATE	G.A.
△			
△			
△			
△			
△			
△			
△			
△			
△			
△			

MAINTENANCE

PURPOSE OF PROJECT
PRIMARY RETRENCH BETWEEN
P753 & UGM17Q159

MAINTENANCE PROJECTS REQUIRE THE USE OF SCHEDULE 40 FOR ALL 2", 3", & 4" CONDUIT. D.B. 60 IS REQUIRED FOR ALL 6"CONDUIT. IF COILABLE CONDUIT IS USED, IT MUST BE H.D.P.E. WITHOUT RE-GROUND MATERIALS.

CONSTRUCTION/INSPECTION REQUIREMENTS

WORK MUST CONFORM TO NVE ELECTRIC SERVICE STANDARDS, AVAILABLE AT: www.nvenergy.com/business/newconstruction/newconstructionS/servicestandards.cfm

NVE INSPECTOR MUST BE PRESENT TO INSPECT TRENCHING (SCHEDULE AT LEAST 72 HOURS IN ADVANCE) AT EACH OF THE FOLLOWING STAGES:
1. BOTTOM SAND AND CONDUIT INSTALLED
2. TOP SAND INSTALLED
3. BACKFILL INSTALLED

CONDUIT MUST BE MANDRELLED PRIOR TO RELEASE (COORDINATE WITH INSPECTOR).

NVE STAND BY CREW IS REQUIRED WHEN WORKING AT AN ENERGIZED VAULT OR TRANSFORMER. CALL STAND BY NUMBER (SEE TITLE BLOCK) TO SCHEDULE.

NVE ELECTRICAL INSTALLATION WILL NOT BE SCHEDULED UNTIL AFTER THE NVE INSPECTOR HAS COMPLETED THE OFFICIAL RELEASE.

METER(S) WILL NOT BE SET UNTIL ALL OF THE FOLLOWING ARE COMPLETE:
- [INSTRUMENT-RATED ONLY] METERING EQUIPMENT HAS BEEN SUBMITTED TO NVE METERING ENGINEER AND APPROVED. (submittals_southern@nvenergy.com)
- APPLICATION FOR METER SET HAS BEEN SUBMITTED TO NVE'S NEW DEVELOPMENT CENTER. FORM AVAILABLE AT: www.nvenergy.com/brochures_arch/new_construction/meter_set.pdf
- THE LOCAL BUILDING AUTHORITY HAS INSPECTED AND APPROVED THE METERING EQUIPMENT.
- METERING EQUIPMENT IS ACCESSIBLE AND CLEARLY IDENTIFIED WITH PERMANENT MARKINGS. ADDRESSES, SUITE NUMBERS, AND STREET SIGNS ARE POSTED IN PERMANENT LOCATIONS (SEE RPI-6).

TRACK PROJECT STATUS ONLINE WITH NVE'S DEVELOPER DASHBOARD: www.nvenergy.com/business/newconstruction/newconstructionS/developerdashboard.cfm

STRAW WATTLES TO BE PLACED DOWNSTREAM OF THE WATER FLOW AT GUTTER LINE OF EXCAVATION SITE AND IN A MANNER THAT IS COMPLIANT WITH CLARK COUNTY CODE.

CLARK COUNTY
PUBLIC WORKS
PERMIT REQUIRED*

DEVELOPER/CONTRACTOR SHALL OBTAIN A COUNTY PERMIT BEFORE ANY EXCAVATION WORK WITHIN CLARK COUNTY RIGHT-OF-WAY

HTE_____ DATE_____

* NVE INSPECTOR WILL VERIFY COUNTY PERMIT FOR WORK DONE WITHIN COUNTY RIGHT-OF-WAY

ENERGIZING AND SETTING OF ELECTRIC METER MAY BE DELAYED IF OFF-SITE RESTORATION IS NOT COMPLETED TO THE SATISFACTION OF CLARK COUNTY INSPECTOR

APPROVED FOR PERMITTING

THIS APPROVAL IS FOR WORK IN CC R/W & EASEMENT ONLY. OBTAINING PERMISSIONS OR EASEMENTS FOR WORK SHOWN ON PRIVATE PROPERTY IS THE RESPONSIBILITY OF THE UTILITY.

	YES	NO
NIGHT WORK:	☐	☐

ENCROACHMENT PERMIT # _____

APPROVAL BY: _____ DATE

RTC NOTES:

BACKFILL AND RIGHT OF WAY RESTORATION SHALL CONFORM TO CLARK COUNTY UNIFORM STANDARD DRAWINGS

1	500.1	0 TO 5 YEARS PAVEMENT RESTORATION LONGITUDINAL CUT
2	500.2	0 TO 5 YEARS PAVEMENT RESTORATION TRANSVERSE CUT
3	500.3	OVER 5 YEARS PAVEMENT RESTORATION LONGITUDINAL CUT. GREATER THAN 60' R.O.W
4	500.4	OVER 5 YRS PAVEMENT RESTORATION LONGITUDINAL CUT. 60' R.O.W OR LESS
5	500.5	OVER 5 YRS PAVEMENT RESTORATION TRANSVERSE ALL R.O.W WIDTHS
6	501	TYPICAL UNDERGROUND UTILITY LOCATIONS IN RESIDENTIAL STREETS 60' OR LESS R.O.W.
7	501.1	TYPICAL UTILITY UNDERGROUND LOCATIONS IN STREETS WITH GREATER THAN 60' R.O.W.
8	503	METHOD B FOR RIGID AND FLEXIBLE PIPE TRENCH BACKFILL - PAVED AREAS
9	503.1	METHOD A FOR FLEXIBLE PIPE TRENCH BACKFILL - PAVED AREAS
10	503.2	METHOD A FOR RIGID PIPE TRENCH BACKFILL - PAVED AREAS
11		BACKFILL IN UNPAVED AREA AS REQUIRED BY LOCAL CODE OR AS APPROVED BY AGENCY.
12	234	SIDEWALK

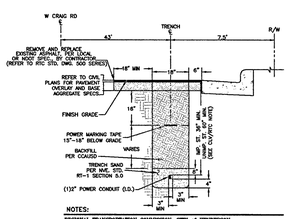

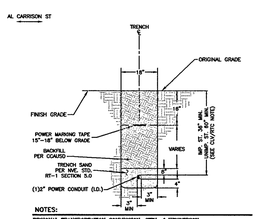

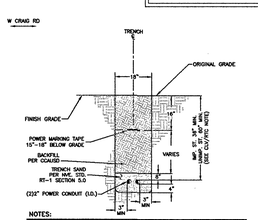

EXHIBIT 'A'

NVEnergy INFORMATION:
COORDINATOR: RON BILODEAU
PHONE: 702-402-6775
DESIGNER: DAVE SCHMITT D.F. --
DCA: N/A
INSPECTOR: 402-3008
STAND BY: 402-4114,402-4117,402-4118,402-4450
DISTRICT: LAS VEGAS NORTH
JPA INFORMATION:
JPA ADMIN PHONE: _____ JPA#: _____
CUSTOMER INFORMATION:
APPLICANT: NVE
ENGINEER: N/A
CONTACT: _____
APPROVAL DATE: _____
GOVERNMENT INFORMATION:
AGENCY: _____
APPROVAL DATE: _____

FOR EACH SERVICE POINT (POINT OF DELIVERY), ENERGY FOR EACH TENANT SPACE WILL BE MEASURED THROUGH ONE WATTHOUR METER. ENERGY FOR ALL NON-TENANT SPACE WILL BE MEASURED THROUGH ONE WATTHOUR METER. CONTACT NVE METER OPERATIONS FOR MULTIPLE RATE CLASS INSTALLATIONS.

NVEnergy

PRI RET -LA MADRE
7913 PAINTED SUNSET DR
CRAIG RD

PROJ. ID: 3002061346	SCALE: 1" = 30'
SHEET # 17 OF 25	DATE: 05/15/2018

amz9752
1/5/2019 2:47 PM

Sharing of this drawing and the information contained herein shall be only to individuals/parties who have entered into an agreement with Applicant for the completion of work associated with this specific project. Use for purposes other than this specific project requires the written consent of NV Energy.

X CC

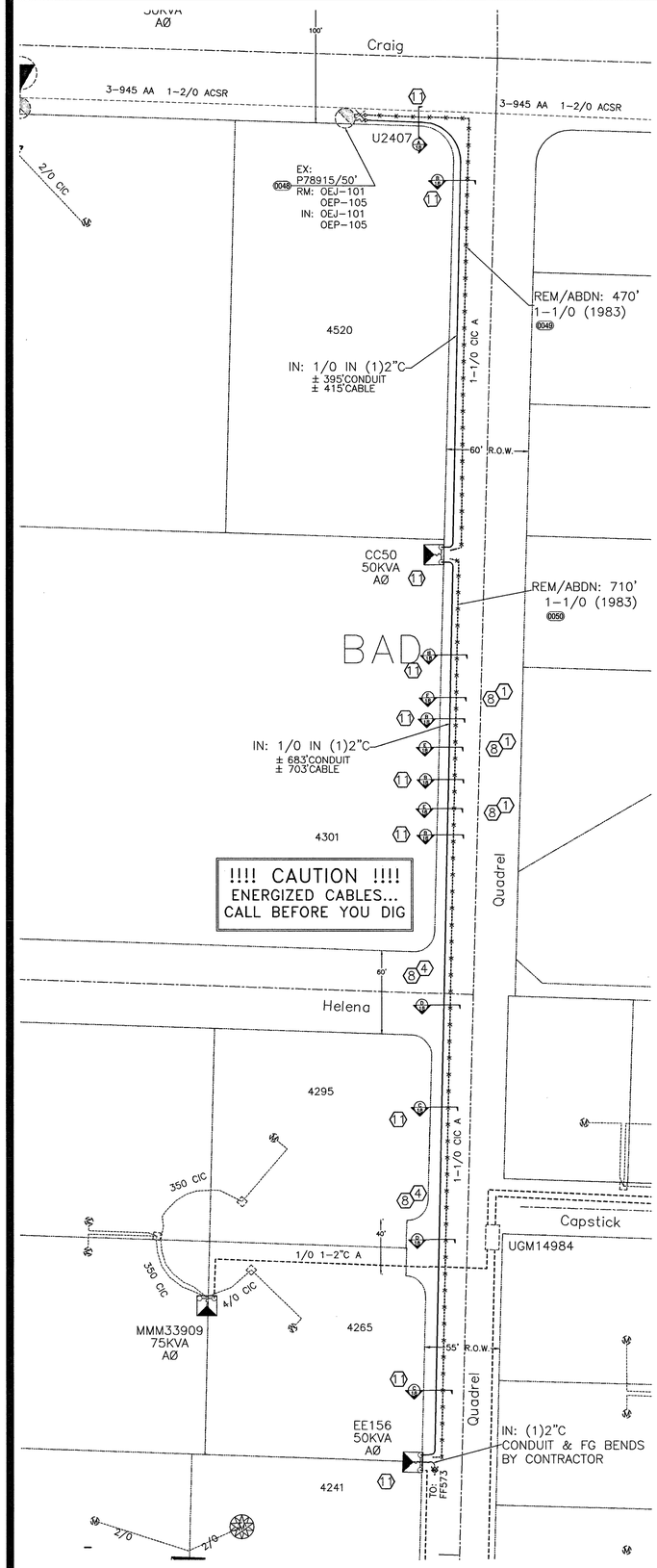

PURPOSE OF PROJECT
PRIMARY RETRENCH BETWEEN
P78915 & EE156

MAINTENANCE PROJECTS REQUIRE THE USE OF SCHEDULE 40 FOR ALL 2", 3", & 4" CONDUIT. D.B. 60 IS REQUIRED FOR ALL 6"CONDUIT. IF COILABLE CONDUIT IS USED, IT MUST BE H.D.P.E. WITHOUT RE-GROUND MATERIALS.

NOTE: PRIOR TO THE START OF TRENCHING CALL ALI MOHAMED AT 702-912-9409 OR RICK BEAN AT 702-378-1377 TO ARRANGE A FIELD MEETING.

N

T,R,S: 2060-04
APN: 13804703004

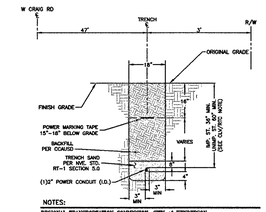

TRENCH DETAIL
1-2" CONDUIT
SECTION " A "

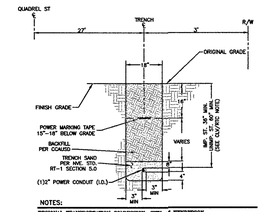

TRENCH DETAIL
1-2" CONDUIT
SECTION " B "

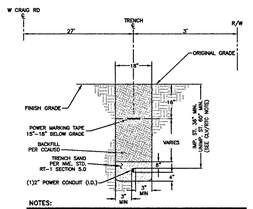

TRENCH DETAIL
1-2" CONDUIT
SECTION " C "

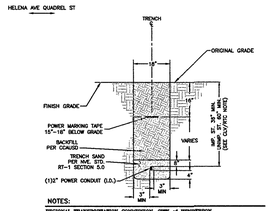

TRENCH DETAIL
1-2" CONDUIT
SECTION " D "

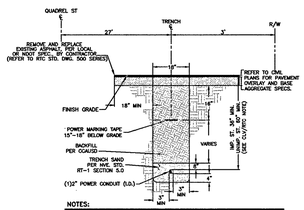

TRENCH DETAIL
1-2" CONDUIT
SECTION " E "

CONSTRUCTION/INSPECTION REQUIREMENTS

WORK MUST CONFORM TO NVE ELECTRIC SERVICE STANDARDS, AVAILABLE AT:
www.nvenergy.com/business/newconstruction/newconstruction5/servicestandards.cfm

NVE INSPECTOR MUST BE PRESENT TO INSPECT TRENCHING (SCHEDULE AT LEAST 72 HOURS IN ADVANCE) AT EACH OF THE FOLLOWING STAGES:
1. BOTTOM SAND AND CONDUIT INSTALLED
2. TOP SAND INSTALLED
3. BACKFILL INSTALLED

CONDUIT MUST BE MANDRELLED PRIOR TO RELEASE (COORDINATE WITH INSPECTOR).

NVE STAND BY CREW IS REQUIRED WHEN WORKING AT AN ENERGIZED VAULT OR TRANSFORMER. CALL STAND BY NUMBER (SEE TITLE BLOCK) TO SCHEDULE.

NVE ELECTRICAL INSTALLATION WILL NOT BE SCHEDULED UNTIL AFTER THE NVE INSPECTOR HAS COMPLETED THE OFFICIAL RELEASE.

METER(S) WILL NOT BE SET UNTIL ALL OF THE FOLLOWING ARE COMPLETE:
- [INSTRUMENT-RATED ONLY] METERING EQUIPMENT HAS BEEN SUBMITTED TO NVE METERING ENGINEER AND APPROVED. (submittals_southern@nvenergy.com)
- APPLICATION FOR METER SET HAS BEEN SUBMITTED TO NVE'S NEW DEVELOPMENT CENTER. FORM AVAILABLE AT:
  www.nvenergy.com/brochures_arch/new_construction/meter_set.pdf
- THE LOCAL BUILDING AUTHORITY HAS INSPECTED AND APPROVED THE METERING EQUIPMENT.
- METERING EQUIPMENT IS ACCESSIBLE AND CLEARLY IDENTIFIED WITH PERMANENT MARKINGS. ADDRESSES, SUITE NUMBERS, AND STREET SIGNS ARE POSTED IN PERMANENT LOCATIONS (SEE RPI-G).

TRACK PROJECT STATUS ONLINE WITH NVE'S DEVELOPER DASHBOARD:
www.nvenergy.com/business/newconstruction/newconstruction5/developerdashboard.cfm

CLARK COUNTY
PUBLIC WORKS
PERMIT REQUIRED*

DEVELOPER/CONTRACTOR SHALL OBTAIN A COUNTY PERMIT BEFORE ANY EXCAVATION WORK WITHIN CLARK COUNTY RIGHT-OF-WAY

HTE_____ DATE_____

*NVE INSPECTOR WILL VERIFY COUNTY PERMIT FOR WORK DONE WITHIN COUNTY RIGHT-OF-WAY

ENERGIZING AND SETTING OF ELECTRIC METER MAY BE DELAYED IF OFF-SITE RESTORATION IS NOT COMPLETED TO THE SATISFACTION OF CLARK COUNTY INSPECTOR

APPROVED FOR PERMITTING

THIS APPROVAL IS FOR WORK IN CC R/W & EASEMENT ONLY. OBTAINING PERMISSIONS OR EASEMENTS FOR WORK SHOWN ON PRIVATE PROPERTY IS THE RESPONSIBILITY OF THE UTILITY.

NIGHT WORK: YES ☐ NO ☐
ENCROACHMENT PERMIT #_____

APPROVAL BY: _____ DATE

RETRENCH

EXIST. NEW

NVE WORK AND SERVICES TO CONSIST OF:

- 1/0 TRIPLEX, 15 KV AL PRIMARY CABLE IN 4" PLASTIC CONDUIT.
- 1/0, 15 KV AL PRIMARY CABLE IN 2" PLASTIC CONDUIT.
- INSTALL NEW CABLE IN EXISTING VACANT CONDUIT.
- EX.500 / 500 — 500 MCM TRIPLEX SECONDARY CABLE IN 4" PLASTIC CONDUIT (CONDUIT BY CONTRACTOR).
- EX.350 / 350 — 350 MCM TRIPLEX SECONDARY CABLE, CABLE IN CONDUIT.
- EX.4/0 / 4/0 — 4/0 AWG TRIPLEX SECONDARY CABLE, CABLE IN CONDUIT.
- EX.2/0 / 2/0 — 2/0 AWG TRIPLEX SECONDARY CABLE, CABLE IN CONDUIT.
- CONDUIT LOCATING DEVICE 18" ABOVE STUBOUT.
- SINGLE PHASE PRIMARY POLE RISER PER NVE U.G. STD. OEP-105.
- THREE PHASE PRIMARY POLE RISER PER NVE U.G. STD. OEP-106.
- SECONDARY RISER PER NVE U.G. STD. SSP-2.
- SINGLE PHASE RESIDENTIAL PADMOUNTED TRANSFORMER WITH SIZE AS NOTED, 7200-120/240V, PER NVE U.G. STD. UT-113.
- (2) SINGLE PHASE RESIDENTIAL COMMERCIAL TRANSFORMERS WITH SIZE AS NOTED, 7200-120/240V, CONNECT OPEN WYE-OPEN DELTA FOR THREE PHASE 120-240V SERVICE, PER NVE U.G. STD. UT-115, WHERE APPLICABLE.
- TERMINATION OF ALL MODULES, MAKES, SPLICES AND FINAL CONNECTIONS.
- NVE TO PROVIDE 6" TO (3)2" REDUCERS.
- NVE TO PROVIDE 4" TO (1)2" REDUCERS.
- NVE TO COIL PRIMARY CABLE IN PULLBOX FOR FUTURE SPLICES, WHERE APPLICABLE.
- NVE TO CUT EXISTING CONDUIT AND TERMINATE PRIMARY CABLES ON THE LOAD BREAK MODULE, WHERE APPLICABLE.
- 100 FEET OUTSIDE RESIDENTIAL DEVELOPMENT MARKER. DCA TO PAY CONDUIT AND RISER COSTS INSIDE OF MARKER. CUSTOMER RESPONSIBLE FOR COSTS OUTSIDE MARKER.

CUSTOMER RESPONSIBILITY { DCA RESPONSIBILITY

CONTRACTOR TO FURNISH AND INSTALL:

- ALL TRENCHING & BACKFILL, MEETING APPLICABLE NVE STANDARD (RT-7, RT-8, OR RT-12).
- 3" PLASTIC CONDUIT, PER NVE U.G. STD. RC-1 AND RC-2.
- 3" PLASTIC CONDUIT BENDS (90°, 45°) WITH 36" MIN. RADIUS. (IF CONDUIT LENGTH IS UNDER 100')
- 3" RGS BENDS (90°, 45°) WITH 36" MINIMUM RADIUS, TAPED OR PVC COATED. (IF CONDUIT LENGTH IS OVER 100')
- IF THE CUSTOMER CHOOSES TO INSTALL A STREET CROSSING, NVE REQUIRES A 4" CONDUIT PER SECONDARY CABLE, AND A 2" CONDUIT PER 1/0 CABLE.
- 2" DB120 PLASTIC CONDUIT (INCLUDING SWEEPS OR RISERS FOR HANDHOLES, TRANSFORMERS, PULLBOXES, ETC.).
- 2" SCH.40 PLASTIC CONDUIT BENDS (90°, 45°) WITH 48" MINIMUM RADIUS (IF CONDUIT LENGTH IS UNDER 500').
- 2" FIBERGLASS CONDUIT BENDS (90°, 45°) WITH 36" MINIMUM RADIUS (IF CONDUIT LENGTH IS OVER 500').
- COUPLING FOR 2", 4", OR 6" CONDUITS (AS APPLICABLE).
- ALL SERVICE CONDUIT - 2" MINIMUM DB60 PVC GRAY (RISER: RGS REQUIRED) WITH 5/32" POLYPROPYLENE PULL LINE WITH A MIN. BREAKING STRENGTH OF 1250 lbs.
- 17" X 30" HANDHOLE, PER NVE U.G. STD. RS-1 (WITH 8" COLLAR WHERE APPLICABLE).
- 2'-6" X 4' X 4' SPLICE PULLBOX PER NVE U.G. STD. RS-80.
- 3' X 7' X 4' PULLBOX PER NVE U.G. STD. RS-82.
- PAD FOR (1) SINGLE PHASE RESIDENTIAL TRANSFORMER, PER NVE U.G. STD. RS-13 AND RS-5.
- PAD FOR (2) SINGLE PHASE RESIDENTIAL TRANSFORMERS, PER NVE U.G. STD. RS-14 AND RS-5.
- PAD FOR (1) SINGLE PHASE COMMERCIAL TRANSFORMER, PER NVE U.G. STD. RS-19 AND RS-5.
- VEHICLE PROTECTIVE BARRIERS PER NVE U.G. STD. RS-6, WHERE APPLICABLE.

STRAW WATTLES TO BE PLACED DOWNSTREAM OF THE WATER FLOW AT GUTTER LINE OF EXCAVATION SITE AND IN A MANNER THAT IS COMPLIANT WITH CLARK COUNTY CODE.

RTC NOTES:

BACKFILL AND RIGHT OF WAY RESTORATION SHALL CONFORM TO CLARK COUNTY UNIFORM STANDARD DRAWINGS

1	500.1	0 TO 5 YEARS PAVEMENT RESTORATION LONGITUDINAL CUT
2	500.2	0 TO 5 YEARS PAVEMENT RESTORATION TRANSVERSE CUT
3	500.3	OVER 5 YEARS PAVEMENT RESTORATION LONGITUDINAL CUT. GREATER THAN 60' R.O.W
4	500.4	OVER 5 YRS PAVEMENT RESTORATION LONGITUDINAL CUT. 60' R.O.W OR LESS
5	500.5	OVER 5 YRS PAVEMENT RESTORATION TRANSVERSE ALL R.O.W WIDTHS
6	501	TYPICAL UNDERGROUND UTILITY LOCATIONS IN RESIDENTIAL STREETS 60' OR LESS R.O.W.
7	501.1	TYPICAL UTILITY UNDERGROUND LOCATIONS IN STREETS WITH GREATER THAN 60' R.O.W.
8	503	METHOD B FOR RIGID AND FLEXIBLE PIPE TRENCH BACKFILL - PAVED AREAS
9	503.1	METHOD A FOR FLEXIBLE PIPE TRENCH BACKFILL - PAVED AREAS
10	503.2	METHOD A FOR RIGID PIPE TRENCH BACKFILL - PAVED AREAS
11	BACKFILL IN UNPAVED AREA AS REQUIRED BY LOCAL CODE OR AS APPROVED BY AGENCY.	
12	234	SIDEWALK

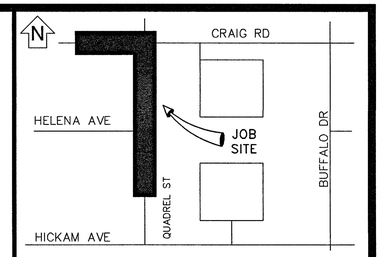

VICINITY MAP

(NOT TO SCALE)

EVERY EFFORT HAS BEEN MADE TO IDENTIFY ALL NVE FACILITIES. THE CUSTOMER SHALL CONFIRM THE EXISTENCE AND LOCATION OF THESE FACILITIES.

AVOID HITTING OVERHEAD POWER LINES. IT'S COSTLY.
CALL BEFORE YOU DO OVERHEAD
CALL 1-702-402-2929

Call before you Dig
Avoid cutting underground utility lines. It's costly.
CALL 811
OR
1-800-227-2600
AND CLARK COUNTY TRAFFIC OPERATIONS
1-702-455-6000

REVISIONS

NO.	DESCRIPTION	DATE	G.A.

MAINTENANCE

EXHIBIT 'A'

NVEnergy INFORMATION:
COORDINATOR: RON BILODEAU
PHONE: 702-402-6775
DESIGNER: DAVE SCHMITT D.F. --
DCA: N/A
INSPECTOR: 402-3008
STAND BY: 402-4114,402-4117,402-4118,402-4450
DISTRICT: LAS VEGAS NORTH

JPA INFORMATION:
JPA ADMIN PHONE: _____ JPA#: _____

CUSTOMER INFORMATION:
APPLICANT: NVE
ENGINEER: N/A
CONTACT:
APPROVAL DATE:

GOVERNMENT INFORMATION:
AGENCY:
APPROVAL DATE:

FOR EACH SERVICE POINT (POINT OF DELIVERY), ENERGY FOR EACH TENANT SPACE WILL BE MEASURED THROUGH ONE WATTHOUR METER. ENERGY FOR ALL NON-TENANT SPACE WILL BE MEASURED THROUGH ONE WATTHOUR METER. CONTACT NVE METER OPERATIONS FOR MULTIPLE RATE CLASS INSTALLATIONS.

NVEnergy

PRI RET -LA MADRE
7913 PAINTED SUNSET DR
QUADREL ST

PROJ. ID: 3002061346 | SCALE: 1" = 30'
SHEET # 18 OF 25 | DATE: 05/15/2018

am29752
1/5/2019 2:47 PM

Sharing of this drawing and the information contained herein shall be only to individuals/parties who have entered into an agreement with Applicant for the completion of work associated with this specific project. Use for purposes other than this specific project requires the written consent of NV Energy.

x cc

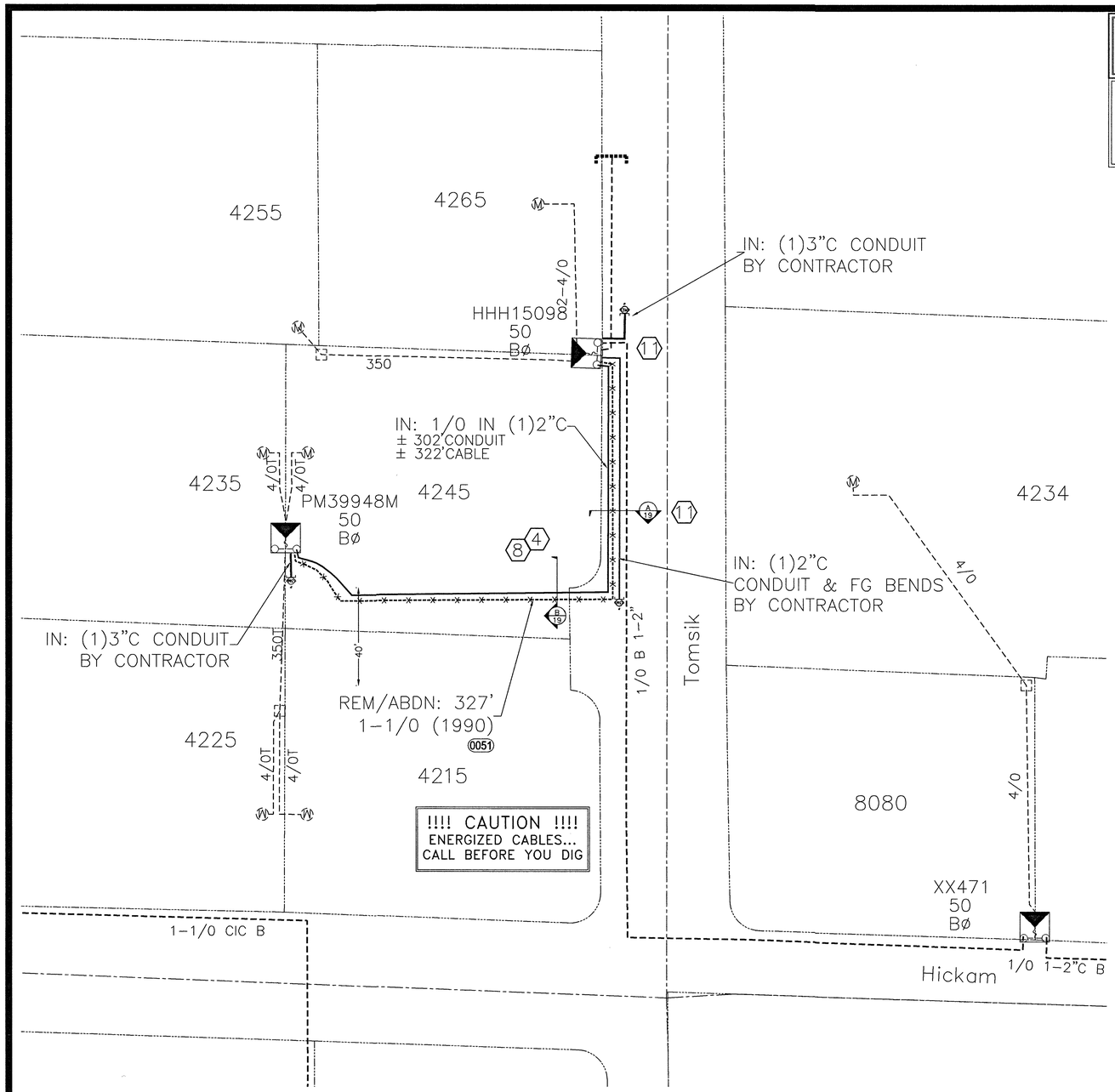

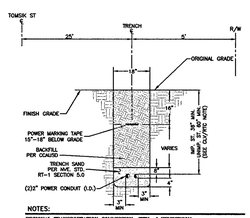

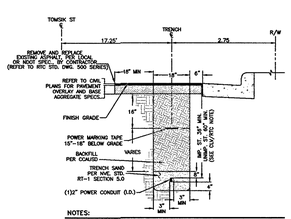

PURPOSE OF PROJECT
PRIMARY RETRENCH BETWEEN
HHH15098 & PM39948M

MAINTENANCE PROJECTS REQUIRE THE USE OF SCHEDULE 40 FOR ALL 2", 3", & 4" CONDUIT. D.B. 60 IS REQUIRED FOR ALL 6"CONDUIT. IF COILABLE CONDUIT IS USED, IT MUST BE H.D.P.E. WITHOUT RE-GROUND MATERIALS.

NOTE: PRIOR TO THE START OF TRENCHING CALL ALI MOHAMED AT 702-912-9409 OR RICK BEAN AT 702-378-1377 TO ARRANGE A FIELD MEETING.

N

T,R,S: 2060-04
APN: 13804304013

RETRENCH

EXIST. NEW **NVE WORK AND SERVICES TO CONSIST OF:**

- 1/0 TRIPLEX, 15 KV AL PRIMARY CABLE IN 4" PLASTIC CONDUIT.
- 1/0, 15 KV AL PRIMARY CABLE IN 2" PLASTIC CONDUIT.
- INSTALL NEW CABLE IN EXISTING VACANT CONDUIT.
- EX.500 500 — 500 MCM TRIPLEX SECONDARY CABLE IN 4" PLASTIC CONDUIT (CONDUIT BY CONTRACTOR).
- EX.350 350 — 350 MCM TRIPLEX SECONDARY CABLE, CABLE IN CONDUIT.
- EX.4/0 4/0 — 4/0 AWG TRIPLEX SECONDARY CABLE, CABLE IN CONDUIT.
- EX.2/0 2/0 — 2/0 AWG TRIPLEX SECONDARY CABLE, CABLE IN CONDUIT.
- CONDUIT LOCATING DEVICE 18" ABOVE STUBOUT.
- SINGLE PHASE PRIMARY POLE RISER PER NVE U.G. STD. OEP-105.
- THREE PHASE PRIMARY POLE RISER PER NVE U.G. STD. OEP-106.
- SECONDARY RISER PER NVE U.G. STD. SSP-2.
- SINGLE PHASE RESIDENTIAL PADMOUNTED TRANSFORMER WITH SIZE AS NOTED, 7200-120/240V, PER NVE U.G. STD. UT-113.
- (2) SINGLE PHASE RESIDENTIAL COMMERCIAL TRANSFORMERS WITH SIZE AS NOTED, 7200-120/240V, CONNECT OPEN WYE-OPEN DELTA FOR THREE PHASE 120-240V SERVICE, PER NVE U.G. STD. UT-115, WHERE APPLICABLE.

TERMINATION OF ALL MODULES, MAKES, SPLICES AND FINAL CONNECTIONS.

NVE TO PROVIDE 6" TO (3)2" REDUCERS.

NVE TO PROVIDE 4" TO (1)2" REDUCERS.

NVE TO COIL PRIMARY CABLE IN PULLBOX FOR FUTURE SPLICES, WHERE APPLICABLE.

NVE TO CUT EXISTING CONDUIT AND TERMINATE PRIMARY CABLES ON THE LOAD BREAK MODULE, WHERE APPLICABLE.

100 FEET OUTSIDE RESIDENTIAL DEVELOPMENT MARKER. DCA TO PAY CONDUIT AND RISER COSTS INSIDE OF MARKER. CUSTOMER RESPONSIBLE FOR COSTS OUTSIDE MARKER.

CUSTOMER RESPONSIBILITY [DCA RESPONSIBILITY

EXIST. NEW **CONTRACTOR TO FURNISH AND INSTALL:**

ALL TRENCHING & BACKFILL, MEETING APPLICABLE NVE STANDARD (RT-7, RT-8, OR RT-12).

- 3" PLASTIC CONDUIT, PER NVE U.G. STD. RC-1 AND RC-2.

3" PLASTIC CONDUIT BENDS (90°, 45°) WITH 36" MIN. RADIUS. (IF CONDUIT LENGTH IS UNDER 100')

3" RGS BENDS (90°, 45°) WITH 36" MINIMUM RADIUS, TAPED OR PVC COATED. (IF CONDUIT LENGTH IS OVER 100')

IF THE CUSTOMER CHOOSES TO INSTALL A STREET CROSSING, NVE REQUIRES A 4" CONDUIT PER SECONDARY CABLE, AND A 2" CONDUIT PER 1/0 CABLE.

- 2" DB120 PLASTIC CONDUIT (INCLUDING SWEEPS OR RISERS FOR HANDHOLES, TRANSFORMERS, PULLBOXES, ETC.).

2" SCH.40 PLASTIC CONDUIT BENDS (90°, 45°) WITH 48" MINIMUM RADIUS (IF CONDUIT LENGTH IS UNDER 500').

2" FIBERGLASS CONDUIT BENDS (90°, 45°) WITH 36" MINIMUM RADIUS (IF CONDUIT LENGTH IS OVER 500').

- COUPLING FOR 2", 4", OR 6" CONDUITS (AS APPLICABLE).

ALL SERVICE CONDUIT - 2" MINIMUM DB60 PVC GRAY (RISER: RGS REQUIRED) WITH 5/32" POLYPROPYLENE PULL LINE WITH A MIN. BREAKING STRENGTH OF 1250 lbs.

- 17" X 30" HANDHOLE, PER NVE U.G. STD. RS-1 (WITH 8" COLLAR WHERE APPLICABLE).
- 2'-6" X 4' X 4' SPLICE PULLBOX PER NVE U.G. STD. RS-80.
- 3' X 7' X 4' PULLBOX PER NVE U.G. STD. RS-82.
- PAD FOR (1) SINGLE PHASE RESIDENTIAL TRANSFORMER, PER NVE U.G. STD. RS-13 AND RS-5.
- PAD FOR (2) SINGLE PHASE RESIDENTIAL TRANSFORMERS, PER NVE U.G. STD. RS-14 AND RS-5.
- PAD FOR (1) SINGLE PHASE COMMERCIAL TRANSFORMER, PER NVE U.G. STD. RS-19 AND RS-5.

VEHICLE PROTECTIVE BARRIERS PER NVE U.G. STD. RS-6, WHERE APPLICABLE.

CONSTRUCTION/INSPECTION REQUIREMENTS

WORK MUST CONFORM TO NVE ELECTRIC SERVICE STANDARDS, AVAILABLE AT:
www.nvenergy.com/business/newconstruction/newconstructionS/servicestandards.cfm

NVE INSPECTOR MUST BE PRESENT TO INSPECT TRENCHING (SCHEDULE AT LEAST 72 HOURS IN ADVANCE) AT EACH OF THE FOLLOWING STAGES:
1. BOTTOM SAND AND CONDUIT INSTALLED
2. TOP SAND INSTALLED
3. BACKFILL INSTALLED

CONDUIT MUST BE MANDRELLED PRIOR TO RELEASE (COORDINATE WITH INSPECTOR).

NVE STAND BY CREW IS REQUIRED WHEN WORKING AT AN ENERGIZED VAULT OR TRANSFORMER. CALL STAND BY NUMBER (SEE TITLE BLOCK) TO SCHEDULE.

NVE ELECTRICAL INSTALLATION WILL NOT BE SCHEDULED UNTIL AFTER THE NVE INSPECTOR HAS COMPLETED THE OFFICIAL RELEASE.

METER(S) WILL NOT BE SET UNTIL ALL OF THE FOLLOWING ARE COMPLETE:
- [INSTRUMENT-RATED ONLY] METERING EQUIPMENT HAS BEEN SUBMITTED TO NVE METERING ENGINEER AND APPROVED. (submittals_eastbarn@nvenergy.com)
- APPLICATION FOR METER SET HAS BEEN SUBMITTED TO NVE'S NEW DEVELOPMENT CENTER. FORM AVAILABLE AT: www.nvenergy.com/brochures_arch/new_construction/meter_set.pdf
- THE LOCAL BUILDING AUTHORITY HAS INSPECTED AND APPROVED THE METERING EQUIPMENT.
- METERING EQUIPMENT IS ACCESSIBLE AND CLEARLY IDENTIFIED WITH PERMANENT MARKINGS. ADDRESSES, SUITE NUMBERS, AND STREET SIGNS ARE POSTED IN PERMANENT LOCATIONS (SEE RPI-G).

TRACK PROJECT STATUS ONLINE WITH NVE'S DEVELOPER DASHBOARD:
www.nvenergy.com/business/newconstruction/newconstructionS/developerdashboard.cfm

CLARK COUNTY
PUBLIC WORKS
PERMIT REQUIRED*

DEVELOPER/CONTRACTOR SHALL OBTAIN A COUNTY PERMIT BEFORE ANY EXCAVATION WORK WITHIN CLARK COUNTY RIGHT-OF-WAY

HTE_____ DATE_____

*NVE INSPECTOR WILL VERIFY COUNTY PERMIT FOR WORK DONE WITHIN COUNTY RIGHT-OF-WAY

ENERGIZING AND SETTING OF ELECTRIC METER MAY BE DELAYED IF OFF-SITE RESTORATION IS NOT COMPLETED TO THE SATISFACTION OF CLARK COUNTY INSPECTOR

APPROVED FOR PERMITTING

THIS APPROVAL IS FOR WORK IN CC R/W & EASEMENT ONLY. OBTAINING PERMISSIONS OR EASEMENTS FOR WORK SHOWN ON PRIVATE PROPERTY IS THE RESPONSIBILITY OF THE UTILITY.

NIGHT WORK: YES ☐ NO ☐
ENCROACHMENT PERMIT # _____

APPROVAL BY: _____ DATE

STRAW WATTLES TO BE PLACED DOWNSTREAM OF THE WATER FLOW AT GUTTER LINE OF EXCAVATION SITE AND IN A MANNER THAT IS COMPLIANT WITH CLARK COUNTY CODE.

RTC NOTES:

BACKFILL AND RIGHT OF WAY RESTORATION SHALL CONFORM TO CLARK COUNTY UNIFORM STANDARD DRAWINGS

1	500.1	0 TO 5 YEARS PAVEMENT RESTORATION LONGITUDINAL CUT
2	500.2	0 TO 5 YEARS PAVEMENT RESTORATION TRANSVERSE CUT
3	500.3	OVER 5 YEARS PAVEMENT RESTORATION LONGITUDINAL CUT. GREATER THAN 60' R.O.W
4	500.4	OVER 5 YRS PAVEMENT RESTORATION LONGITUDINAL CUT. 60' R.O.W OR LESS
5	500.5	OVER 5 YRS PAVEMENT RESTORATION TRANSVERSE ALL R.O.W WIDTHS
6	501	TYPICAL UNDERGROUND UTILITY LOCATIONS IN RESIDENTIAL STREETS 60' OR LESS R.O.W.
7	501.1	TYPICAL UTILITY UNDERGROUND LOCATIONS IN STREETS WITH GREATER THAN 60' R.O.W.
8	503	METHOD B FOR RIGID AND FLEXIBLE PIPE TRENCH BACKFILL - PAVED AREAS
9	503.1	METHOD A FOR FLEXIBLE PIPE TRENCH BACKFILL - PAVED AREAS
10	503.2	METHOD A FOR RIGID PIPE TRENCH BACKFILL - PAVED AREAS
11		BACKFILL IN UNPAVED AREA AS REQUIRED BY LOCAL CODE OR AS APPROVED BY AGENCY.
12	234	SIDEWALK

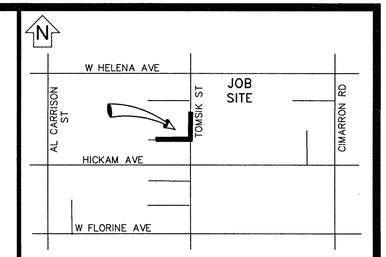

VICINITY MAP

(NOT TO SCALE)

EVERY EFFORT HAS BEEN MADE TO IDENTIFY ALL NVE FACILITIES. THE CUSTOMER SHALL CONFIRM THE EXISTENCE AND LOCATION OF THESE FACILITIES.

AVOID HITTING OVERHEAD POWER LINES. IT'S COSTLY.
CALL BEFORE YOU DO OVERHEAD
CALL 1-702-402-2929

Call before you Dig
Avoid cutting underground utility lines. It's costly.
CALL 811
OR
1-800-227-2600
AND CLARK COUNTY TRAFFIC OPERATIONS
1-702-455-6000

REVISIONS

NO.	DESCRIPTION	DATE	G.A.

MAINTENANCE

EXHIBIT 'A'

NVEnergy INFORMATION:
COORDINATOR: RON BILODEAU
PHONE: 702-402-6775
DESIGNER: DAVE SCHMITT D.F. --
DCA: N/A
INSPECTOR: 402-3008
STAND BY: 402-4114,402-4117,402-4118,402-4450
DISTRICT: LAS VEGAS NORTH
JPA INFORMATION:
JPA ADMIN PHONE: _____ JPA#: _____
CUSTOMER INFORMATION:
APPLICANT: NVE
ENGINEER: N/A
CONTACT:
APPROVAL DATE:
GOVERNMENT INFORMATION:
AGENCY:
APPROVAL DATE:

FOR EACH SERVICE POINT (POINT OF DELIVERY), ENERGY FOR EACH TENANT SPACE WILL BE MEASURED THROUGH ONE WATTHOUR METER. ENERGY FOR ALL NON-TENANT SPACE WILL BE MEASURED THROUGH ONE WATTHOUR METER. CONTACT NVE METER OPERATIONS FOR MULTIPLE RATE CLASS INSTALLATIONS.

NVEnergy

PRI RET -LA MADRE
7913 PAINTED SUNSET DR
TOMSIK ST

PROJ. ID: 3002061346	SCALE: 1" = 30'
SHEET # 19 OF 25	DATE: 05/15/2018

am29752
1/5/2019 2:47 PM

Sharing of this drawing and the information contained herein shall be only to individuals/parties who have entered into an agreement with Applicant for the completion of work associated with this specific project. Use for purposes other than this specific project requires the written consent of NV Energy.

X CC

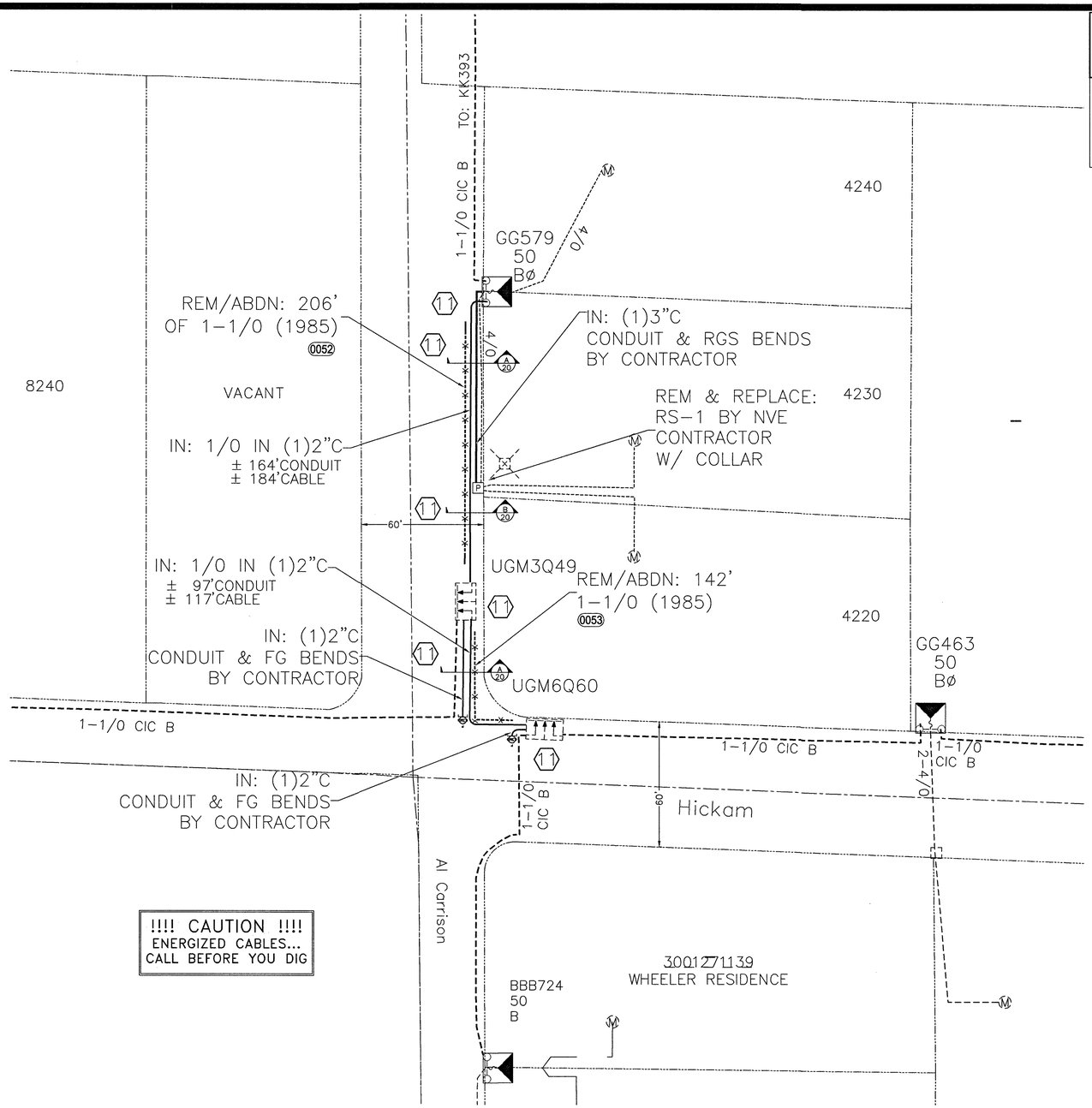

!!!! CAUTION !!!!
ENERGIZED CABLES...
CALL BEFORE YOU DIG

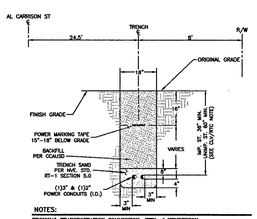

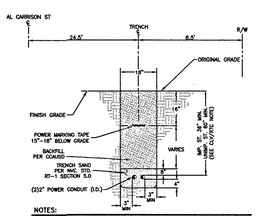

PURPOSE OF PROJECT
PRIMARY RETRENCH BETWEEN
GG579 & UGM6Q60

MAINTENANCE PROJECTS REQUIRE THE USE OF SCHEDULE 40 FOR ALL 2", 3", & 4" CONDUIT. D.B. 60 IS REQUIRED FOR ALL 6"CONDUIT. IF COILABLE CONDUIT IS USED, IT MUST BE H.D.P.E. WITHOUT RE-GROUND MATERIALS.

NOTE: PRIOR TO THE START OF TRENCHING CALL ALI MOHAMED AT 702-912-9409 OR RICK BEAN AT 702-378-1377 TO ARRANGE A FIELD MEETING.

N

T,R,S: 2060-04
APN: 13804304007

RETRENCH

EXIST. NEW **NVE WORK AND SERVICES TO CONSIST OF:**

- 1/0 TRIPLEX, 15 KV AL PRIMARY CABLE IN 4" PLASTIC CONDUIT.
- 1/0, 15 KV AL PRIMARY CABLE IN 2" PLASTIC CONDUIT.
- INSTALL NEW CABLE IN EXISTING VACANT CONDUIT.
- EX.500 500 — 500 MCM TRIPLEX SECONDARY CABLE IN 4" PLASTIC CONDUIT (CONDUIT BY CONTRACTOR).
- EX.350 350 — 350 MCM TRIPLEX SECONDARY CABLE, CABLE IN CONDUIT.
- EX.4/0 4/0 — 4/0 AWG TRIPLEX SECONDARY CABLE, CABLE IN CONDUIT.
- EX.2/0 2/0 — 2/0 AWG TRIPLEX SECONDARY CABLE, CABLE IN CONDUIT.
- CONDUIT LOCATING DEVICE 18" ABOVE STUBOUT.
- SINGLE PHASE PRIMARY POLE RISER PER NVE U.G. STD. OEP-105.
- THREE PHASE PRIMARY POLE RISER PER NVE U.G. STD. OEP-106.
- SECONDARY RISER PER NVE U.G. STD. SSP-2.
- SINGLE PHASE RESIDENTIAL PADMOUNTED TRANSFORMER WITH SIZE AS NOTED, 7200-120/240V, PER NVE U.G. STD. UT-113.
- (2) SINGLE PHASE RESIDENTIAL COMMERCIAL TRANSFORMERS WITH SIZE AS NOTED, 7200-120/240V, CONNECT OPEN WYE-OPEN DELTA FOR THREE PHASE 120-240V SERVICE, PER NVE U.G. STD. UT-115, WHERE APPLICABLE.
- TERMINATION OF ALL MODULES, MAKES, SPLICES AND FINAL CONNECTIONS.
- NVE TO PROVIDE 6" TO (3)2" REDUCERS.
- NVE TO PROVIDE 4" TO (1)2" REDUCERS.
- NVE TO COIL PRIMARY CABLE IN PULLBOX FOR FUTURE SPLICES, WHERE APPLICABLE.
- NVE TO CUT EXISTING CONDUIT AND TERMINATE PRIMARY CABLES ON THE LOAD BREAK MODULE, WHERE APPLICABLE.
- 100 FEET OUTSIDE RESIDENTIAL DEVELOPMENT MARKER. DCA TO PAY CONDUIT AND RISER COSTS INSIDE OF MARKER. CUSTOMER RESPONSIBLE FOR COSTS OUTSIDE MARKER.

CUSTOMER RESPONSIBILITY [DCA RESPONSIBILITY

EXIST. NEW **CONTRACTOR TO FURNISH AND INSTALL:**

- ALL TRENCHING & BACKFILL, MEETING APPLICABLE NVE STANDARD (RT-7, RT-8, OR RT-12).
- 3" PLASTIC CONDUIT, PER NVE U.G. STD. RC-1 AND RC-2.
- 3" PLASTIC CONDUIT BENDS (90°, 45°) WITH 36" MIN. RADIUS. (IF CONDUIT LENGTH IS UNDER 100')
- 3" RGS BENDS (90°, 45°) WITH 36" MINIMUM RADIUS, TAPED OR PVC COATED. (IF CONDUIT LENGTH IS OVER 100')
- IF THE CUSTOMER CHOOSES TO INSTALL A STREET CROSSING, NVE REQUIRES A 4" CONDUIT PER SECONDARY CABLE, AND A 2" CONDUIT PER 1/0 CABLE.
- 2" DB120 PLASTIC CONDUIT (INCLUDING SWEEPS OR RISERS FOR HANDHOLES, TRANSFORMERS, PULLBOXES, ETC.).
- 2" SCH.40 PLASTIC CONDUIT BENDS (90°, 45°) WITH 48" MINIMUM RADIUS (IF CONDUIT LENGTH IS UNDER 500').
- 2" FIBERGLASS CONDUIT BENDS (90°, 45°) WITH 36" MINIMUM RADIUS (IF CONDUIT LENGTH IS OVER 500').
- COUPLING FOR 2", 4", OR 6" CONDUITS (AS APPLICABLE).
- ALL SERVICE CONDUIT - 2" MINIMUM DB60 PVC GRAY (RISER: RGS REQUIRED) WITH 5/32" POLYPROPYLENE PULL LINE WITH A MIN. BREAKING STRENGTH OF 1250 lbs.
- 17" X 30" HANDHOLE, PER NVE U.G. STD. RS-1 (WITH 8" COLLAR WHERE APPLICABLE).
- 2'-6" X 4' X 4' SPLICE PULLBOX PER NVE U.G. STD. RS-80.
- 3' X 7' X 4' PULLBOX PER NVE U.G. STD. RS-82.
- PAD FOR (1) SINGLE PHASE RESIDENTIAL TRANSFORMER, PER NVE U.G. STD. RS-13 AND RS-5.
- PAD FOR (2) SINGLE PHASE RESIDENTIAL TRANSFORMERS, PER NVE U.G. STD. RS-14 AND RS-5.
- PAD FOR (1) SINGLE PHASE COMMERCIAL TRANSFORMER, PER NVE U.G. STD. RS-19 AND RS-5.
- VEHICLE PROTECTIVE BARRIERS PER NVE U.G. STD. RS-6, WHERE APPLICABLE.

CONSTRUCTION/INSPECTION REQUIREMENTS

WORK MUST CONFORM TO NVE ELECTRIC SERVICE STANDARDS, AVAILABLE AT:
www.nvenergy.com/business/newconstruction/newconstruction5/servicestandards.cfm

NVE INSPECTOR MUST BE PRESENT TO INSPECT TRENCHING (SCHEDULE AT LEAST 72 HOURS IN ADVANCE) AT EACH OF THE FOLLOWING STAGES:
1. BOTTOM SAND AND CONDUIT INSTALLED
2. TOP SAND INSTALLED
3. BACKFILL INSTALLED

CONDUIT MUST BE MANDRELLED PRIOR TO RELEASE (COORDINATE WITH INSPECTOR).

NVE STAND BY CREW IS REQUIRED WHEN WORKING AT AN ENERGIZED VAULT OR TRANSFORMER. CALL STAND BY NUMBER (SEE TITLE BLOCK) TO SCHEDULE.

NVE ELECTRICAL INSTALLATION WILL NOT BE SCHEDULED UNTIL AFTER THE NVE INSPECTOR HAS COMPLETED THE OFFICIAL RELEASE.

METER(S) WILL NOT BE SET UNTIL ALL OF THE FOLLOWING ARE COMPLETE:
- [INSTRUMENT-RATED ONLY] METERING EQUIPMENT HAS BEEN SUBMITTED TO NVE METERING ENGINEER AND APPROVED. (submitnis_south@nvenergy.com)
- APPLICATION FOR METER SET HAS BEEN SUBMITTED TO NVE'S NEW DEVELOPMENT CENTER. FORM AVAILABLE AT:
  www.nvenergy.com/brochures_arch/new_construction/meter_set.pdf
- THE LOCAL BUILDING AUTHORITY HAS INSPECTED AND APPROVED THE METERING EQUIPMENT.
- METERING EQUIPMENT IS ACCESSIBLE AND CLEARLY IDENTIFIED WITH PERMANENT MARKINGS. ADDRESSES, SUITE NUMBERS, AND STREET SIGNS ARE POSTED IN PERMANENT LOCATIONS (SEE RPI-6).

TRACK PROJECT STATUS ONLINE WITH NVE'S DEVELOPER DASHBOARD:
www.nvenergy.com/business/newconstruction/newconstruction5/developerdashboard.cfm

CLARK COUNTY
PUBLIC WORKS
PERMIT REQUIRED*

DEVELOPER/CONTRACTOR SHALL OBTAIN A COUNTY PERMIT BEFORE ANY EXCAVATION WORK WITHIN CLARK COUNTY RIGHT-OF-WAY

HTE _____ DATE _____

* NVE INSPECTOR WILL VERIFY COUNTY PERMIT FOR WORK DONE WITHIN COUNTY RIGHT-OF-WAY

ENERGIZING AND SETTING OF ELECTRIC METER MAY BE DELAYED IF OFF-SITE RESTORATION IS NOT COMPLETED TO THE SATISFACTION OF CLARK COUNTY INSPECTOR

APPROVED FOR PERMITTING

THIS APPROVAL IS FOR WORK IN CC R/W & EASEMENT ONLY. OBTAINING PERMISSIONS OR EASEMENTS FOR WORK SHOWN ON PRIVATE PROPERTY IS THE RESPONSIBILITY OF THE UTILITY.

YES NO
NIGHT WORK: ☐ ☐
ENCROACHMENT PERMIT # _____

APPROVAL BY: _____ DATE

STRAW WATTLES TO BE PLACED DOWNSTREAM OF THE WATER FLOW AT GUTTER LINE OF EXCAVATION SITE AND IN A MANNER THAT IS COMPLIANT WITH CLARK COUNTY CODE.

RTC NOTES:
BACKFILL AND RIGHT OF WAY RESTORATION SHALL CONFORM TO CLARK COUNTY UNIFORM STANDARD DRAWINGS

1	500.1	0 TO 5 YEARS PAVEMENT RESTORATION LONGITUDINAL CUT
2	500.2	0 TO 5 YEARS PAVEMENT RESTORATION TRANSVERSE CUT
3	500.3	OVER 5 YEARS PAVEMENT RESTORATION LONGITUDINAL CUT. GREATER THAN 60' R.O.W
4	500.4	OVER 5 YRS PAVEMENT RESTORATION LONGITUDINAL CUT. 60' R.O.W OR LESS
5	500.5	OVER 5 YRS PAVEMENT RESTORATION TRANSVERSE ALL R.O.W WIDTHS
6	501	TYPICAL UNDERGROUND UTILITY LOCATIONS IN RESIDENTIAL STREETS 60' OR LESS R.O.W.
7	501.1	TYPICAL UTILITY UNDERGROUND LOCATIONS IN STREETS WITH GREATER THAN 60' R.O.W.
8	503	METHOD B FOR RIGID AND FLEXIBLE PIPE TRENCH BACKFILL - PAVED AREAS
9	503.1	METHOD A FOR FLEXIBLE PIPE TRENCH BACKFILL - PAVED AREAS
10	503.2	METHOD A FOR RIGID PIPE TRENCH BACKFILL - PAVED AREAS
11		BACKFILL IN UNPAVED AREA AS REQUIRED BY LOCAL CODE OR AS APPROVED BY AGENCY.
12	234	SIDEWALK

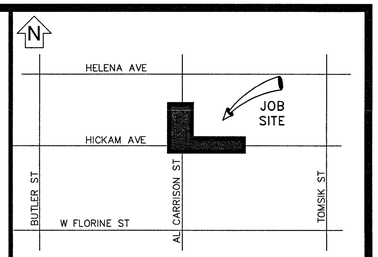

VICINITY MAP
(NOT TO SCALE)

EVERY EFFORT HAS BEEN MADE TO IDENTIFY ALL NVE FACILITIES. THE CUSTOMER SHALL CONFIRM THE EXISTENCE AND LOCATION OF THESE FACILITIES.

AVOID HITTING OVERHEAD POWER LINES. IT'S COSTLY.
CALL BEFORE YOU DO OVERHEAD
CALL 1-702-402-2929

Call before you Dig
Avoid cutting underground utility lines. It's costly.
CALL 811
OR
1-800-227-2600
AND CLARK COUNTY TRAFFIC OPERATIONS
1-702-455-6000

REVISIONS

NO.	DESCRIPTION	DATE	G.A.

MAINTENANCE

EXHIBIT 'A'

NVEnergy INFORMATION:
COORDINATOR: RON BILODEAU
PHONE: 702-402-6775
DESIGNER: DAVE SCHMITT D.F. --
DCA: N/A
INSPECTOR: 402-3008
STAND BY: 402-4114,402-4117,402-4118,402-4450
DISTRICT: LAS VEGAS NORTH
JPA INFORMATION:
JPA ADMIN PHONE: _____ JPA#: _____
CUSTOMER INFORMATION:
APPLICANT: NVE
ENGINEER: N/A
CONTACT: _____
APPROVAL DATE: _____
GOVERNMENT INFORMATION:
AGENCY: _____
APPROVAL DATE: _____

FOR EACH SERVICE POINT (POINT OF DELIVERY), ENERGY FOR EACH TENANT SPACE WILL BE MEASURED THROUGH ONE WATTHOUR METER. ENERGY FOR ALL NON-TENANT SPACE WILL BE MEASURED THROUGH ONE WATTHOUR METER. CONTACT NVE METER OPERATIONS FOR MULTIPLE RATE CLASS INSTALLATIONS.

NVEnergy

PRI RET -LA MADRE
7913 PAINTED SUNSET DR
AL CARRISON ST

PROJ. ID: 3002061346	SCALE: 1" = 30'
SHEET # 20 OF 25	DATE: 05/15/2018

am29752
1/5/2019 2:48 PM

X CC

Sharing of this drawing and the information contained herein shall be only to individuals/parties who have entered into an agreement with Applicant for the completion of work associated with this specific project. Use for purposes other than this specific project requires the written consent of NV Energy.

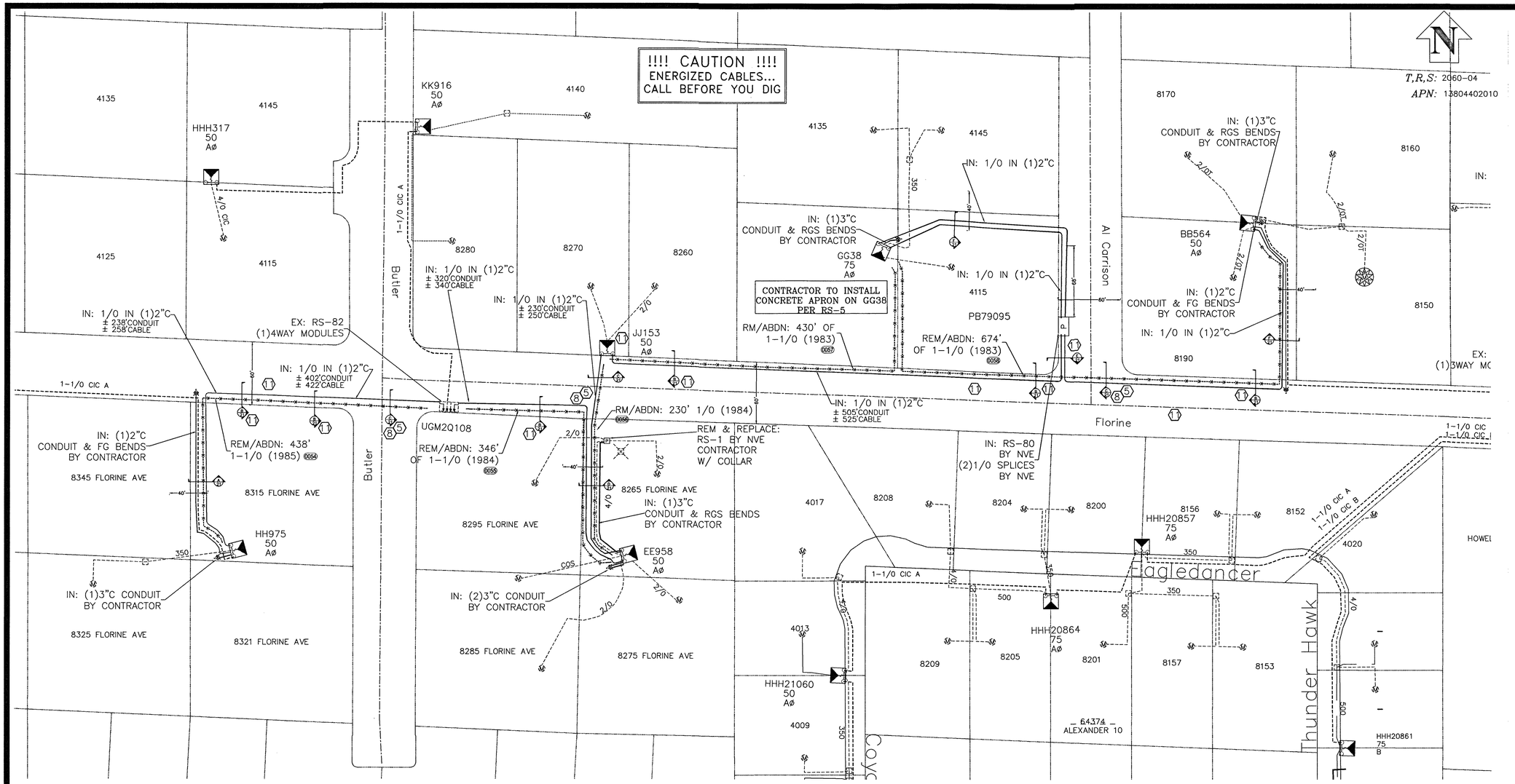

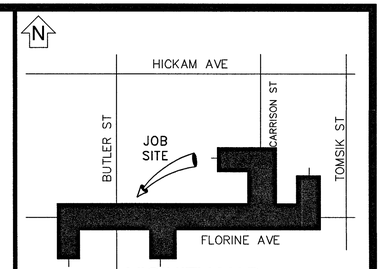

VICINITY MAP
(NOT TO SCALE)

EVERY EFFORT HAS BEEN MADE TO IDENTIFY ALL NVE FACILITIES. THE CUSTOMER SHALL CONFIRM THE EXISTENCE AND LOCATION OF THESE FACILITIES.

AVOID HITTING OVERHEAD POWER LINES. IT'S COSTLY.

CALL 1-702-402-2929

Call before you Dig
Avoid cutting underground utility lines. It's costly.
CALL 811
OR
1-800-227-2600
AND CLARK COUNTY TRAFFIC OPERATIONS
1-702-455-6000

REVISIONS

NO.	DESCRIPTION	DATE	G.A.
△			
△			
△			
△			
△			
△			
△			
△			
△			
△			

MAINTENANCE

EXHIBIT 'A'

NVEnergy INFORMATION:
COORDINATOR: RON BILODEAU
PHONE: 702-402-6775
DESIGNER: DAVE SCHMITT D.F. --
DCA: N/A
INSPECTOR: 402-3008
STAND BY: 402-4114,402-4117,402-4118,402-4450
DISTRICT: LAS VEGAS NORTH
JPA INFORMATION:
JPA ADMIN PHONE: JPA#:
CUSTOMER INFORMATION:
APPLICANT: NVE
ENGINEER: N/A
CONTACT:
APPROVAL DATE:
GOVERNMENT INFORMATION:
AGENCY:
APPROVAL DATE:

FOR EACH SERVICE POINT (POINT OF DELIVERY), ENERGY FOR EACH TENANT SPACE WILL BE MEASURED THROUGH ONE WATTHOUR METER. ENERGY FOR ALL NON-TENANT SPACE WILL BE MEASURED THROUGH ONE WATTHOUR METER. CONTACT NVE METER OPERATIONS FOR MULTIPLE RATE CLASS INSTALLATIONS.

NVEnergy

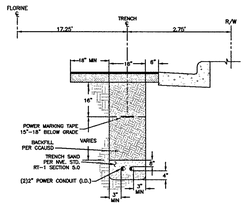

TRENCH DETAIL
2-2" CONDUITS
SECTION " A "

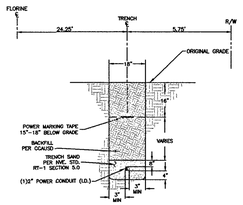

TRENCH DETAIL
1-2" CONDUIT
SECTION " B "

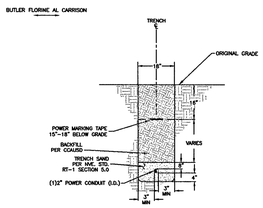

TRENCH DETAIL
1-2" CONDUIT
SECTION " C "

STRAW WATTLES TO BE PLACED DOWNSTREAM OF THE WATER FLOW AT GUTTER LINE OF EXCAVATION SITE AND IN A MANNER THAT IS COMPLIANT WITH CLARK COUNTY CODE.

RTC NOTES:
BACKFILL AND RIGHT OF WAY RESTORATION SHALL CONFORM TO CLARK COUNTY UNIFORM STANDARD DRAWINGS

(1) 500.1	0 TO 5 YEARS PAVEMENT RESTORATION LONGITUDINAL CUT
(2) 500.2	0 TO 5 YEARS PAVEMENT RESTORATION TRANSVERSE CUT
(3) 500.3	OVER 5 YEARS PAVEMENT RESTORATION LONGITUDINAL CUT. GREATER THAN 60' R.O.W
(4) 500.4	OVER 5 YRS PAVEMENT RESTORATION LONGITUDINAL CUT. 60' R.O.W OR LESS
(5) 500.5	OVER 5 YRS PAVEMENT RESTORATION TRANSVERSE ALL R.O.W WIDTHS
(6) 501	TYPICAL UNDERGROUND UTILITY LOCATIONS IN RESIDENTIAL STREETS 60' OR LESS R.O.W.
(7) 501.1	TYPICAL UTILITY UNDERGROUND LOCATIONS IN STREETS WITH GREATER THAN 60' R.O.W.
(8) 503	METHOD B FOR RIGID AND FLEXIBLE PIPE TRENCH BACKFILL – PAVED AREAS
(9) 503.1	METHOD A FOR FLEXIBLE PIPE TRENCH BACKFILL – PAVED AREAS
(10) 503.2	METHOD A FOR RIGID PIPE TRENCH BACKFILL – PAVED AREAS
(11)	BACKFILL IN UNPAVED AREA AS REQUIRED BY LOCAL CODE OR AS APPROVED BY AGENCY.
(12) 234	SIDEWALK

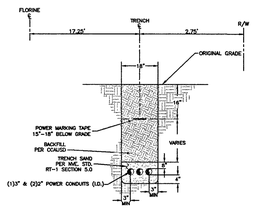

TRENCH DETAIL
(1)3" & (2)2" POWER CONDUITS (I.D.)
SECTION " D "

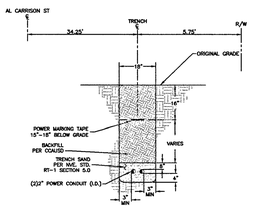

TRENCH DETAIL
2-2" CONDUITS
SECTION " E "

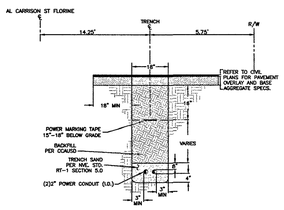

TRENCH DETAIL
2-2" CONDUITS
SECTION " F "

CLARK COUNTY
PUBLIC WORKS
PERMIT REQUIRED*

DEVELOPER/CONTRACTOR SHALL OBTAIN A COUNTY PERMIT BEFORE ANY EXCAVATION WORK WITHIN CLARK COUNTY RIGHT-OF-WAY

HTE_____ DATE_____

* NVE INSPECTOR WILL VERIFY COUNTY PERMIT FOR WORK DONE WITHIN COUNTY RIGHT-OF-WAY

ENERGIZING AND SETTING OF ELECTRIC METER MAY BE DELAYED IF OFF-SITE RESTORATION IS NOT COMPLETED TO THE SATISFACTION OF CLARK COUNTY INSPECTOR

APPROVED FOR PERMITTING

THIS APPROVAL IS FOR WORK IN CC R/W & EASEMENT ONLY. OBTAINING PERMISSIONS OR EASEMENTS FOR WORK SHOWN ON PRIVATE PROPERTY IS THE RESPONSIBILITY OF THE UTILITY.

NIGHT WORK: YES ☐ NO ☐
ENCROACHMENT PERMIT # _____

APPROVAL BY: DATE

PRI RET -LA MADRE
7913 PAINTED SUNSET DR
FLORINE AVE

PROJ. ID: 3002061346	SCALE: 1" = 30'
SHEET # 21 OF 25	DATE: 05/15/2018

am29752
1/5/2019 2:48 PM

Sharing of this drawing and the information contained herein shall be only to individuals/parties who have entered into an agreement with Applicant for the completion of work associated with this specific project. Use for purposes other than this specific project requires the written consent of NV Energy.

X CC

PURPOSE OF PROJECT
PRIMARY RETRENCH BETWEEN
HH975 & BB564

MAINTENANCE PROJECTS REQUIRE THE USE OF SCHEDULE 40 FOR ALL 2", 3", & 4" CONDUIT. D.B. 60 IS REQUIRED FOR ALL 6"CONDUIT. IF COILABLE CONDUIT IS USED, IT MUST BE H.D.P.E. WITHOUT RE-GROUND MATERIALS.

NOTE: PRIOR TO THE START OF TRENCHING CALL ALI MOHAMED AT 702-912-9409 OR RICK BEAN AT 702-378-1377 TO ARRANGE A FIELD MEETING.

N

T,R,S: 2060-04
APN: 13804402010

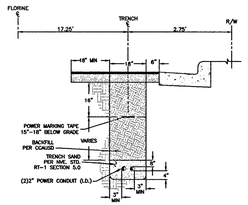

TRENCH DETAIL
2-2" CONDUITS
SECTION " A "

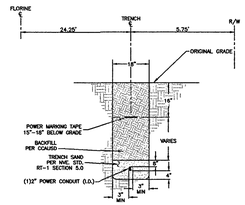

TRENCH DETAIL
1-2" CONDUIT
SECTION " B "

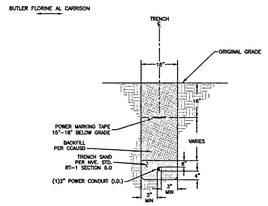

TRENCH DETAIL
1-2" CONDUIT
SECTION " C "

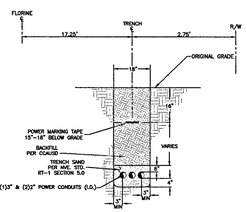

TRENCH DETAIL
(1)3" & (2)2" POWER CONDUITS (I.D.)
SECTION " D "

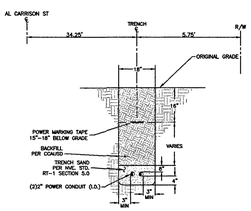

TRENCH DETAIL
2-2" CONDUITS
SECTION " E "

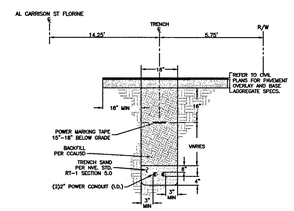

TRENCH DETAIL
2-2" CONDUITS
SECTION " F "

RETRENCH

EXIST. NEW **NVE WORK AND SERVICES TO CONSIST OF:**

- 1/0 TRIPLEX, 15 KV AL PRIMARY CABLE IN 4" PLASTIC CONDUIT.
- 1/0, 15 KV AL PRIMARY CABLE IN 2" PLASTIC CONDUIT.
- INSTALL NEW CABLE IN EXISTING VACANT CONDUIT.
- EX.500 500 — 500 MCM TRIPLEX SECONDARY CABLE IN 4" PLASTIC CONDUIT (CONDUIT BY CONTRACTOR).
- EX.350 350 — 350 MCM TRIPLEX SECONDARY CABLE, CABLE IN CONDUIT.
- EX.4/0 4/0 — 4/0 AWG TRIPLEX SECONDARY CABLE, CABLE IN CONDUIT.
- EX.2/0 2/0 — 2/0 AWG TRIPLEX SECONDARY CABLE, CABLE IN CONDUIT.
- CONDUIT LOCATING DEVICE 18" ABOVE STUBOUT.
- SINGLE PHASE PRIMARY POLE RISER PER NVE U.G. STD. OEP-105.
- THREE PHASE PRIMARY POLE RISER PER NVE U.G. STD. OEP-106.
- SECONDARY RISER PER NVE U.G. STD. SSP-2.
- SINGLE PHASE RESIDENTIAL PADMOUNTED TRANSFORMER WITH SIZE AS NOTED, 7200-120/240V, PER NVE U.G. STD. UT-113.
- (2) SINGLE PHASE RESIDENTIAL COMMERCIAL TRANSFORMERS WITH SIZE AS NOTED, 7200-120/240V, CONNECT OPEN WYE-OPEN DELTA FOR THREE PHASE 120-240V SERVICE, PER NVE U.G. STD. UT-115, WHERE APPLICABLE.

TERMINATION OF ALL MODULES, MAKES, SPLICES AND FINAL CONNECTIONS.

NVE TO PROVIDE 6" TO (3)2" REDUCERS.

NVE TO PROVIDE 4" TO (1)2" REDUCERS.

NVE TO COIL PRIMARY CABLE IN PULLBOX FOR FUTURE SPLICES, WHERE APPLICABLE.

NVE TO CUT EXISTING CONDUIT AND TERMINATE PRIMARY CABLES ON THE LOAD BREAK MODULE, WHERE APPLICABLE.

100 FEET OUTSIDE RESIDENTIAL DEVELOPMENT MARKER. DCA TO PAY CONDUIT AND RISER COSTS INSIDE OF MARKER. CUSTOMER RESPONSIBLE FOR COSTS OUTSIDE MARKER.

CUSTOMER RESPONSIBILITY | DCA RESPONSIBILITY

EXIST. NEW **CONTRACTOR TO FURNISH AND INSTALL:**

ALL TRENCHING & BACKFILL, MEETING APPLICABLE NVE STANDARD (RT-7, RT-8, OR RT-12).

- 3" PLASTIC CONDUIT, PER NVE U.G. STD. RC-1 AND RC-2.

3" PLASTIC CONDUIT BENDS (90°, 45°) WITH 36" MIN. RADIUS. (IF CONDUIT LENGTH IS UNDER 100')

3" RGS BENDS (90°, 45°) WITH 36" MINIMUM RADIUS, TAPED OR PVC COATED. (IF CONDUIT LENGTH IS OVER 100')

IF THE CUSTOMER CHOOSES TO INSTALL A STREET CROSSING, NVE REQUIRES A 4" CONDUIT PER SECONDARY CABLE, AND A 2" CONDUIT PER 1/0 CABLE.

- 2" DB120 PLASTIC CONDUIT (INCLUDING SWEEPS OR RISERS FOR HANDHOLES, TRANSFORMERS, PULLBOXES, ETC.).

2" SCH.40 PLASTIC CONDUIT BENDS (90°, 45°) WITH 48" MINIMUM RADIUS (IF CONDUIT LENGTH IS UNDER 500').

2" FIBERGLASS CONDUIT BENDS (90°, 45°) WITH 36" MINIMUM RADIUS (IF CONDUIT LENGTH IS OVER 500').

COUPLING FOR 2", 4", OR 6" CONDUITS (AS APPLICABLE).

ALL SERVICE CONDUIT - 2" MINIMUM DB60 PVC GRAY (RISER: RGS REQUIRED) WITH 5/32" POLYPROPYLENE PULL LINE WITH A MIN. BREAKING STRENGTH OF 1250 lbs.

17" X 30" HANDHOLE, PER NVE U.G. STD. RS-1 (WITH 8" COLLAR WHERE APPLICABLE).

2'-6" X 4' X 4' SPLICE PULLBOX PER NVE U.G. STD. RS-80.

3' X 7' X 4' PULLBOX PER NVE U.G. STD. RS-82.

PAD FOR (1) SINGLE PHASE RESIDENTIAL TRANSFORMER, PER NVE U.G. STD. RS-13 AND RS-5.

PAD FOR (2) SINGLE PHASE RESIDENTIAL TRANSFORMERS, PER NVE U.G. STD. RS-14 AND RS-5.

PAD FOR (1) SINGLE PHASE COMMERCIAL TRANSFORMER, PER NVE U.G. STD. RS-19 AND RS-5.

VEHICLE PROTECTIVE BARRIERS PER NVE U.G. STD. RS-6, WHERE APPLICABLE.

CONSTRUCTION/INSPECTION REQUIREMENTS

WORK MUST CONFORM TO NVE ELECTRIC SERVICE STANDARDS, AVAILABLE AT: www.nvenergy.com/business/newconstruction/newconstructionS/serviceStandards.cfm

NVE INSPECTOR MUST BE PRESENT TO INSPECT TRENCHING (SCHEDULE AT LEAST 72 HOURS IN ADVANCE) AT EACH OF THE FOLLOWING STAGES:
1. BOTTOM SAND AND CONDUIT INSTALLED
2. TOP SAND INSTALLED
3. BACKFILL INSTALLED

CONDUIT MUST BE MANDRELLED PRIOR TO RELEASE (COORDINATE WITH INSPECTOR).

NVE STAND BY CREW IS REQUIRED WHEN WORKING AT AN ENERGIZED VAULT OR TRANSFORMER. CALL STAND BY NUMBER (SEE TITLE BLOCK) TO SCHEDULE.

NVE ELECTRICAL INSTALLATION WILL NOT BE SCHEDULED UNTIL AFTER THE NVE INSPECTOR HAS COMPLETED THE OFFICIAL RELEASE.

METER(S) WILL NOT BE SET UNTIL ALL OF THE FOLLOWING ARE COMPLETE:
- (INSTRUMENT-RATED ONLY) METERING EQUIPMENT HAS BEEN SUBMITTED TO NVE METERING ENGINEER AND APPROVED. (submittals_southern@nvenergy.com)
- APPLICATION FOR METER SET HAS BEEN SUBMITTED TO NVE'S NEW DEVELOPMENT CENTER. FORM AVAILABLE AT: www.nvenergy.com/brochures_arch/new_construction/meter_set.pdf
- THE LOCAL BUILDING AUTHORITY HAS INSPECTED AND APPROVED THE METERING EQUIPMENT.
- METERING EQUIPMENT IS ACCESSIBLE AND CLEARLY IDENTIFIED WITH PERMANENT MARKINGS. ADDRESSES, SUITE NUMBERS, AND STREET SIGNS ARE POSTED IN PERMANENT LOCATIONS (SEE RPI-G).

TRACK PROJECT STATUS ONLINE WITH NVE'S DEVELOPER DASHBOARD: www.nvenergy.com/business/newconstruction/newconstructionS/developerdashboard.cfm

CLARK COUNTY
PUBLIC WORKS
PERMIT REQUIRED*

DEVELOPER/CONTRACTOR SHALL OBTAIN A COUNTY PERMIT BEFORE ANY EXCAVATION WORK WITHIN CLARK COUNTY RIGHT-OF-WAY

HTE_____ DATE_____

* NVE INSPECTOR WILL VERIFY COUNTY PERMIT FOR WORK DONE WITHIN COUNTY RIGHT-OF-WAY

ENERGIZING AND SETTING OF ELECTRIC METER MAY BE DELAYED IF OFF-SITE RESTORATION IS NOT COMPLETED TO THE SATISFACTION OF CLARK COUNTY INSPECTOR

APPROVED FOR PERMITTING

THIS APPROVAL IS FOR WORK IN CC R/W & EASEMENT ONLY. OBTAINING PERMISSIONS OR EASEMENTS FOR WORK SHOWN ON PRIVATE PROPERTY IS THE RESPONSIBILITY OF THE UTILITY.

	YES	NO
NIGHT WORK:	☐	☐

ENCROACHMENT PERMIT # _____

APPROVAL BY: _____ DATE

STRAW WATTLES TO BE PLACED DOWNSTREAM OF THE WATER FLOW AT GUTTER LINE OF EXCAVATION SITE AND IN A MANNER THAT IS COMPLIANT WITH CLARK COUNTY CODE.

RTC NOTES:
BACKFILL AND RIGHT OF WAY RESTORATION SHALL CONFORM TO CLARK COUNTY UNIFORM STANDARD DRAWINGS

1	500.1	0 TO 5 YEARS PAVEMENT RESTORATION LONGITUDINAL CUT
2	500.2	0 TO 5 YEARS PAVEMENT RESTORATION TRANSVERSE CUT
3	500.3	OVER 5 YEARS PAVEMENT RESTORATION LONGITUDINAL CUT. GREATER THAN 60' R.O.W
4	500.4	OVER 5 YRS PAVEMENT RESTORATION LONGITUDINAL CUT. 60' R.O.W OR LESS
5	500.5	OVER 5 YRS PAVEMENT RESTORATION TRANSVERSE ALL R.O.W WIDTHS
6	501	TYPICAL UNDERGROUND UTILITY LOCATIONS IN RESIDENTIAL STREETS 60' OR LESS R.O.W.
7	501.1	TYPICAL UTILITY UNDERGROUND LOCATIONS IN STREETS WITH GREATER THAN 60' R.O.W.
8	503	METHOD B FOR RIGID AND FLEXIBLE PIPE TRENCH BACKFILL - PAVED AREAS
9	503.1	METHOD A FOR FLEXIBLE PIPE TRENCH BACKFILL - PAVED AREAS
10	503.2	METHOD A FOR RIGID PIPE TRENCH BACKFILL - PAVED AREAS
11		BACKFILL IN UNPAVED AREA AS REQUIRED BY LOCAL CODE OR AS APPROVED BY AGENCY.
12	234	SIDEWALK

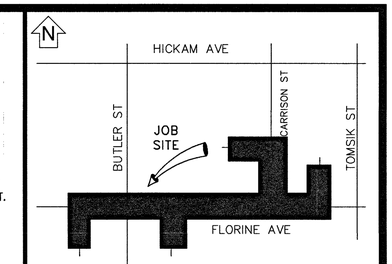

VICINITY MAP
(NOT TO SCALE)

EVERY EFFORT HAS BEEN MADE TO IDENTIFY ALL NVE FACILITIES. THE CUSTOMER SHALL CONFIRM THE EXISTENCE AND LOCATION OF THESE FACILITIES.

AVOID HITTING OVERHEAD POWER LINES. IT'S COSTLY.

CALL 1-702-402-2929

Call before you Dig
Avoid cutting underground utility lines. It's costly.
CALL 811
OR
1-800-227-2600
AND CLARK COUNTY TRAFFIC OPERATIONS
1-702-455-6000

REVISIONS

NO.	DESCRIPTION	DATE	G.A.

MAINTENANCE

EXHIBIT 'A'

NVEnergy INFORMATION:
COORDINATOR: RON BILODEAU
PHONE: 702-402-6775
DESIGNER: DAVE SCHMITT D.F. --
DCA: N/A
INSPECTOR: 402-3008
STAND BY: 402-4114,402-4117,402-4118,402-4450
DISTRICT: LAS VEGAS NORTH
JPA INFORMATION:
JPA ADMIN PHONE: _____ JPA#: _____
CUSTOMER INFORMATION:
APPLICANT: NVE
ENGINEER: N/A
CONTACT: _____
APPROVAL DATE: _____
GOVERNMENT INFORMATION:
AGENCY: _____
APPROVAL DATE: _____

FOR EACH SERVICE POINT (POINT OF DELIVERY), ENERGY FOR EACH TENANT SPACE WILL BE MEASURED THROUGH ONE WATTHOUR METER. ENERGY FOR ALL NON-TENANT SPACE WILL BE MEASURED THROUGH ONE WATTHOUR METER. CONTACT NVE METER OPERATIONS FOR MULTIPLE RATE CLASS INSTALLATIONS.

NVEnergy

PRI RET -LA MADRE
7913 PAINTED SUNSET DR

PROJ. ID: 3002061346	SCALE: 1" = 30'
SHEET # 22 OF 25	DATE: 05/15/2018

am29752
1/5/2019 2:48 PM

Sharing of this drawing and the information contained herein shall be only to individuals/parties who have entered into an agreement with Applicant for the completion of work associated with this specific project. Use for purposes other than this specific project requires the written consent of NV Energy.

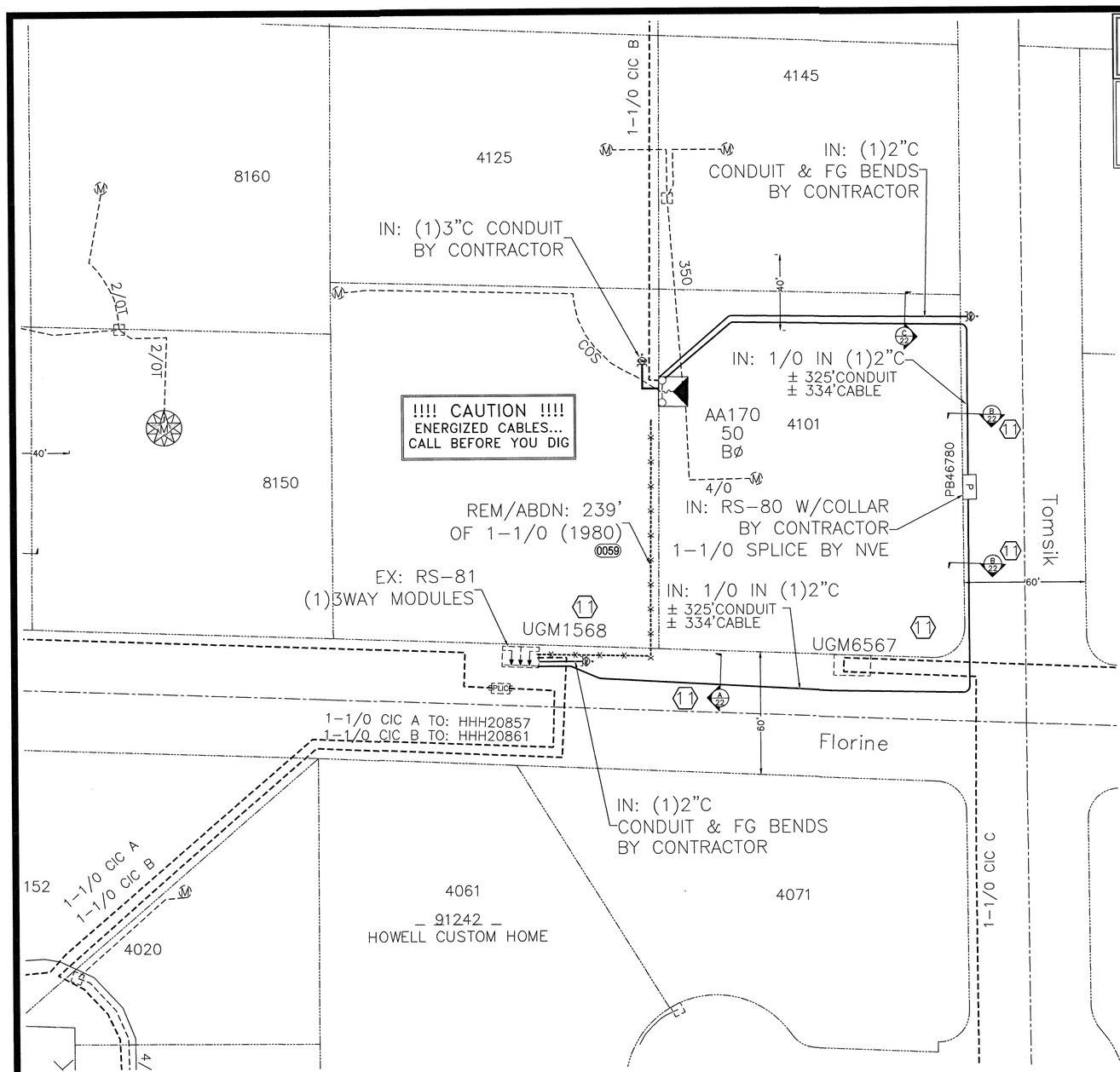

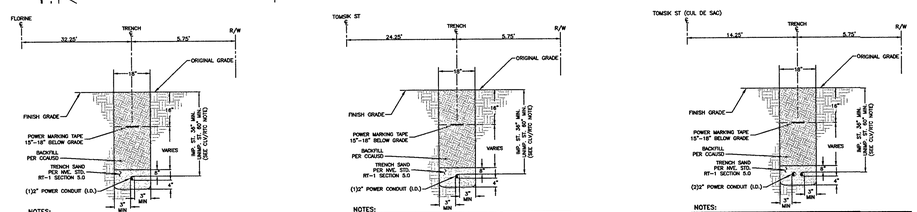

NOTES:

REGIONAL TRANSPORTATION COMMISSION, CITY of HENDERSON, CITY of NORTH LAS VEGAS AND UNINCORPORATED CLARK COUNTY REQUIREMENTS (SECTION 600, 605.1 & 605.3):
METHOD A/B FOR FLEXIBLE/RIGID PIPE TRENCH BACKFILL-PAVED AREAS
1. NO STONES OR LUMPS GREATER THAN 3" PERMITTED IN TRENCH 2' OR LESS IN WIDTH.
2. TRENCH WIDTH, BEDDING, SURSHADE AND PIPE ZONE REQUIREMENTS FOR UTILITY INSTALLATIONS SHALL CONFORM TO THE RESPECTIVE ENTITY REQUIREMENTS.
3. CRUSHED ROCK MAY BE USED FOR PIPE BEDDING ONLY IF MATERIAL USE HAS BEEN SPECIFICALLY APPROVED BY THE GOVERNING AGENCY.
SEE STANDARD DRAWING NO. 605 FOR PIPE BEDDING METHODS.
4. LAS VEGAS VALLEY WATER DISTRICT REQUIRES PIPE BEDDING AND BACKFILL WITHIN THE PIPE ZONE TO BE OF THE SAME MATERIAL.
FOR JURISDICTION:
FOR ALL AREAS EXCEPT MASONRY PIPE ZONE, THE TRENCH, BACKFILL AND AC REPLACEMENT SHALL BE PER COA/GO.
NVE REQUIREMENTS:
FOR ALL OTHER JURISDICTIONS REFER TO NVE STANDARDS.
BACKFILL REQUIREMENTS NVE, STD. RT-1.
TRENCH DEPTH REQUIREMENTS NVE, STD. RT-5.

TRENCH DETAIL
1-2" CONDUIT
SECTION " A "

TRENCH DETAIL
1-2" CONDUIT
SECTION " B "

TRENCH DETAIL
2-2" CONDUITS
SECTION " C "

PURPOSE OF PROJECT
PRIMARY RETRENCH BETWEEN
AA170 & UGM1568

MAINTENANCE PROJECTS REQUIRE THE USE OF SCHEDULE 40 FOR ALL 2", 3", & 4" CONDUIT. D.B. 60 IS REQUIRED FOR ALL 6"CONDUIT. IF COILABLE CONDUIT IS USED, IT MUST BE H.D.P.E. WITHOUT RE-GROUND MATERIALS.

NOTE: PRIOR TO THE START OF TRENCHING CALL ALI MOHAMED AT 702-912-9409 OR RICK BEAN AT 702-378-1377 TO ARRANGE A FIELD MEETING.

N

T,R,S: 2060-04
APN: 13804403016

RETRENCH

EXIST. NEW **NVE WORK AND SERVICES TO CONSIST OF:**

- 1/0 TRIPLEX, 15 KV AL PRIMARY CABLE IN 4" PLASTIC CONDUIT.
- 1/0, 15 KV AL PRIMARY CABLE IN 2" PLASTIC CONDUIT.
- INSTALL NEW CABLE IN EXISTING VACANT CONDUIT.
- EX.500 500 — 500 MCM TRIPLEX SECONDARY CABLE IN 4" PLASTIC CONDUIT (CONDUIT BY CONTRACTOR).
- EX.350 350 — 350 MCM TRIPLEX SECONDARY CABLE, CABLE IN CONDUIT.
- EX.4/0 4/0 — 4/0 AWG TRIPLEX SECONDARY CABLE, CABLE IN CONDUIT.
- EX.2/0 2/0 — 2/0 AWG TRIPLEX SECONDARY CABLE, CABLE IN CONDUIT.
- CONDUIT LOCATING DEVICE 18" ABOVE STUBOUT.
- SINGLE PHASE PRIMARY POLE RISER PER NVE U.G. STD. OEP-105.
- THREE PHASE PRIMARY POLE RISER PER NVE U.G. STD. OEP-106.
- SECONDARY RISER PER NVE U.G. STD. SSP-2.
- SINGLE PHASE RESIDENTIAL PADMOUNTED TRANSFORMER WITH SIZE AS NOTED, 7200-120/240V, PER NVE U.G. STD. UT-113.
- (2) SINGLE PHASE RESIDENTIAL COMMERCIAL TRANSFORMERS WITH SIZE AS NOTED, 7200-120/240V, CONNECT OPEN WYE-OPEN DELTA FOR THREE PHASE 120-240V SERVICE, PER NVE U.G. STD. UT-115, WHERE APPLICABLE.
- TERMINATION OF ALL MODULES, MAKES, SPLICES AND FINAL CONNECTIONS.
- NVE TO PROVIDE 6" TO (3)2" REDUCERS.
- NVE TO PROVIDE 4" TO (1)2" REDUCERS.
- NVE TO COIL PRIMARY CABLE IN PULLBOX FOR FUTURE SPLICES, WHERE APPLICABLE.
- NVE TO CUT EXISTING CONDUIT AND TERMINATE PRIMARY CABLES ON THE LOAD BREAK MODULE, WHERE APPLICABLE.
- 100 FEET OUTSIDE RESIDENTIAL DEVELOPMENT MARKER. DCA TO PAY CONDUIT AND RISER COSTS INSIDE OF MARKER. CUSTOMER RESPONSIBLE FOR COSTS OUTSIDE MARKER.

CUSTOMER RESPONSIBILITY [DCA RESPONSIBILITY

EXIST. NEW **CONTRACTOR TO FURNISH AND INSTALL:**

- ALL TRENCHING & BACKFILL, MEETING APPLICABLE NVE STANDARD (RT-7, RT-8, OR RT-12).
- 3" PLASTIC CONDUIT, PER NVE U.G. STD. RC-1 AND RC-2.
- 3" PLASTIC CONDUIT BENDS (90°, 45°) WITH 36" MIN. RADIUS. (IF CONDUIT LENGTH IS UNDER 100')
- 3" RGS BENDS (90°, 45°) WITH 36" MINIMUM RADIUS, TAPED OR PVC COATED. (IF CONDUIT LENGTH IS OVER 100')
- IF THE CUSTOMER CHOOSES TO INSTALL A STREET CROSSING, NVE REQUIRES A 4" CONDUIT PER SECONDARY CABLE, AND A 2" CONDUIT PER 1/0 CABLE.
- 2" DB120 PLASTIC CONDUIT (INCLUDING SWEEPS OR RISERS FOR HANDHOLES, TRANSFORMERS, PULLBOXES, ETC.).
- 2" SCH.40 PLASTIC CONDUIT BENDS (90°, 45°) WITH 48" MINIMUM RADIUS (IF CONDUIT LENGTH IS UNDER 500').
- 2" FIBERGLASS CONDUIT BENDS (90°, 45°) WITH 36" MINIMUM RADIUS (IF CONDUIT LENGTH IS OVER 500').
- COUPLING FOR 2", 4", OR 6" CONDUITS (AS APPLICABLE).
- ALL SERVICE CONDUIT - 2" MINIMUM DB60 PVC GRAY (RISER: RGS REQUIRED) WITH 5/32" POLYPROPYLENE PULL LINE WITH A MIN. BREAKING STRENGTH OF 1250 lbs.
- 17" X 30" HANDHOLE, PER NVE U.G. STD. RS-1 (WITH 8" COLLAR WHERE APPLICABLE).
- 2'-6" X 4' X 4' SPLICE PULLBOX PER NVE U.G. STD. RS-80.
- 3' X 7' X 4' PULLBOX PER NVE U.G. STD. RS-82.
- PAD FOR (1) SINGLE PHASE RESIDENTIAL TRANSFORMER, PER NVE U.G. STD. RS-13 AND RS-5.
- PAD FOR (2) SINGLE PHASE RESIDENTIAL TRANSFORMERS, PER NVE U.G. STD. RS-14 AND RS-5.
- PAD FOR (1) SINGLE PHASE COMMERCIAL TRANSFORMER, PER NVE U.G. STD. RS-19 AND RS-5.
- VEHICLE PROTECTIVE BARRIERS PER NVE U.G. STD. RS-6, WHERE APPLICABLE.

CONSTRUCTION/INSPECTION REQUIREMENTS
WORK MUST CONFORM TO NVE ELECTRIC SERVICE STANDARDS, AVAILABLE AT:
www.nvenergy.com/business/newconstruction/newconstruction5/servicestandards.cfm

NVE INSPECTOR MUST BE PRESENT TO INSPECT TRENCHING (SCHEDULE AT LEAST 72 HOURS IN ADVANCE) AT EACH OF THE FOLLOWING STAGES:
1. BOTTOM SAND AND CONDUIT INSTALLED
2. TOP SAND INSTALLED
3. BACKFILL INSTALLED

CONDUIT MUST BE MANDRELLED PRIOR TO RELEASE (COORDINATE WITH INSPECTOR).

NVE STAND BY CREW IS REQUIRED WHEN WORKING AT AN ENERGIZED VAULT OR TRANSFORMER. CALL STAND BY NUMBER (SEE TITLE BLOCK) TO SCHEDULE.

NVE ELECTRICAL INSTALLATION WILL NOT BE SCHEDULED UNTIL AFTER THE NVE INSPECTOR HAS COMPLETED THE OFFICIAL RELEASE.

METER(S) WILL NOT BE SET UNTIL ALL OF THE FOLLOWING ARE COMPLETE:
- (INSTRUMENT-RATED ONLY) METERING EQUIPMENT HAS BEEN SUBMITTED TO NVE METERING ENGINEER AND APPROVED. (submittals_eastbern@nvenergy.com)
- APPLICATION FOR METER SET HAS BEEN SUBMITTED TO NVE'S NEW DEVELOPMENT CENTER. FORM AVAILABLE AT:
www.nvenergy.com/brochures_orch/new_construction/meter_set.pdf
- THE LOCAL BUILDING AUTHORITY HAS INSPECTED AND APPROVED THE METERING EQUIPMENT.
- METERING EQUIPMENT IS ACCESSIBLE AND CLEARLY IDENTIFIED WITH PERMANENT MARKINGS. ADDRESSES, SUITE NUMBERS, AND STREET SIGNS ARE POSTED IN PERMANENT LOCATIONS (SEE RPI-6).

TRACK PROJECT STATUS ONLINE WITH NVE'S DEVELOPER DASHBOARD:
www.nvenergy.com/business/newconstruction/newconstruction5/developerdashboard.cfm

CLARK COUNTY
PUBLIC WORKS
PERMIT REQUIRED*

DEVELOPER/CONTRACTOR SHALL OBTAIN A COUNTY PERMIT BEFORE ANY EXCAVATION WORK WITHIN CLARK COUNTY RIGHT-OF-WAY

HTE_____ DATE_____

* NVE INSPECTOR WILL VERIFY COUNTY PERMIT FOR WORK DONE WITHIN COUNTY RIGHT-OF-WAY

ENERGIZING AND SETTING OF ELECTRIC METER MAY BE DELAYED IF OFF-SITE RESTORATION IS NOT COMPLETED TO THE SATISFACTION OF CLARK COUNTY INSPECTOR

APPROVED FOR PERMITTING
THIS APPROVAL IS FOR WORK IN CC R/W & EASEMENT ONLY. OBTAINING PERMISSIONS OR EASEMENTS FOR WORK SHOWN ON PRIVATE PROPERTY IS THE RESPONSIBILITY OF THE UTILITY.

	YES	NO
NIGHT WORK:	☐	☐

ENCROACHMENT PERMIT #_____

APPROVAL BY: _____ DATE

STRAW WATTLES TO BE PLACED DOWNSTREAM OF THE WATER FLOW AT GUTTER LINE OF EXCAVATION SITE AND IN A MANNER THAT IS COMPLIANT WITH CLARK COUNTY CODE.

RTC NOTES:
BACKFILL AND RIGHT OF WAY RESTORATION SHALL CONFORM TO CLARK COUNTY UNIFORM STANDARD DRAWINGS

1	500.1	0 TO 5 YEARS PAVEMENT RESTORATION LONGITUDINAL CUT
2	500.2	0 TO 5 YEARS PAVEMENT RESTORATION TRANSVERSE CUT
3	500.3	OVER 5 YEARS PAVEMENT RESTORATION LONGITUDINAL CUT. GREATER THAN 60' R.O.W
4	500.4	OVER 5 YRS PAVEMENT RESTORATION LONGITUDINAL CUT. 60' R.O.W OR LESS
5	500.5	OVER 5 YRS PAVEMENT RESTORATION TRANSVERSE ALL R.O.W WIDTHS
6	501	TYPICAL UNDERGROUND UTILITY LOCATIONS IN RESIDENTIAL STREETS 60' OR LESS R.O.W.
7	501.1	TYPICAL UTILITY UNDERGROUND LOCATIONS IN STREETS WITH GREATER THAN 60' R.O.W.
8	503	METHOD B FOR RIGID AND FLEXIBLE PIPE TRENCH BACKFILL - PAVED AREAS
9	503.1	METHOD A FOR FLEXIBLE PIPE TRENCH BACKFILL - PAVED AREAS
10	503.2	METHOD A FOR RIGID PIPE TRENCH BACKFILL - PAVED AREAS
11	9	BACKFILL IN UNPAVED AREA AS REQUIRED BY LOCAL CODE OR AS APPROVED BY AGENCY.
12	234	SIDEWALK

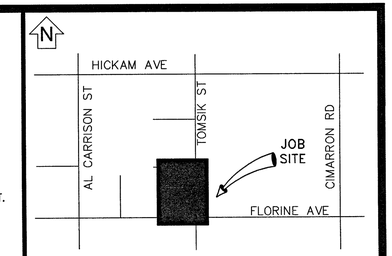

VICINITY MAP
(NOT TO SCALE)

EVERY EFFORT HAS BEEN MADE TO IDENTIFY ALL NVE FACILITIES. THE CUSTOMER SHALL CONFIRM THE EXISTENCE AND LOCATION OF THESE FACILITIES.

AVOID HITTING OVERHEAD POWER LINES. IT'S COSTLY.
CALL BEFORE YOU DO OVERHEAD
CALL 1-702-402-2929

Call before you Dig
Avoid cutting underground utility lines. It's costly.
CALL 811
OR
1-800-227-2600
AND CLARK COUNTY TRAFFIC OPERATIONS
1-702-455-6000

REVISIONS

NO.	DESCRIPTION	DATE	G.A.

MAINTENANCE

EXHIBIT 'A'

NVEnergy INFORMATION:
COORDINATOR: RON BILODEAU
PHONE: 702-402-6775
DESIGNER: DAVE SCHMITT D.F. --
DCA: N/A
INSPECTOR: 402-3008
STAND BY: 402-4114,402-4117,402-4118,402-4450
DISTRICT: LAS VEGAS NORTH

JPA INFORMATION:
JPA ADMIN PHONE: _____ JPA#: _____

CUSTOMER INFORMATION:
APPLICANT: NVE
ENGINEER: N/A
CONTACT:
APPROVAL DATE:

GOVERNMENT INFORMATION:
AGENCY:
APPROVAL DATE:

FOR EACH SERVICE POINT (POINT OF DELIVERY), ENERGY FOR EACH TENANT SPACE WILL BE MEASURED THROUGH ONE WATTHOUR METER. ENERGY FOR ALL NON-TENANT SPACE WILL BE MEASURED THROUGH ONE WATTHOUR METER. CONTACT NVE METER OPERATIONS FOR MULTIPLE RATE CLASS INSTALLATIONS.

NVEnergy

PRI RET -LA MADRE
7913 PAINTED SUNSET DR
TOMSIK ST

PROJ. ID: 3002061346	SCALE: 1" = 30'
SHEET # 23 OF 25	DATE: 05/15/2018

1/5/2019 2:48 PM
am29752

Sharing of this drawing and the information contained herein shall be only to individuals/parties who have entered into an agreement with Applicant for the completion of work associated with this specific project. Use for purposes other than this specific project requires the written consent of NV Energy.

PAR CC

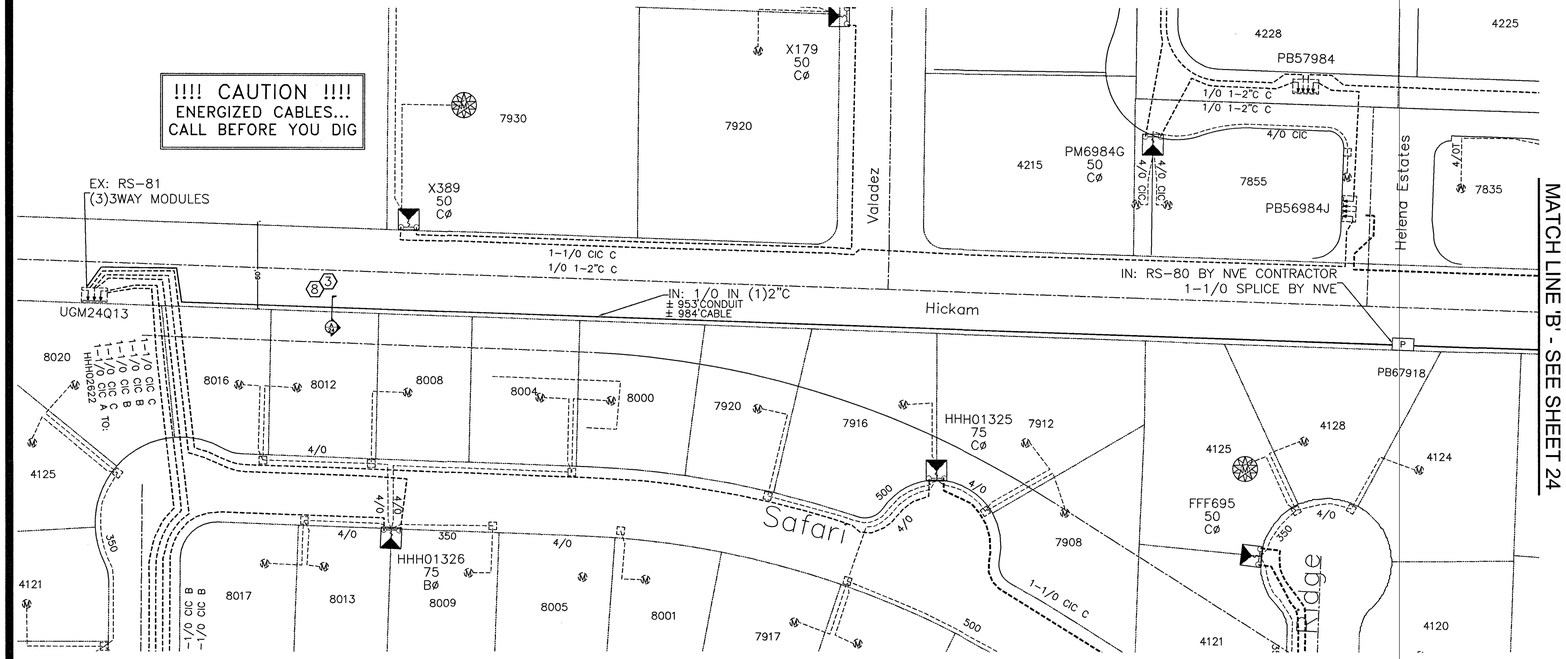

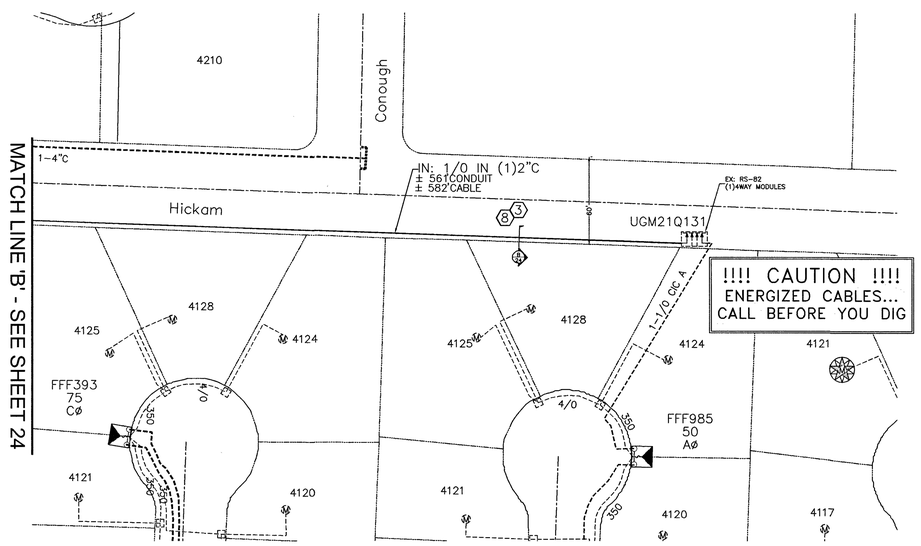

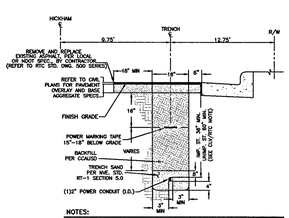

TRENCH DETAIL
1-2" CONDUIT
SECTION " A "

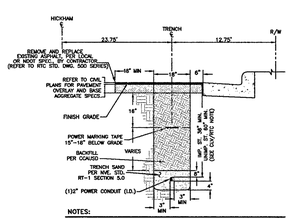

TRENCH DETAIL
1-2" CONDUIT
SECTION " B "

CLARK COUNTY
PUBLIC WORKS
PERMIT REQUIRED*

DEVELOPER/CONTRACTOR SHALL OBTAIN A COUNTY PERMIT BEFORE ANY EXCAVATION WORK WITHIN CLARK COUNTY RIGHT-OF-WAY

HTE_____ DATE_____

* NVE INSPECTOR WILL VERIFY COUNTY PERMIT FOR WORK DONE WITHIN COUNTY RIGHT-OF-WAY

ENERGIZING AND SETTING OF ELECTRIC METER MAY BE DELAYED IF OFF-SITE RESTORATION IS NOT COMPLETED TO THE SATISFACTION OF CLARK COUNTY INSPECTOR

APPROVED FOR PERMITTING

THIS APPROVAL IS FOR WORK IN CC R/W & EASEMENT ONLY. OBTAINING PERMISSIONS OR EASEMENTS FOR WORK SHOWN ON PRIVATE PROPERTY IS THE RESPONSIBILITY OF THE UTILITY.

	YES	NO
NIGHT WORK:	☐	☐

ENCROACHMENT PERMIT # _____

APPROVAL BY: _____ DATE

RTC NOTES:

BACKFILL AND RIGHT OF WAY RESTORATION SHALL CONFORM TO CLARK COUNTY UNIFORM STANDARD DRAWINGS

(1) 500.1	0 TO 5 YEARS PAVEMENT RESTORATION LONGITUDINAL CUT
(2) 500.2	0 TO 5 YEARS PAVEMENT RESTORATION TRANSVERSE CUT
(3) 500.3	OVER 5 YEARS PAVEMENT RESTORATION LONGITUDINAL CUT. GREATER THAN 60' R.O.W
(4) 500.4	OVER 5 YRS PAVEMENT RESTORATION LONGITUDINAL CUT. 60' R.O.W OR LESS
(5) 500.5	OVER 5 YRS PAVEMENT RESTORATION TRANSVERSE ALL R.O.W WIDTHS
(6) 501	TYPICAL UNDERGROUND UTILITY LOCATIONS IN RESIDENTIAL STREETS 60' OR LESS R.O.W.
(7) 501.1	TYPICAL UTILITY UNDERGROUND LOCATIONS IN STREETS WITH GREATER THAN 60' R.O.W.
(8) 503	METHOD B FOR RIGID AND FLEXIBLE PIPE TRENCH BACKFILL – PAVED AREAS
(9) 503.1	METHOD A FOR FLEXIBLE PIPE TRENCH BACKFILL – PAVED AREAS
(10) 503.2	METHOD A FOR RIGID PIPE TRENCH BACKFILL – PAVED AREAS
(11)	BACKFILL IN UNPAVED AREA AS REQUIRED BY LOCAL CODE OR AS APPROVED BY AGENCY.
(12) 234	SIDEWALK

T,R,S: 2060-04
APN: 13804814007

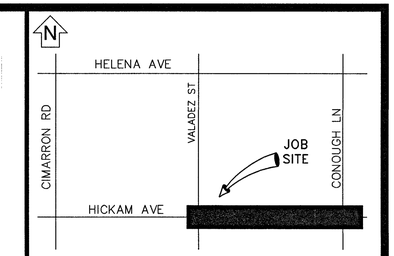

VICINITY MAP

(NOT TO SCALE)

EVERY EFFORT HAS BEEN MADE TO IDENTIFY ALL NVE FACILITIES. THE CUSTOMER SHALL CONFIRM THE EXISTENCE AND LOCATION OF THESE FACILITIES.

AVOID HITTING OVERHEAD POWER LINES. IT'S COSTLY.



CALL 1-702-402-2929

Call before you Dig
Avoid cutting underground utility lines. It's costly.
CALL 811
OR
1-800-227-2600
AND CLARK COUNTY TRAFFIC OPERATIONS
1-702-455-6000

REVISIONS

NO.	DESCRIPTION	DATE	G.A.
△			
△			
△			
△			
△			
△			
△			
△			
△			
△			

MAINTENANCE

EXHIBIT 'A'

NVEnergy INFORMATION:
COORDINATOR: RON BILODEAU
PHONE: 702-402-6775
DESIGNER: DAVE SCHMITT D.F. --
DCA: N/A
INSPECTOR: 402-3008
STAND BY: 402-4114,402-4117,402-4118,402-4450
DISTRICT: LAS VEGAS NORTH

JPA INFORMATION:
JPA ADMIN PHONE: _____ JPA#: _____

CUSTOMER INFORMATION:
APPLICANT: NVE
ENGINEER: N/A
CONTACT: _____
APPROVAL DATE: _____

GOVERNMENT INFORMATION:
AGENCY: _____
APPROVAL DATE: _____

FOR EACH SERVICE POINT (POINT OF DELIVERY), ENERGY FOR EACH TENANT SPACE WILL BE MEASURED THROUGH ONE WATTHOUR METER. ENERGY FOR ALL NON-TENANT SPACE WILL BE MEASURED THROUGH ONE WATTHOUR METER. CONTACT NVE METER OPERATIONS FOR MULTIPLE RATE CLASS INSTALLATIONS.

NVEnergy

PRI RET -LA MADRE
7913 PAINTED SUNSET DR
HICKAM AVE

PROJ. ID: 3002061346	SCALE: 1" = 30'
SHEET # 24 OF 25	DATE: 05/15/2018

1/5/2019 2:48 PM
cm29752

Sharing of this drawing and the information contained herein shall be only to individuals/parties who have entered into an agreement with Applicant for the completion of work associated with this specific project. Use for purposes other than this specific project requires the written consent of NV Energy.

CLV

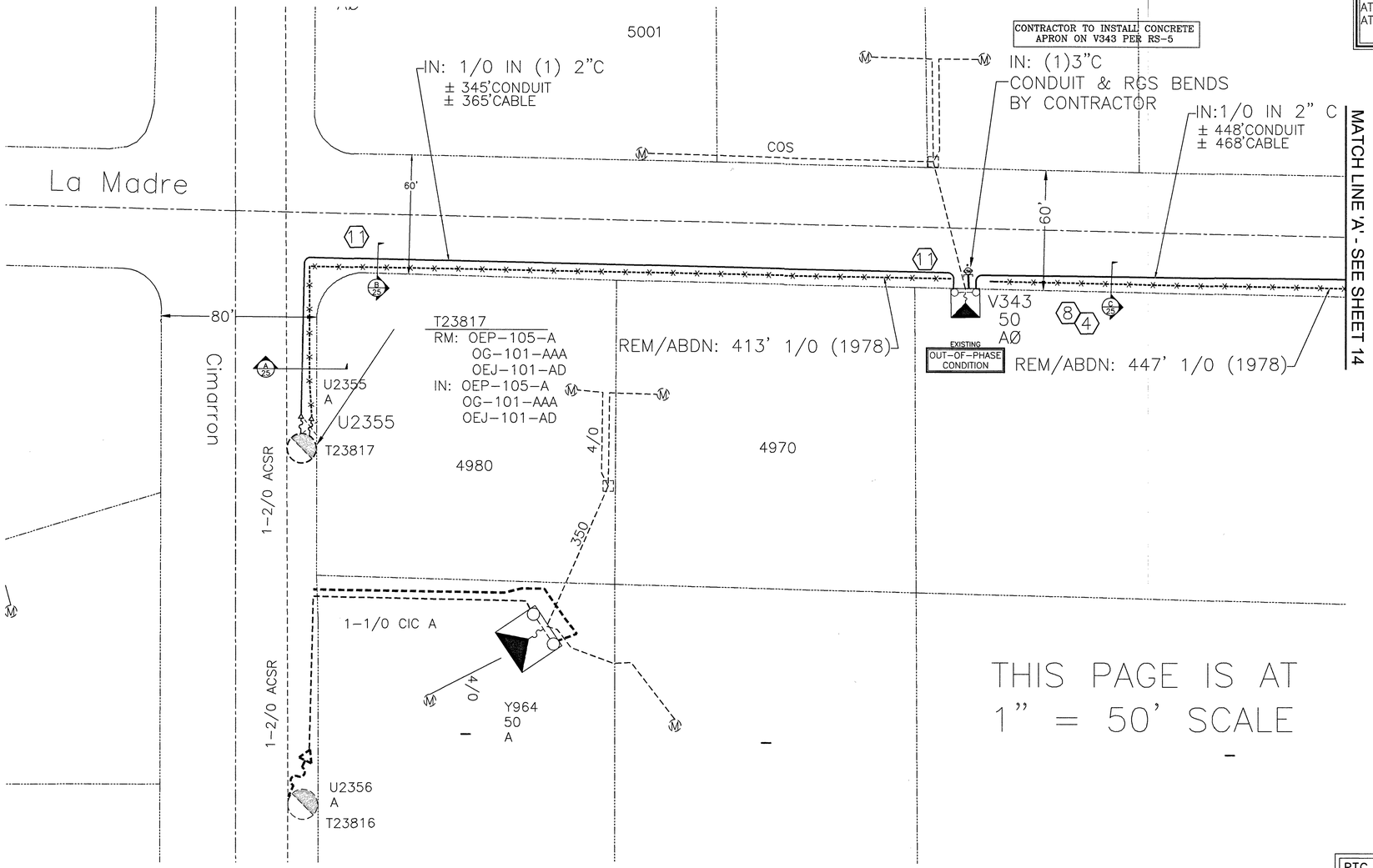

THIS PAGE IS AT
1" = 50' SCALE

NOTE: PRIOR TO THE START OF TRENCHING CALL ALI MOHAMED AT 702-912-9409 OR RICK BEAN AT 702-378-1377 TO ARRANGE A FIELD MEETING.

N

T,R,S: 2060-04
APN: 12533801001

PURPOSE OF PROJECT
PRIMARY RETRENCH BETWEEN
T28317 & V343 & UGM5Q116

MAINTENANCE PROJECTS REQUIRE THE USE OF SCHEDULE 40 FOR ALL 2", 3", & 4" CONDUIT. D.B. 60 IS REQUIRED FOR ALL 6"CONDUIT. IF COILABLE CONDUIT IS USED, IT MUST BE H.D.P.E. WITHOUT RE-GROUND MATERIALS.

CONSTRUCTION/INSPECTION REQUIREMENTS

WORK MUST CONFORM TO NVE ELECTRIC SERVICE STANDARDS, AVAILABLE AT: www.nvenergy.com/business/newconstruction/newconstructionS/servicestandards.cfm

NVE INSPECTOR MUST BE PRESENT TO INSPECT TRENCHING (SCHEDULE AT LEAST 72 HOURS IN ADVANCE) AT EACH OF THE FOLLOWING STAGES:
1. BOTTOM SAND AND CONDUIT INSTALLED
2. TOP SAND INSTALLED
3. BACKFILL INSTALLED

CONDUIT MUST BE MANDRELLED PRIOR TO RELEASE (COORDINATE WITH INSPECTOR).

NVE STAND BY CREW IS REQUIRED WHEN WORKING AT AN ENERGIZED VAULT OR TRANSFORMER. CALL STAND BY NUMBER (SEE TITLE BLOCK) TO SCHEDULE.

NVE ELECTRICAL INSTALLATION WILL NOT BE SCHEDULED UNTIL AFTER THE NVE INSPECTOR HAS COMPLETED THE OFFICIAL RELEASE.

METER(S) WILL NOT BE SET UNTIL ALL OF THE FOLLOWING ARE COMPLETE:
- [INSTRUMENT-RATED ONLY] METERING EQUIPMENT HAS BEEN SUBMITTED TO NVE METERING ENGINEER AND APPROVED. (submittals_southern@nvenergy.com)
- APPLICATION FOR METER SET HAS BEEN SUBMITTED TO NVE'S NEW DEVELOPMENT CENTER. FORM AVAILABLE AT: www.nvenergy.com/brochures_arch/new_construction/meter_set.pdf
- THE LOCAL BUILDING AUTHORITY HAS INSPECTED AND APPROVED THE METERING EQUIPMENT.
- METERING EQUIPMENT IS ACCESSIBLE AND CLEARLY IDENTIFIED WITH PERMANENT MARKINGS. ADDRESSES, SUITE NUMBERS, AND STREET SIGNS ARE POSTED IN PERMANENT LOCATIONS (SEE RPI-G).

TRACK PROJECT STATUS ONLINE WITH NVE'S DEVELOPER DASHBOARD: www.nvenergy.com/business/newconstruction/newconstructionS/developerdashboard.cfm

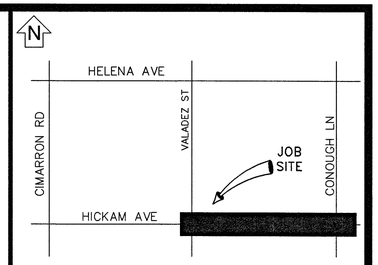

VICINITY MAP
(NOT TO SCALE)

EVERY EFFORT HAS BEEN MADE TO IDENTIFY ALL NVE FACILITIES. THE CUSTOMER SHALL CONFIRM THE EXISTENCE AND LOCATION OF THESE FACILITIES.

AVOID HITTING OVERHEAD POWER LINES. IT'S COSTLY.
CALL BEFORE YOU DO OVERHEAD
CALL 1-702-402-2929

Call before you Dig
Avoid cutting underground utility lines. It's costly.
CALL 811
OR
1-800-227-2600
AND CLARK COUNTY TRAFFIC OPERATIONS
1-702-455-6000

REVISIONS

NO.	DESCRIPTION	DATE	G.A.

MAINTENANCE

RTC NOTES:
BACKFILL AND RIGHT OF WAY RESTORATION SHALL CONFORM TO CLARK COUNTY UNIFORM STANDARD DRAWINGS

1	500.1	0 TO 5 YEARS PAVEMENT RESTORATION LONGITUDINAL CUT
2	500.2	0 TO 5 YEARS PAVEMENT RESTORATION TRANSVERSE CUT
3	500.3	OVER 5 YEARS PAVEMENT RESTORATION LONGITUDINAL CUT. GREATER THAN 60' R.O.W
4	500.4	OVER 5 YRS PAVEMENT RESTORATION LONGITUDINAL CUT. 60' R.O.W OR LESS
5	500.5	OVER 5 YRS PAVEMENT RESTORATION TRANSVERSE ALL R.O.W WIDTHS
6	501	TYPICAL UNDERGROUND UTILITY LOCATIONS IN RESIDENTIAL STREETS 60' OR LESS R.O.W.
7	501.1	TYPICAL UTILITY UNDERGROUND LOCATIONS IN STREETS WITH GREATER THAN 60' R.O.W.
8	503	METHOD B FOR RIGID AND FLEXIBLE PIPE TRENCH BACKFILL – PAVED AREAS
9	503.1	METHOD A FOR FLEXIBLE PIPE TRENCH BACKFILL – PAVED AREAS
10	503.2	METHOD A FOR RIGID PIPE TRENCH BACKFILL – PAVED AREAS
11		BACKFILL IN UNPAVED AREA AS REQUIRED BY LOCAL CODE OR AS APPROVED BY AGENCY.
12	234	SIDEWALK

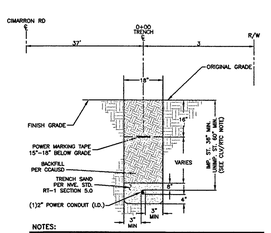

NOTES:
CLV REQUIREMENTS (APPLICABLE WITHIN CITY OF LAS VEGAS LIMITS ONLY):
IMPROVED AREA (IMP. ST.): (LOCATION OF TRENCH)
AREA WILL BE CONSIDERED IMPROVED IF IT MEETS ONE OR MORE OF THE FOLLOWING CRITERIA(S).
- EXISTING PERMANENT PAVEMENT WITH CURB & GUTTER AND/OR ADJACENT PERMANENT SIDEWALK.
- WITHIN AN IMPROVED TRAIL AREA.
- LIMITS OF CONSTRUCTION INSTALLED CONCURRENT WITH A PRIVATE OR PUBLIC PROJECT.

UNIMPROVED AREA (UNIMP. ST.): (LOCATION OF TRENCH)
ANY OTHER SCENARIO THAT FAILS TO MEET THE IMPROVED AREA CRITERIA(S) WILL BE CONSIDERED AN UNIMPROVED AREA.

NVE REQUIREMENTS:
FOR ALL OTHER JURISDICTIONS REFER TO NVE STANDARDS.
BACKFILL REQUIREMENTS NVE, STD. RT-1.
TRENCH DEPTH REQUIREMENTS NVE, STD. RT-5.

TRENCH DETAIL
1-2" CONDUIT
SECTION " A "

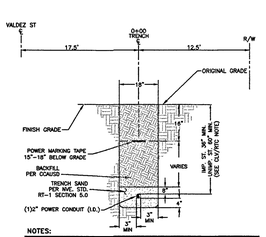

NOTES:
CLV REQUIREMENTS (APPLICABLE WITHIN CITY OF LAS VEGAS LIMITS ONLY):
IMPROVED AREA (IMP. ST.): (LOCATION OF TRENCH)
AREA WILL BE CONSIDERED IMPROVED IF IT MEETS ONE OR MORE OF THE FOLLOWING CRITERIA(S).
- EXISTING PERMANENT PAVEMENT WITH CURB & GUTTER AND/OR ADJACENT PERMANENT SIDEWALK.
- WITHIN AN IMPROVED TRAIL AREA.
- LIMITS OF CONSTRUCTION INSTALLED CONCURRENT WITH A PRIVATE OR PUBLIC PROJECT.

UNIMPROVED AREA (UNIMP. ST.): (LOCATION OF TRENCH)
ANY OTHER SCENARIO THAT FAILS TO MEET THE IMPROVED AREA CRITERIA(S) WILL BE CONSIDERED AN UNIMPROVED AREA.

NVE REQUIREMENTS:
FOR ALL OTHER JURISDICTIONS REFER TO NVE STANDARDS.
BACKFILL REQUIREMENTS NVE, STD. RT-1.
TRENCH DEPTH REQUIREMENTS NVE, STD. RT-5.

TRENCH DETAIL
1-2" CONDUIT
SECTION " B "

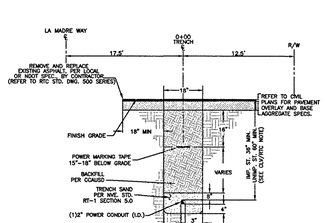

NOTES:
CLV REQUIREMENTS (APPLICABLE WITHIN CITY OF LAS VEGAS LIMITS ONLY):
IMPROVED AREA (IMP. ST.): (LOCATION OF TRENCH)
AREA WILL BE CONSIDERED IMPROVED IF IT MEETS ONE OR MORE OF THE FOLLOWING CRITERIA(S).
- EXISTING PERMANENT PAVEMENT WITH CURB & GUTTER AND/OR ADJACENT PERMANENT SIDEWALK.
- WITHIN AN IMPROVED TRAIL AREA.
- LIMITS OF CONSTRUCTION INSTALLED CONCURRENT WITH A PRIVATE OR PUBLIC PROJECT.

UNIMPROVED AREA (UNIMP. ST.): (LOCATION OF TRENCH)
ANY OTHER SCENARIO THAT FAILS TO MEET THE IMPROVED AREA CRITERIA(S) WILL BE CONSIDERED AN UNIMPROVED AREA.

NVE REQUIREMENTS:
FOR ALL OTHER JURISDICTIONS REFER TO NVE STANDARDS.
BACKFILL REQUIREMENTS NVE, STD. RT-1.
TRENCH DEPTH REQUIREMENTS NVE, STD. RT-5.

TRENCH DETAIL
1-2" CONDUIT
SECTION " C "

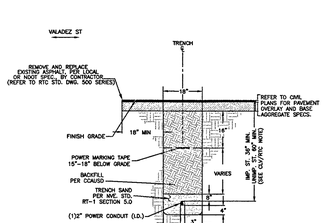

NOTES:
CLV REQUIREMENTS (APPLICABLE WITHIN CITY OF LAS VEGAS LIMITS ONLY):
IMPROVED AREA (IMP. ST.): (LOCATION OF TRENCH)
AREA WILL BE CONSIDERED IMPROVED IF IT MEETS ONE OR MORE OF THE FOLLOWING CRITERIA(S).
- EXISTING PERMANENT PAVEMENT WITH CURB & GUTTER AND/OR ADJACENT PERMANENT SIDEWALK.
- WITHIN AN IMPROVED TRAIL AREA.
- LIMITS OF CONSTRUCTION INSTALLED CONCURRENT WITH A PRIVATE OR PUBLIC PROJECT.

UNIMPROVED AREA (UNIMP. ST.): (LOCATION OF TRENCH)
ANY OTHER SCENARIO THAT FAILS TO MEET THE IMPROVED AREA CRITERIA(S) WILL BE CONSIDERED AN UNIMPROVED AREA.

NVE REQUIREMENTS:
FOR ALL OTHER JURISDICTIONS REFER TO NVE STANDARDS.
BACKFILL REQUIREMENTS NVE, STD. RT-1.
TRENCH DEPTH REQUIREMENTS NVE, STD. RT-5.

TRENCH DETAIL
1-2" CONDUIT
SECTION " D "

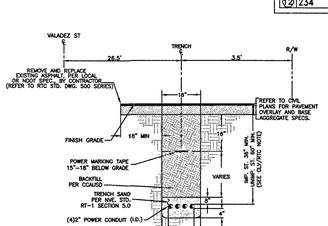

NOTES:
CLV REQUIREMENTS (APPLICABLE WITHIN CITY OF LAS VEGAS LIMITS ONLY):
IMPROVED AREA (IMP. ST.): (LOCATION OF TRENCH)
AREA WILL BE CONSIDERED IMPROVED IF IT MEETS ONE OR MORE OF THE FOLLOWING CRITERIA(S).
- EXISTING PERMANENT PAVEMENT WITH CURB & GUTTER AND/OR ADJACENT PERMANENT SIDEWALK.
- WITHIN AN IMPROVED TRAIL AREA.
- LIMITS OF CONSTRUCTION INSTALLED CONCURRENT WITH A PRIVATE OR PUBLIC PROJECT.

UNIMPROVED AREA (UNIMP. ST.): (LOCATION OF TRENCH)
ANY OTHER SCENARIO THAT FAILS TO MEET THE IMPROVED AREA CRITERIA(S) WILL BE CONSIDERED AN UNIMPROVED AREA.

NVE REQUIREMENTS:
FOR ALL OTHER JURISDICTIONS REFER TO NVE STANDARDS.
BACKFILL REQUIREMENTS NVE, STD. RT-1.
TRENCH DEPTH REQUIREMENTS NVE, STD. RT-5.

TRENCH DETAIL
4-2" CONDUITS
SECTION " E "

CITY OF LAS VEGAS
PERMIT REQUIRED*

CONTACT CLV LAND DEVELOPMENT (229-6371)
CLV CONSTRUCTION SERVICES MUST BE NOTIFIED 24 HOURS PRIOR TO COMMENCING CONSTRUCTION (229-6337)

HANSEN_____ DATE_____

*NVE INSPECTOR MUST BE NOTIFIED BY FAX 48 HOURS PRIOR TO COMMENCING CONSTRUCTION & WILL VERIFY CITY PERMIT FOR WORK DONE IN STREETS OR SIDEWALK.
FAX PERMIT TO
LAS VEGAS NORTH (RYAN CENTER) 402-4354
LAS VEGAS SOUTH (BELTWAY CENTER) 402-6864

NOTE: ALL THE ABOVE GROUND UTILITY APPURTENANCES SHALL CONFORM TO THE REQUIREMENTS OF CLV UNIFIED DEVELOPMENT CODE TITLE 19.06 AND 19.08

APPROVED FOR CONSTRUCTION

THIS APPROVAL IS FOR WORK IN CLV R/W & EASEMENT ONLY. OBTAINING PERMISSIONS OR EASEMENTS FOR WORK SHOWN ON PRIVATE PROPERTY IS THE RESPONSIBILITY OF THE UTILITY.

APPROVAL DATE

EXHIBIT 'A'

NVEnergy INFORMATION:
COORDINATOR: RON BILODEAU
PHONE: 702-402-6775
DESIGNER: DAVE SCHMITT D.F. --
DCA: N/A
INSPECTOR: 402-3008
STAND BY: 402-4114,402-4117,402-4118,402-4450
DISTRICT: LAS VEGAS NORTH
JPA INFORMATION:
JPA ADMIN PHONE: _____ JPA#: _____
CUSTOMER INFORMATION:
APPLICANT: NVE
ENGINEER: N/A
CONTACT: _____
APPROVAL DATE: _____
GOVERNMENT INFORMATION:
AGENCY: _____
APPROVAL DATE: _____

FOR EACH SERVICE POINT (POINT OF DELIVERY), ENERGY FOR EACH TENANT SPACE WILL BE MEASURED THROUGH ONE WATTHOUR METER. ENERGY FOR ALL NON-TENANT SPACE WILL BE MEASURED THROUGH ONE WATTHOUR METER. CONTACT NVE METER OPERATIONS FOR MULTIPLE RATE CLASS INSTALLATIONS.

NVEnergy

PRI RET -LA MADRE
7913 PAINTED SUNSET DR

PROJ. ID: 3002061346	SCALE: 1" = 30'
SHEET # 25 OF 25	DATE: 05/15/2018

1/5/2019 2:48 PM am29752

Sharing of this drawing and the information contained herein shall be only to individuals/parties who have entered into an agreement with Applicant for the completion of work associated with this specific project. Use for purposes other than this specific project requires the written consent of NV Energy.

x cc