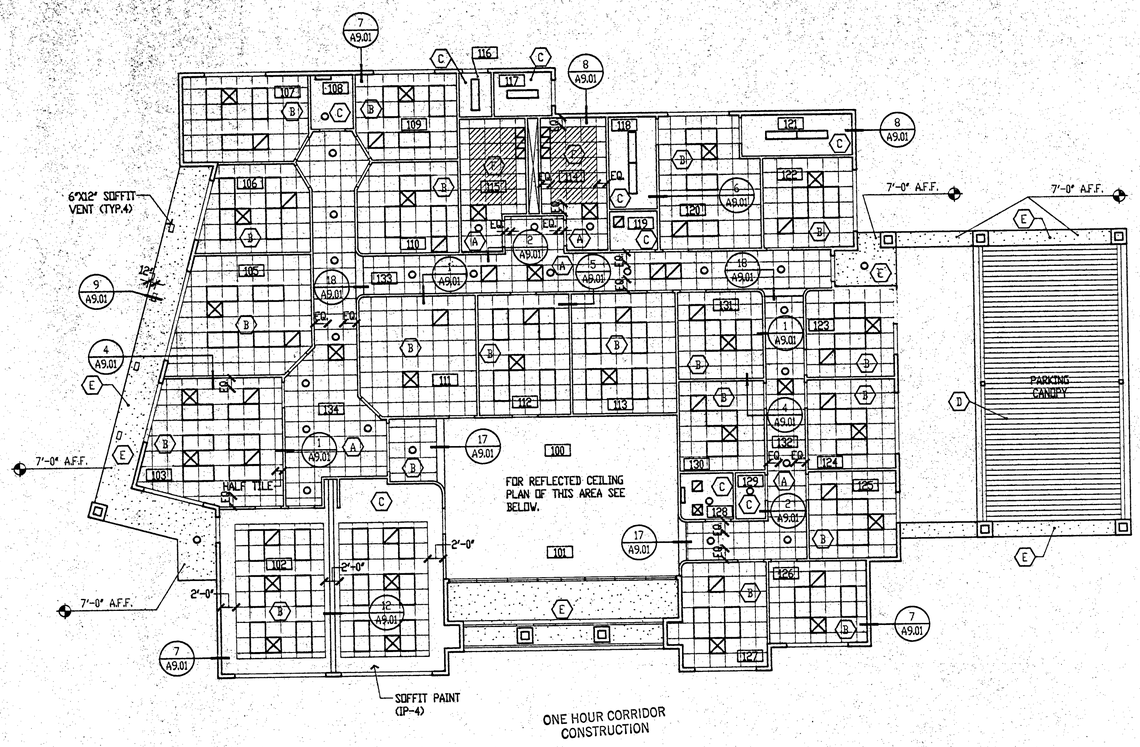

REFLECTED CEILING PLAN

SCALE: 1/8"=1'-0"

NORTH

REFLECTED CEILING PLAN LEGEND

(A) 2' X 2' SUSPENDED ACOUSTIC TILE CEILING SYSTEM ON EXPOSED BLACK GRID (SEE SPECS.) SUSPENDED FROM 1HR. FIRE RATED CEILING SYSTEM. PROVIDE 2X4 CEILING JOIST W/ 5/8" TYPE "X" GYPSUM BOARD EACH SIDE. FIRE TAPE AND SEAL ALL PENETRATIONS. SEE 1/A9.01 FOR CORIDOR CEILING HEIGHTS.

(B) 2' X 2' SUSPENDED ACOUSTICAL TILE CEILING SYSTEM ON EXPOSED BLACK GRID (SEE SPECS.) SUSPENDED FROM TOP CHORD OF JOISTS. CEILING HEIGHT 9'-0" A.F.F. UNLESS NOTED OTHERWISE.

(C) 5/8" TYPE "X" GYPSUM BOARD CEILING ON 2X6 CEILING JOISTS CEILING HEIGHT 9'-0" U.N.O.

(D) EXPOSED METAL DECK. PAINT EP-3

(E) PORTLAND CEMENT PLASTER O/ EXPANDED METAL LATH O/ SHEATHING AS REQUIRED FOR HORIZONTAL APPLICATION.

(F) 2' X 2' SUSPENDED LUMINOUS CEILING (AT HATCHED AREAS) W/ ALP-SW DIFFUSING LENS (.125" THICKNESS)

GENERAL NOTES

1. ALL PENETRATIONS THRU 1HR. FIRE RATED ASSEMBLIES TO BE SEALED W/FIRE RESISTANT JOINT SEALANT (SEE SPECS.)
2. ALL CEILING FINISHES SHALL BE PER ROOM FINISH SCHEDULE (U.N.O.).
3. CENTER ALL CEILING GRID SYSTEMS IN ALL ROOMS, U.N.O.
4. SEE A2.01 FOR FINISH CEILING HEIGHTS.

SYMBOLS LEGEND

- 2X4 LIGHT FIXTURE - (SEE ELECTRICAL DRAWINGS). PROVIDE CENTER BAR TO MATCH 2 X 2 GRID.
- AIR RETURN - (SEE MECHANICAL DRAWINGS).
- AIR DIFFUSER - (SEE MECHANICAL DRAWINGS).
- LUMINUOUS CEILING PANELS IN GRID.
- 100 ROOM NUMBERS - REFER TO FLOOR PLAN A1.01

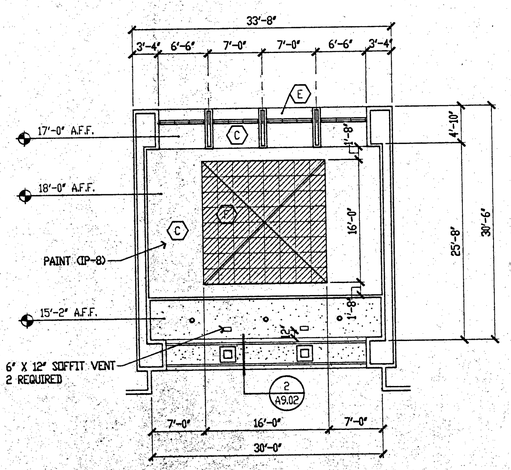

REFLECTED CEILING PLAN • RECEPTION

SCALE: 1/8"=1'-0"

NORTH

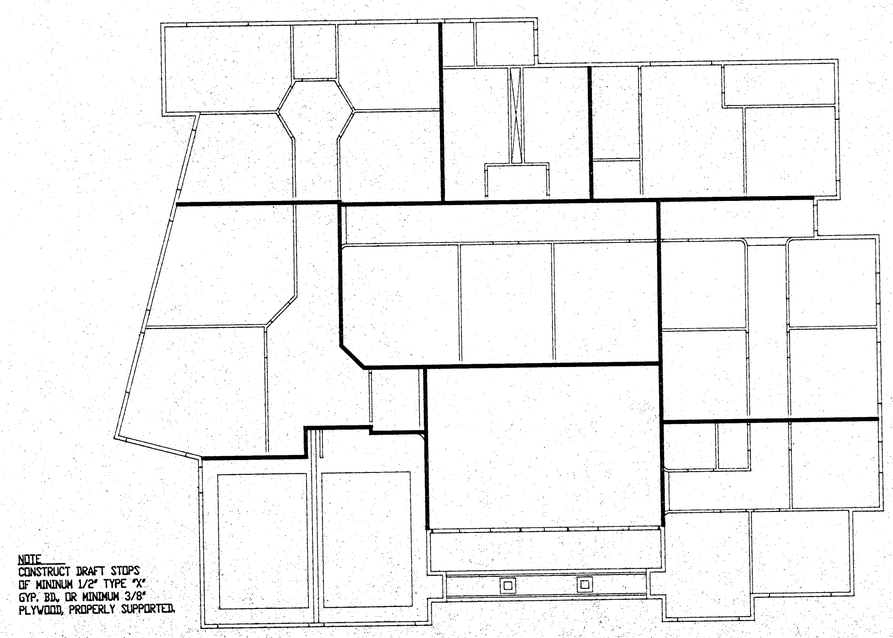

PLANS APPROVED CONSTRUCTION
Building & Safety Dept.
City of Las Vegas, Nevada
FEB 06 1992

DRAFT STOPS IN ATTIC SPACE

SCALE: 1/8"=1'-0"

NORTH

REVISIONS

REV	DESCRIPTION	D

© DOMINGO CAMBEIRO CORPORATION 1990

All designs, arrangements and plans indicated or presented by this drawing, are instruments of service, are owned by and the property of DOMINGO CAMBEIRO CORPORATION. The use of these plans and/or specifications shall be restricted to the original site for which they were prepared and publication thereof is expressly limited to such use. Reproduction, publication or re-use by any method, in whole or in part is prohibited. None of such designs, arrangements or plans shall be used by or disclosed to any person, firm, agency or corporation without the written permission of DOMINGO CAMBEIRO CORPORATION. Visual contact with these plans and specifications shall constitute prima facie evidence of acceptance of these restrictions.

SEAL: DOMINGO CAMBEIRO REGISTERED 631 ARCHITECT STATE OF NEVADA

DRAWN BY
CHECKED BY
ISSUED DATE 1-21-92

REFLECTED CEILING PLAN

DO NOT SCALE DRAWINGS

ADMINISTRATION BUILDING
DETENTION FACILITY EXPANSION
CITY OF LAS VEGAS, NEVADA

Domingo Cambeiro Corporation
ARCHITECTURE · ENGINEERING · PLANNING · INTERIORS
3555 PECOS-McLEOD LC. LAS VEGAS, NEVADA 89121 (702) 732-0084

SHEET NO.
A3.01