




AQUATIC
DESIGN GROUP
1000 S. RAYBURN AVENUE, SUITE 100
LAS VEGAS, NEVADA 89101
TEL: 702-735-8800 FAX: 702-735-8801

NO.	DATE	REVISION

300 PLOT ROAD, SUITE A
LAS VEGAS, NEVADA 89119
702-252-3111 FAX
702-252-3111



CITY OF LAS VEGAS
CENTENNIAL HILLS COMMUNITY CENTER
SWIMMING POOL
LAYOUT PLAN

SWIMMING POOL DATA

SURFACE AREA	=	5,350 SQ. FT.
PERIMETER	=	314 FT.
DEPTH	=	3'-6" TO 12'-0"
VOLUME	=	247,043 GAL.
6 HR TURNOVER	=	686 GPM

LEGEND

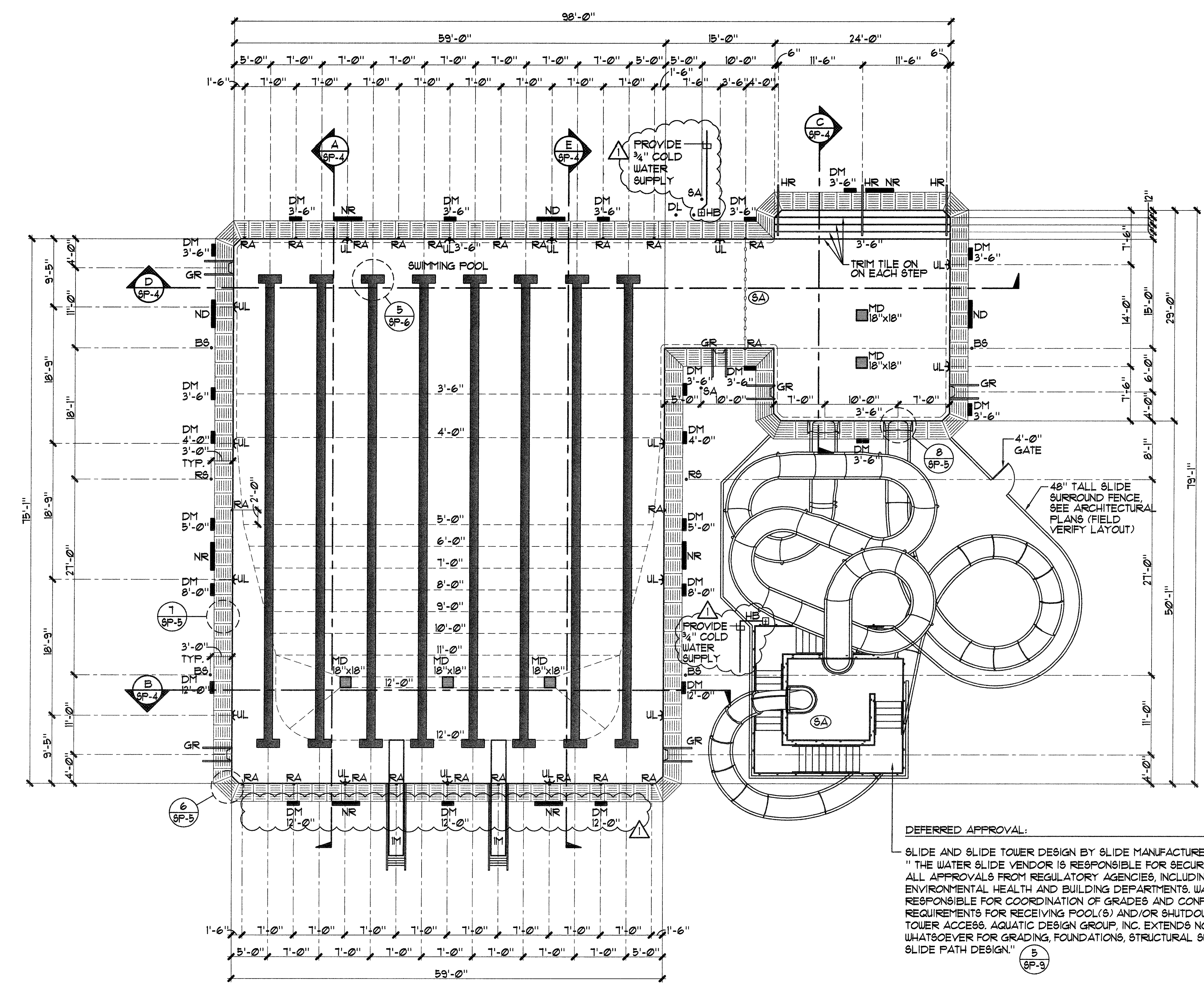
MD	=	MAIN DRAIN	(1) (SP-7)
RA	=	ROPE ANCHOR	(6) (SP-6)
UL	=	UNDERWATER LIGHT	(4) (SP-8)
DM	=	DEPTH MARKER	(1) (SP-6)
NR	=	NO RUNNING	(2) (SP-6)
ND	=	NO DIVING	(2) (SP-6) (3) (SP-6)
HR	=	HANDRAIL	(1) (SP-6)
GR	=	GRABRAIL	(8) (SP-6)
DL	=	DISABLED LIFT	(3) (SP-7)
HB	=	HOSE BIBB	(4) (SP-3)
MGC	=	MOVEABLE GUARD CHAIR	(1) (SP-7)
BS	=	BACKSTROKE STANCHION	(2) (SP-7)
SA	=	STANCHION ANCHOR	(2) (SP-7)
RS	=	RECALL STANCHION	(2) (SP-7)
SA	=	SLIDE ATTENDANT	(2) (SP-7)
M	=	ONE METER DIVE STAND	(4) (SP-7)

NOTES: (ALL POOLS)

1. POOL SHOTCRETE AND POURED-IN-PLACE CONCRETE SHALL BE 4000 PSI MIN. AT 28 DAYS WITH A .45 WATER/CEMENT RATIO AND TYPE X CEMENT.
2. SPECIAL INSPECTION IS REQUIRED FOR ALL SHOTCRETE WORK, BY APPROVED SPECIAL INSPECTOR PRIOR TO ISSUANCE OF PERMIT.
3. THE GEOTECHNICAL ENGINEER MUST INSPECT THE POOL EXCAVATION PRIOR TO PLACING ANY STEEL TO VERIFY GEOTECHNICAL CONCERNS. GEOTECHNICAL ENGINEER MUST PROVIDE FIELD REPORT FOR THE ARCHITECT AND BUILDING INSPECTOR PRIOR TO STEEL INSPECTION.



CERTIFICATION REQUIREMENTS

- * THE CONTRACTOR SHALL RETAIN AN INDEPENDENT LICENSED SURVEYOR TO PROVIDE USA SWIMMING CERTIFICATION OF COMPLIANCE FOR REQUIRED POOL LENGTHS AS FOLLOWS: (RECOMMEND PATRELL ENG. GROUP (626) 335-4362)
- SHORT COURSE-25YD±; (ALLOW FOR TOUCH PADS AT ONE END) 15'-0" 5/16" MIN.; 15'-1 3/16" MAX.
- TOLERANCE AGAINST LENGTH SHALL EXTEND IN A VERTICAL PLANE @ 3M (12') ABOVE AND @ 2M (7'-1 1/2') BELOW THE SURFACE OF THE WATER AT ALL POINTS OF BOTH END WALLS TYP. OF ALL COURSES.



DEFERRED APPROVAL:
SLIDE AND SLIDE TOWER DESIGN BY SLIDE MANUFACTURER.
* THE WATER SLIDE VENDOR IS RESPONSIBLE FOR SECURING ALL APPROVALS FROM REGULATORY AGENCIES, INCLUDING, BUT NOT LIMITED TO, ENVIRONMENTAL HEALTH AND BUILDING DEPARTMENTS. WATER SLIDE VENDOR IS RESPONSIBLE FOR COORDINATION OF GRADES AND CONFORMANCE WITH REGULATORY REQUIREMENTS FOR RECEIVING POOL(S) AND/OR SHUTDOWN LANE(S) AS WELL AS SLIDE TOWER ACCESS. AQUATIC DESIGN GROUP, INC. EXTENDS NO DESIGN LIABILITY WHATSOEVER FOR GRADING, FOUNDATIONS, STRUCTURAL SUPPORT SYSTEMS, AND SLIDE PATH DESIGN." (5) (SP-3)

SWIMMING POOL LAYOUT PLAN 1/8"=1'-0"



OWNER: CITY OF LAS VEGAS
DEPARTMENT OF PUBLIC WORKS
ARCHITECTURAL SERVICES

400 EAST STEWART AVENUE
LAS VEGAS, NEVADA 89101
PHONE: (702) 328-8338
FAX: (702) 386-8840
(702) 386-8100

DATE: 03/04/05
SCALE: AS NOTED

671-48 0005
MAY 09 2005
CITY OF LAS VEGAS
PLANNING DEPARTMENT

SP-1