

Call before you OVERHEAD 1-702-593-0111

Call before you Dig 1-800-227-2800

**PROJECT BENCHMARK**  
 PROJECT DATUM: NORTH AMERICAN VERTICAL DATUM OF 1988 (NAVD83)  
 CITY OF LAS VEGAS BENCHMARK: 0901716  
 ELEVATION: 799.0957 METERS (2,621.67 FEET)  
 RIVET AND SQUARE ALUMINUM PLATE IN TOP CENTER OF HEADWALL ON THE WEST SIDE OF U.S. 95 NEAR MILE MARKER 80.15.


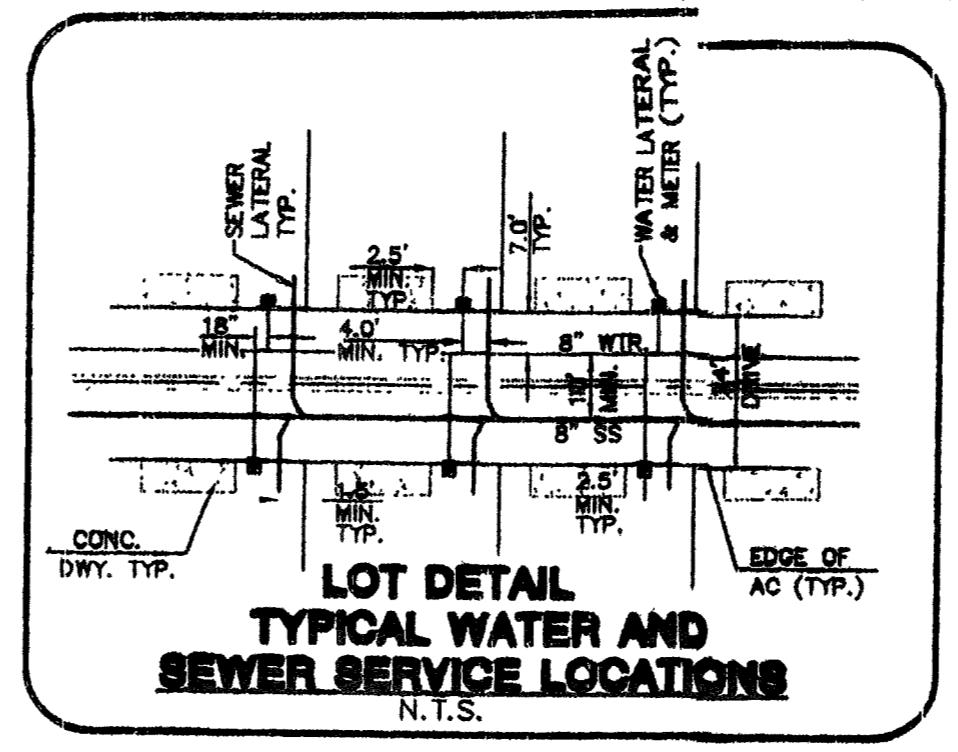
**BASIS OF BEARING**  
 SOUTH 89°10'24" EAST - BEING THE SOUTH LINE OF THE NORTHWEST QUARTER (NW 1/4) OF THE NORTHEAST QUARTER (NE 1/4) OF SECTION 18, TOWNSHIP 19 SOUTH, RANGE 80 EAST, M.D.M., CLARK COUNTY, NEVADA AS SHOWN BY THAT RECORD OF SURVEY ON FILE IN THE OFFICE OF THE COUNTY RECORDER, CLARK COUNTY, NEVADA, IN FILE 114 OF SURVEYS, AT PAGE 57.

**NOTE**  
 ALL STREETS ARE PRIVATE UNLESS OTHERWISE NOTED. ALL PRIVATE STREETS AND DRIVES ARE P.U.E., PUBLIC SEWER EASEMENTS, AND PUBLIC DRAINAGE EASEMENTS TO BE PRIVATELY MAINTAINED BY HOA.

**NOTE**  
 CONTRACTOR SHALL VERIFY HORIZONTAL AND VERTICAL ALIGNMENT OF EXISTING UTILITIES AND TO NOTIFY THE DESIGN ENGINEER IMMEDIATELY OF ANY DISCREPANCIES PRIOR TO CONSTRUCTION.

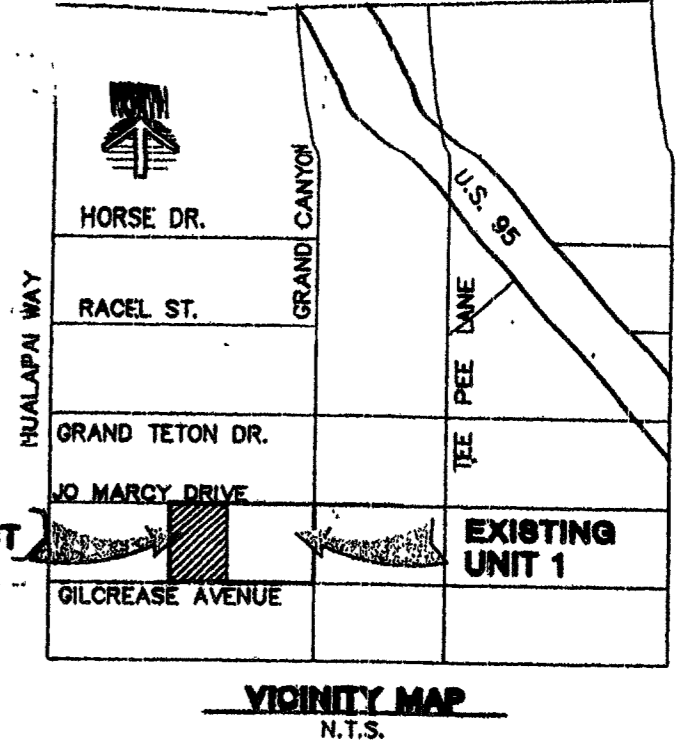
**NOTE**  
 FOR LOTS 51-86 BLOCK A, 89-100, 105-120 BLOCK B, & 253-284 BLOCK C INSTALL ARMORCAST METER BOXES PART # A8000485 (METER BOX) PART # A8000484R (COVER)

**NOTE**  
 SERVICE LATERAL FOR LOT 87 & 88 OF BLOCK A WILL BE TAPPED ON EXISTING MAIN BY OWNER'S CONTRACTOR UNDER DIRECTION OF LVWD.

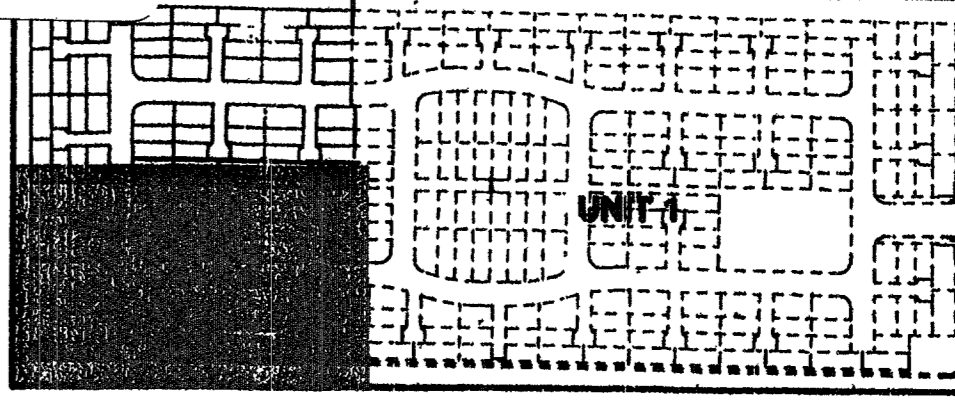


**"AS BUILTS"**  
 DOW INDUSTRIES

Date: 2-14-07 By: R. Leigh Wenger  
 C-900 Water Pipe By: Diamond  
 SDR-35 Sewer Pipe By: Diamond  
 All Manhole Components By: Neen Pe Cor  
 All Valves By: Mueller  
 Fire Hydrant By: Mueller Model# A-493



SEE SHEET UT1



**LEGEND - ESTIMATE OF QUANTITIES**

- WATER (PUBLIC)**
- ① STD. FIRE HYDRANT (INCLUDES PIPES, VALVE, TEE, & RISER) PER UDACS PL #7 3 EA
  - ② 8" TEE 1 EA
  - ③ 8" x 6" REDUCER 1 EA
  - ④ CAP & 2" BLOW-OFF PER UDACS PL #4A 12 EA
  - ⑤ 8" GATE VALVE 2 EA
  - ⑥ 4" 45° ELBOW 4 EA
  - ⑦ REMOVE EXISTING CAP AND CONNECT TO EXISTING 8" PVC WL PER UDACS PL #4A
  - ⑧ REMOVE EXISTING CAP AND CONNE: TO EXISTING 8" PVC WL PER UDACS PL #4A
  - ⑨ 8" x 6" CROSS 2 EA
  - ⑩ 8" TEE 1 EA
  - ⑪ 8" x 8" TEE 1 EA
  - ⑫ 8" 11.25" BEND 1 EA
  - ⑬ 4" 90° BEND 1 EA
- SEWER**
- ⑭ 1" COPPER WATER SERVICE W/ 5/8" METER PER UDACS PLATE 1B 14 EA
  - ⑮ 1" COPPER WATER SERVICE W/ 3/4" MVR 30 METER PER UDACS PLATE 1B 96 EA
  - ⑯ 8" PVC WATER LINE (PUBLIC) 698 LF
  - ⑰ 6" PVC WATER LINE (PUBLIC) 1402 LF
  - ⑱ 5/8" METER WITH 1" RPPA PER UL CS PER UDACS PL #1A 1 EA
  - ⑲ STD. MANHOLE (PUBLIC) 29 EA
  - ⑳ 8" SEWER MAIN (PUBLIC) 3259 LF
  - ㉑ 4" SERVICE LATERALS (PRIVATE) 1890 LF
  - ㉒ BACKWATER VALVES (PRIVATE) 2 EA

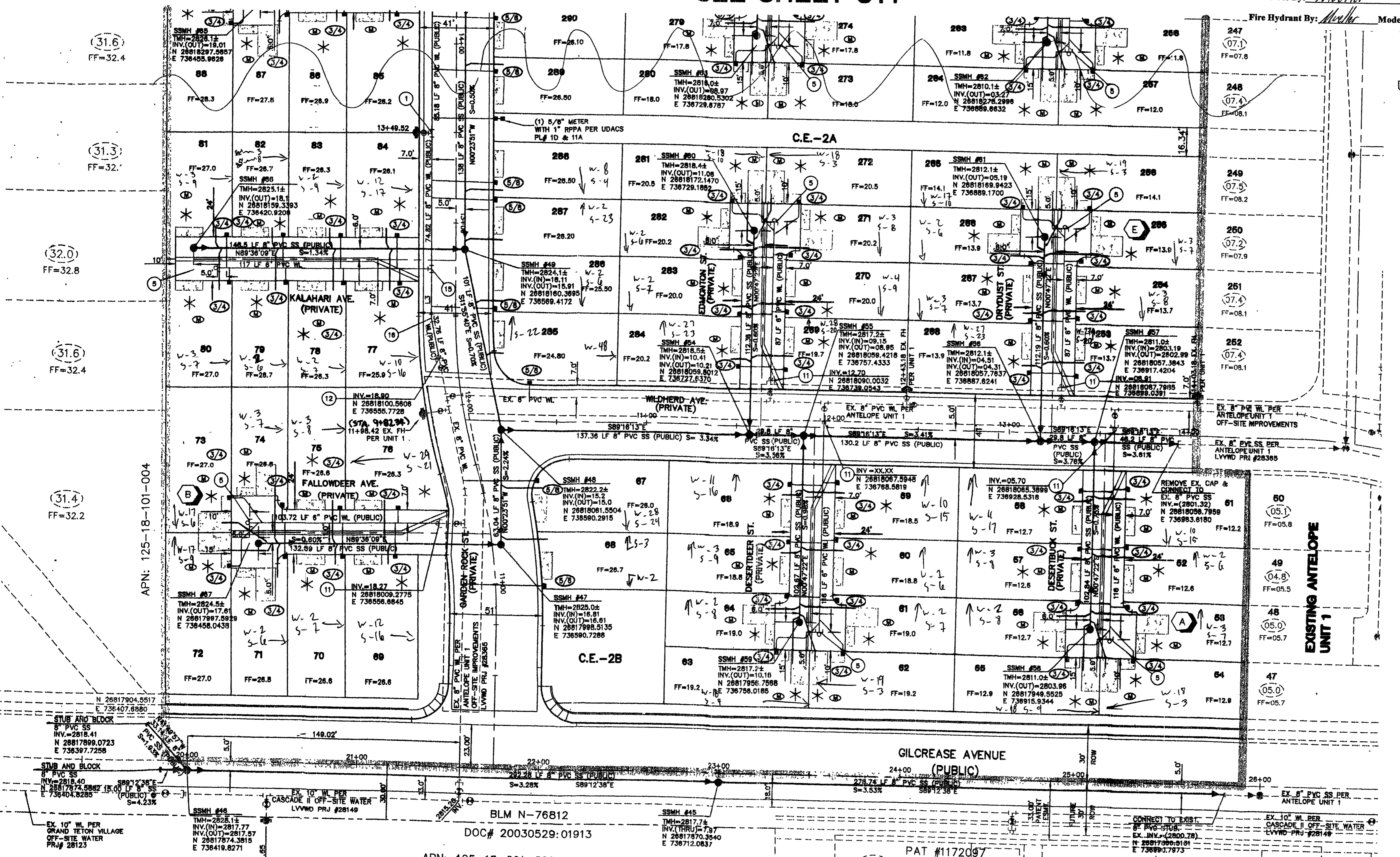
\* UNITS TO BE FIRE PROTECTED BY FIRE SPRINKLER SYSTEM

**APPROVAL**  
*[Signature]* 1/29/04  
 DATE

**REDUCED PRESSURE PRINCIPLE ASSEMBLY TO I**  
 APPROVED REDUCED PRESSURE PRINCIPLE ASSEMBLY (RPPA) SHALL BE INSTALLED PER THE UDACS PLATE NO. 11A. IF WATER SHALL BE TAKEN FROM A SERVICE REQUIRING BACKFLOW PREVENTION UNTIL THE REDUCED PRESSURE PRINCIPLE ASSEMBLY HAS BEEN FIELD TESTED BY THE LVWD. ANY BLOCK WALL OR OTHER FENCE MATERIAL SHALL BE DESIGNED AND CONSTRUCTED AROUND THE OUTSIDE OF THE ELEMENT(S) TO ALLOW THE DISTRICT DIRECT ACCESS FROM THE ADJACENT RIGHT-OF-WAY.

FIRE SPRINKLER SYSTEM SHALL BE PLUMBING TO MASTER TOILET. NO EXCEPTIONS ALLOWED.

**APPROVAL**  
*[Signature]* 3/1/04  
 DATE



APN: 125-18-101-004  
 APN: 125-18-201-002  
 DOC# 20030529:01913  
 PAT #1172097  
 APN: 125-18-201-012  
 PROJECT NAME: Antelope Unit 2  
 This project water plan complies with the Las Vegas Valley Water District's technical requirements. However, this water plan is NOT APPROVED FOR CONSTRUCTION at this time and this signature does not provide or imply a water commitment.  
 LVWD DATE 1/27/04  
 ESN:052

**GREYSTONE HOMES**  
 CITY OF LAS VEGAS, NEVADA  
 2729 SOUTH RAINBOW BOULEVARD LAS VEGAS, NEVADA 89146-5146  
 PH: (702) 973-7500 FAX: (702) 362-2597

**RECEIVED**  
 ANTELOPE UNIT 2  
 MAR 08 2004

**UTILITY PLAN**  
 SHEET UT2  
 6 OF 26 SHEETS  
 DRAWING NO. 1074781-2

**APPROVAL**  
 AARON M. [Signature]  
 PROFESSIONAL ENGINEER STATE OF NEVADA  
 LICENSE NO. 15073