
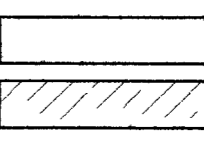
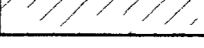

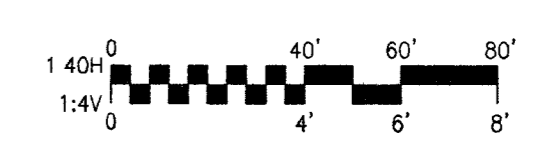



Stantec
 Stantec Consulting Inc.
 6763 W Charleston Blvd
 Las Vegas NV U.S.A.
 89146-1049
 Tel. 702.258.0115
 Fax. 702.258.4956
 www.stantec.com

- REMOVAL NOTES:**
- 1 AC PAVEMENT
 - 2 SIDEWALK
 - 3 CURB & GUTTER
 - 4 VALLEY GUTTER
- CONSTRUCTION NOTES:**
- 9 8" VALLEY GUTTER
 - 11 SAWCUT
 - 12 ROTOMILL (SEE NOTE 1)
 - 13 3" AC PAVEMENT OVERLAY
 - 14 2" AC PAVEMENT REPLACEMENT
 - 15 3/4" OPEN GRADE
 - 16 L TYPE CURB & GUTTER PER USD NO. 216
 - 17 TYPE III SIDEWALK RAMP PER USD NO. 235
 - 19 SIDEWALK PER USD NO. 234
 - 20 ADJUST MANHOLE WITH COLLAR PER USD NO. 408
 - 21 ADJUST WATER VALVE BOX TO FINISHED GRADE PER UDACS PLATE 8. VALVE SHALL BE ACCESSIBLE AT ALL TIMES.
 - 22 RE-ESTABLISH SURVEY MARKER
 - 42 P30 PULLBOX
- NOTES:**
- ROTOMILL QUANTITY EXCLUDES TRENCH AND PAVEMENT REPLACEMENT.
 - CENTERLINE GRADE SHOWN IS SURFACE OF OPEN GRADE SEE SECTION 
 - SEE SHEETS U-1 THRU U-6 FOR UTILITY PLANS.
 - SEE SHEETS T-1 THRU T-2 FOR STRIPING PLANS.


 3" AC PAVEMENT

 2" AC PAVEMENT


 L.V.W. DATE 4/14/03




Call before you dig
 1-702-593-6111 1-800-227-2600

NO.	DATE	DESCRIPTION

DEPARTMENT OF PUBLIC WORKS
ENGINEERING DESIGN SECTION
 CITY ENGINEER: CHARLES KUKOWSKI, JR., P.E.
 DESIGNED BY: J.O.D.D.
 DRAWN BY: D.D.
 CHECKED BY: M.W.
 HORIZONTAL SCALE: 1" = 40'
 VERTICAL SCALE: 1" = 4'
 DATE: 06/11/02

ALEXANDER ROAD
US 95 TO RANCHO DRIVE
ROADWAY PLAN + PROFILE
STA. 129+00 TO 139+00

TITLE: SHEET: **R-6**
 14 of 35
 DRAWING NO. **107-V3634**
 PROFESSIONAL ENGINEER - STATE OF NEVADA
 MYRON WELSH
 Exp. 06/30/04
 No. 2646
 4/14/03