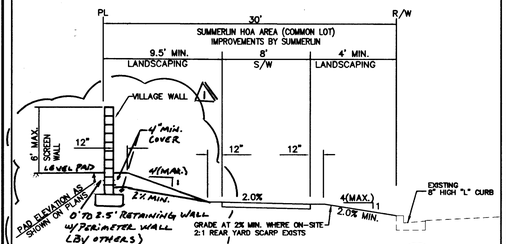

NORTH/SOUTH PERIMETER SECTION (1)
N.T.S

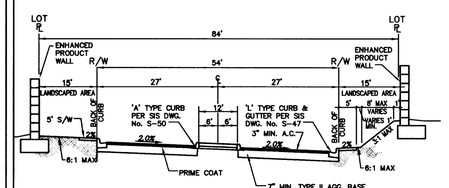

PRIMARY PARCEL ENTRY STREET SECTION (2)
N.T.S (PER THE VISTAS DESIGN GUIDELINES)

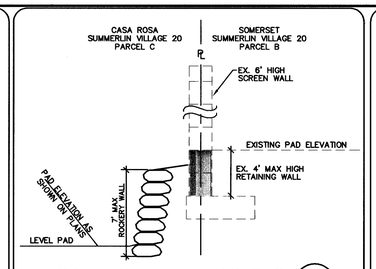

NORTHWEST PERIMETER SECTION (3)
N.T.S

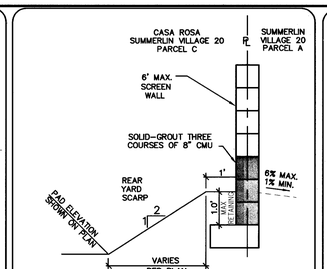

WEST PERIMETER SECTION (4)
N.T.S

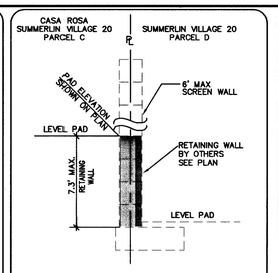

EAST PERIMETER SECTION (5)
N.T.S

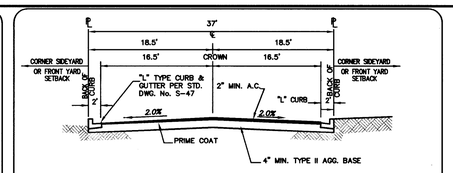

37' PRIVATE STREET SECTION
(INTERIOR STREETS) (6)
N.T.S. (PER THE SUMMERLIN I.S. # S-14)

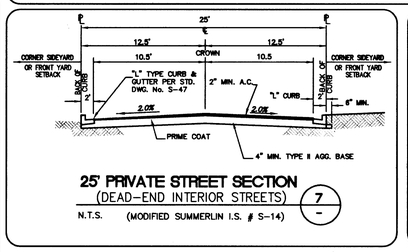

25' PRIVATE STREET SECTION
(DEAD-END INTERIOR STREETS) (7)
N.T.S. (MODIFIED SUMMERLIN I.S. # S-14)

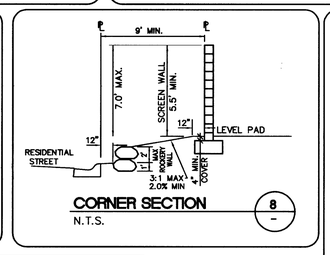

CORNER SECTION (8)
N.T.S.

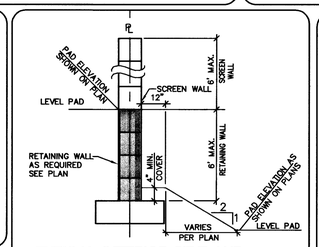

TYPICAL INTERIOR SIDE AND REAR YARD RETAINING WALL (9)
N.T.S

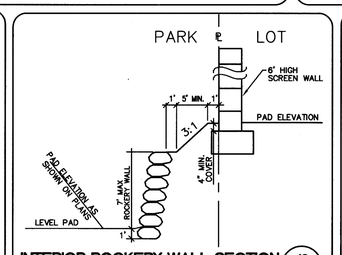

INTERIOR ROCKERY WALL SECTION (10)
N.T.S

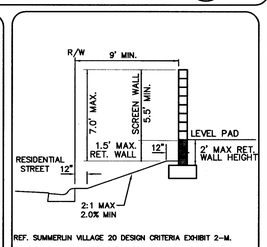

REF. SUMMERLIN VILLAGE 20 DESIGN CRITERIA EXHIBIT 2-M.

CORNER SECTION (11)
N.T.S.

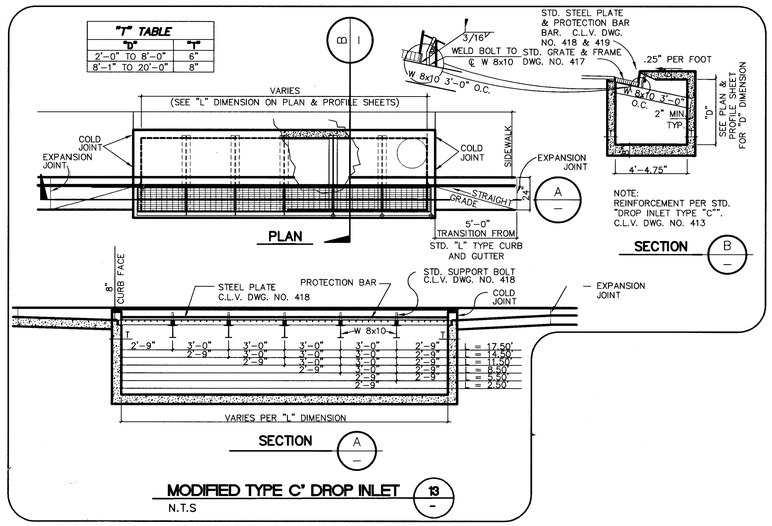

MODIFIED TYPE C' DROP INLET (13)
N.T.S

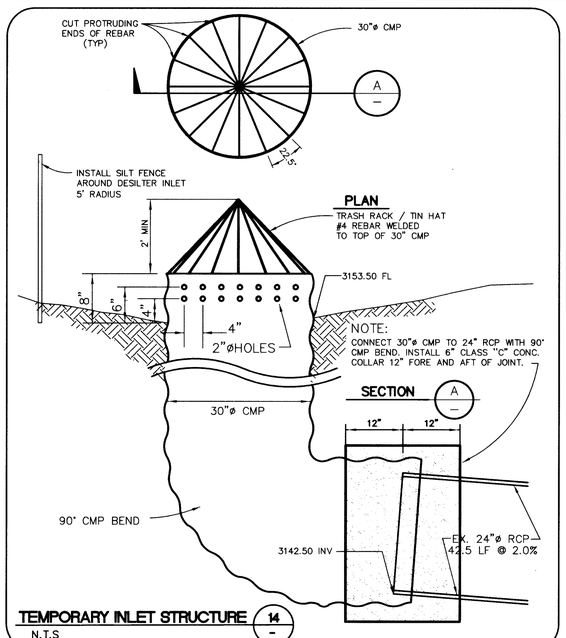

TEMPORARY INLET STRUCTURE (14)
N.T.S

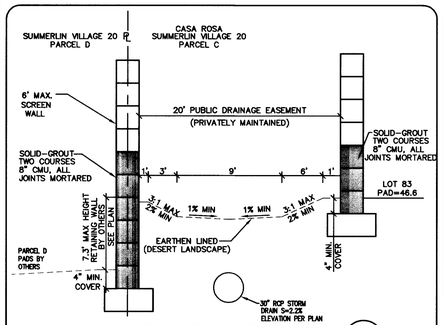

20 FOOT PUBLIC DRAINAGE EASEMENT (15)
N.T.S (PRIVATELY MAINTAINED)

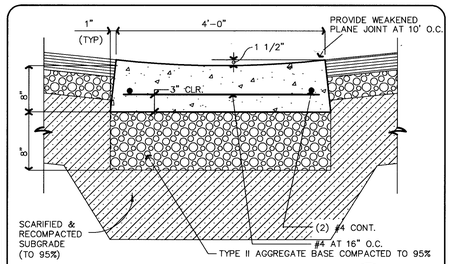

4' CONCRETE VALLEY GUTTER DETAIL (17)
N.T.S

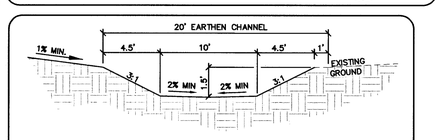

20 FOOT EARTHEN CHANNEL (16)
N.T.S

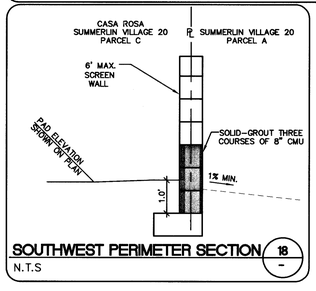

SOUTHWEST PERIMETER SECTION (18)
N.T.S

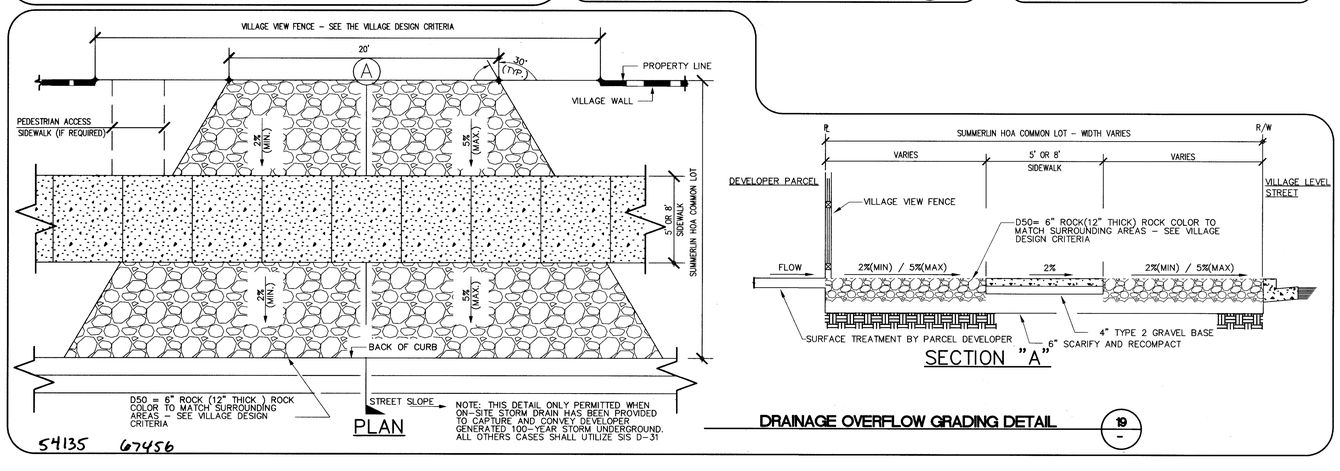

DRAINAGE OVERFLOW GRADING DETAIL (19)
N.T.S

54135 67456

MANHOLE SCHEDULE

M.H.#	I.D.	TYPE	STATION	OFFSET	RIM ELEV.	N. INV. EL.	S. INV. EL.	W. INV. EL.	E. INV. EL.	COMMENTS
1	48"	ECCENTRIC	11+40.47	5.00' LT	3150.0±	3137.88	3138.08			
2	48"	ECCENTRIC	10+15.83 11+83.91	27.7' RT 11.1' LT	3148.0±	3138.59		3138.79	3138.79	
3	48"	ECCENTRIC	12+32.40	5.90' RT	3146.3±		3139.19	3138.99	3139.19	
4	48"	ECCENTRIC	16+12.35	5.00' RT	3147.9±	3140.19	3140.39	3140.39		
5	48"	ECCENTRIC	13+64.95	5.00' RT	3149.8±	3141.38	3141.58	3141.58		
6	48"	ECCENTRIC	11+05.38	9.20' LT	3149.2±	3142.62	3142.82	3142.82		
7	48"	ECCENTRIC	11+03.34	8.80' LT	3155.2±	3148.48	3148.48		3148.28	
8	48"	ECCENTRIC	16+60.78	9.40' LT	3156.5±	3149.71	3149.51			
9	48"	ECCENTRIC	16+60.91	5.00' LT	3160.5±	3152.98	3152.78			
10	48"	ECCENTRIC	18.32.64	5.00' LT	3159.9±		3154.03			
11	48"	ECCENTRIC	20+54.91	17.50' LT	3155.6±	3148.82			3148.62	
12	48"	ECCENTRIC	18+52.64	5.00' LT	3159.6±	3152.7				
13	48"	ECCENTRIC	13+33.42	6.70' LT	3145.0±			3139.79		
14	48"	ECCENTRIC	11+62.32	5.00' LT	3151.0±				3144.00	
15	48"	ECCENTRIC	11+88.72	5.00' LT	3153.2±				3146.15	
16	48"	ECCENTRIC	10+15.32	5.00' LT	3148.7±	3143.37				
17	48"	ECCENTRIC	10+07.54	5.00' LT	3155.8±	3149.07				
18	48"	ECCENTRIC	11+25.40	5.33' LT	3150.5±			3141.72	3141.52	

AVOID HITTING OVERHEAD POWER LINES. IT'S COSTLY
CALL BEFORE YOU DO OVERHEAD
1-702-593-6111
AVOID CUTTING UNDERGROUND UTILITY LINES. IT'S COSTLY
Call before you Dig
1-800-227-2600
(UNDERGROUND SERVICE (USA))

REV | DATE | DESCRIPTION | DATE, AGEN. APP. | DATE CKW. APP.
1 | 11/5/14 | Add Retaining Wall Callout | | |

DESIGN:
DRAWN:
CHECK:
ISSUE DATE:
ISSUE EDITOR:
PLOT DATE: 06-18-03
PLOT TIME: 01:10.20
bladesmo

G. C. WALLACE, INC.
Engineers/Planners/Surveyors
1555 SOUTH RAINBOW BLVD./LAS VEGAS, NEVADA 89146
TELEPHONE: (702) 804-2000 • FAX: (702) 804-2299
F:\757-002\dwg\wmpro\757002-STI.dwg

CASA ROSA
KIMBALL HILL HOMES
DETAIL SHEET

SHEET
DT-1
(07747756)
11 OF 11 SHTS