

**PLANTING LEGEND**

SYMBOL	BOTANICAL-COMMON NAME
	FRAXINUS OXYCARPA 'RAYWOOD' RAYWOOD ASH - STD.
	FRAXINUS VELUTINA 'RIO GRANDE' FAN-TEX ASH (LARGE) - STD.
	FRAXINUS VELUTINA 'RIO GRANDE' FAN-TEX ASH - STD.
	OLEA EUROPAEA 'SWAN HILL' SWAN HILL OLIVE - MULTI.
	PINUS ELDARICA MONDEL PINE
	PISTACIA CHINENSIS CHINESE PISTACHE - STD.
	PYRUS KAWAKAMII EVERGREEN PEAR
	ROBINIA AMBIGUA 'PURPLE ROBE' PURPLE ROBE LOCUST - STD.
	EXISTING TREE PROTECT IN PLACE
	EXISTING TREE TO BE DEMOLISHED
	ACACIA REDOLENS 'DESERT CARPET' DESERT CARPET PROSTRATE ACACIA
	CASSIA ARTEMISIOIDES FEATHERY CASSIA
	HESPERALOE PARVIFLORA 'DUET' RED/YELLOW HESPERALOE
	LEUCOPHYLLUM LAEVIGATUM CHIHUAHUAN SAGE
	MUHLENBERGIA LINDHEIMERI 'AUTUMN GLOW' AUTUMN GLOW DEER GRASS
	MYRTUS COMMUNIS 'COMPACTA' COMPACT GREEK MYRTLE
	NOLANA MICROCARPA BEARGRASS
	ROSMARINUS OFFICINALIS ROSEMARY
	CYNODON SPECIES 'TIFWAY II' 'TIFWAY II' HYBRID BERMUDA
	3" SCREENED GRANITE COBBLE, 6" DEEP. COLOR TO MATCH DECOMPOSED GRANITE COLOR.
	STABILIZED DECOMPOSED GRANITE. INSTALL 2" LAYER OF 1/4" MINUS DECOMPOSED GRANITE TO MATCH GRANITE COLOR SPECIFIED IN NOTE #1 BELOW WITH STABILIZER AT 12 LB. PER TON. INSTALL PER MANUFACTURERS RECOMMENDATIONS.

**NOTES:**


- 1) DECOMPOSED GRANITE (D.G.) - INSTALL A 2" LAYER OF 3/8" MINUS (30% 3/4", 30% 1/2", 40% MINUS) GOLD/TAN COLOR DECOMPOSED GRANITE CONTINUOUS IN ALL PLANTERS UNDER ALL TREES AND SHRUBS. BEFORE PLACING GRANITE, COMPACT SUB-GRADE TO 85% AND APPLY A PRE-EMERGENT HERBICIDE TO SOIL. AFTER PLACING GRANITE, RAKE SMOOTH, WET TO ENTIRE DEPTH, ALLOW TO DRY, THEN LIGHTLY SCARIFY SURFACE WITH A LEAF RAKE. APPLY A SECONDARY APPLICATION OF PRE-EMERGENT HERBICIDE TO TOP OF GRANITE. KEEP TOP OF GRANITE 1" BELOW ADJACENT WALKS AND CURBS. DO NOT ALLOW GRANITE TO TOUCH THE TRUNK OF ANY PLANT. INSTALL AFTER INSTALLATION OF PLANT MATERIAL. SEE DETAIL 'K', SHEET L5.01. SUBMIT COLOR SAMPLE FOR APPROVAL.
- 2) SEE SHEET L5.01 FOR PLANTING DETAILS, PLANT SIZES, AND PLANT QUANTITIES.

**RECORD DRAWING NOT FOR CONSTRUCTION**

1. TO ALTER THESE DOCUMENTS FOR ANOTHER PROJECT WITHOUT THE WRITTEN APPROVAL OF THE ARCHITECT IS A VIOLATION OF THE CONTRACT.

2. THIS RECORD DRAWING HAS BEEN PREPARED IN ACCORDANCE WITH THE REQUIREMENTS OF THE BOARD OF ARCHITECTS OF THE STATE OF NEVADA. THE ARCHITECT'S PROFESSIONAL LIABILITY INSURANCE COVERAGE DOES NOT COVER THE ARCHITECT FOR THE ACCURACY OF THIS RECORD DRAWING OR FOR THE CONSTRUCTION OF ANY WORK WHICH MAY BE BASED ON THIS RECORD DRAWING. THE ARCHITECT'S PROFESSIONAL LIABILITY INSURANCE COVERAGE DOES NOT WARRANT THE ACCURACY OF THIS RECORD DRAWING.

3. INFORMATION THAT MAY BE INCLUDED WOULD BE SUBJECT TO CHANGE TO A FUTURE DATE OF REVISION. LAYOUT, PLAN AND ASSOCIATED DIMENSIONS, WHICH INFORMATION IS CONSTRUCTION SET INFORMATION, MAY NOT BE INCLUDED.




REVISIONS

△	PUBLIC WORKS REVISION 12-2-02
△	PLANTING REVISION 02-12-03

CONSULTANT

**SOUTHWICK LANDSCAPE ARCHITECTS**

6363 Melwood Drive, Suite 2  
Las Vegas, NV 89130  
702.597.2008



BONANZA-SANDHILL PARK

PLANTING PLAN  
CONSTRUCTION SET

STAMP

RECORD DRAWING	NOT FOR CONSTRUCTION
----------------	----------------------

1. TO ALTER THESE DOCUMENTS FOR ANOTHER PROJECT WITHOUT THE WRITTEN APPROVAL OF THE ARCHITECT IS A VIOLATION OF THE CONTRACT.

2. THIS RECORD DRAWING HAS BEEN PREPARED IN ACCORDANCE WITH THE REQUIREMENTS OF THE BOARD OF ARCHITECTS OF THE STATE OF NEVADA. THE ARCHITECT'S PROFESSIONAL LIABILITY INSURANCE COVERAGE DOES NOT COVER THE ARCHITECT FOR THE ACCURACY OF THIS RECORD DRAWING OR FOR THE CONSTRUCTION OF ANY WORK WHICH MAY BE BASED ON THIS RECORD DRAWING. THE ARCHITECT'S PROFESSIONAL LIABILITY INSURANCE COVERAGE DOES NOT WARRANT THE ACCURACY OF THIS RECORD DRAWING.

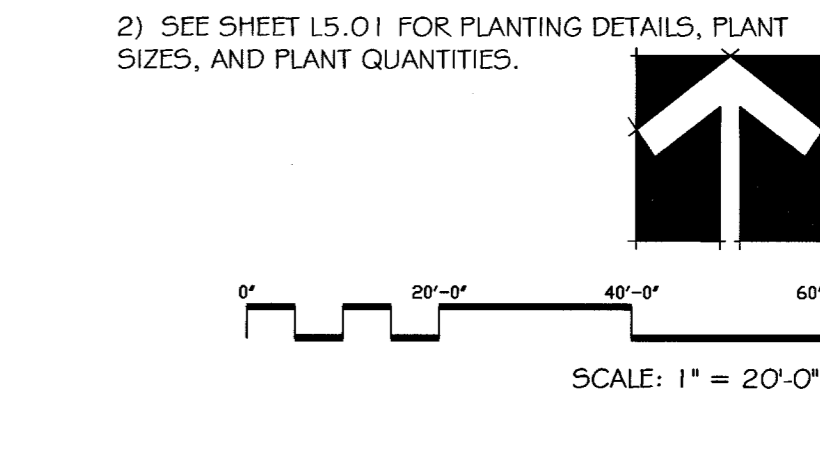
3. INFORMATION THAT MAY BE INCLUDED WOULD BE SUBJECT TO CHANGE TO A FUTURE DATE OF REVISION. LAYOUT, PLAN AND ASSOCIATED DIMENSIONS, WHICH INFORMATION IS CONSTRUCTION SET INFORMATION, MAY NOT BE INCLUDED.

OWNER: CITY OF LAS VEGAS  
DEPARTMENT OF PUBLIC WORKS  
ARCHITECTURAL SERVICES

400 EAST STEWART AVENUE LAS VEGAS, NEVADA 89101 PHONE: (702) 229-6535 FAX: (702) 382-3232 TDD: (702) 386-9408	DRAWN: EAL
FILE: L02-016.DWG	DATE: 08-23-02
SCALE: 1" = 20'-0"	BID NO: 021534107
CLDWG NO: 65069	CLDWG NO: 65069

27

SHT NO: L2.02



66579

MATCHLINE - SEE SHEET L1.02  
MATCHLINE - SEE SHEET L1.01

MATCHLINE - SEE SHEET L1.03  
MATCHLINE - SEE SHEET L1.02