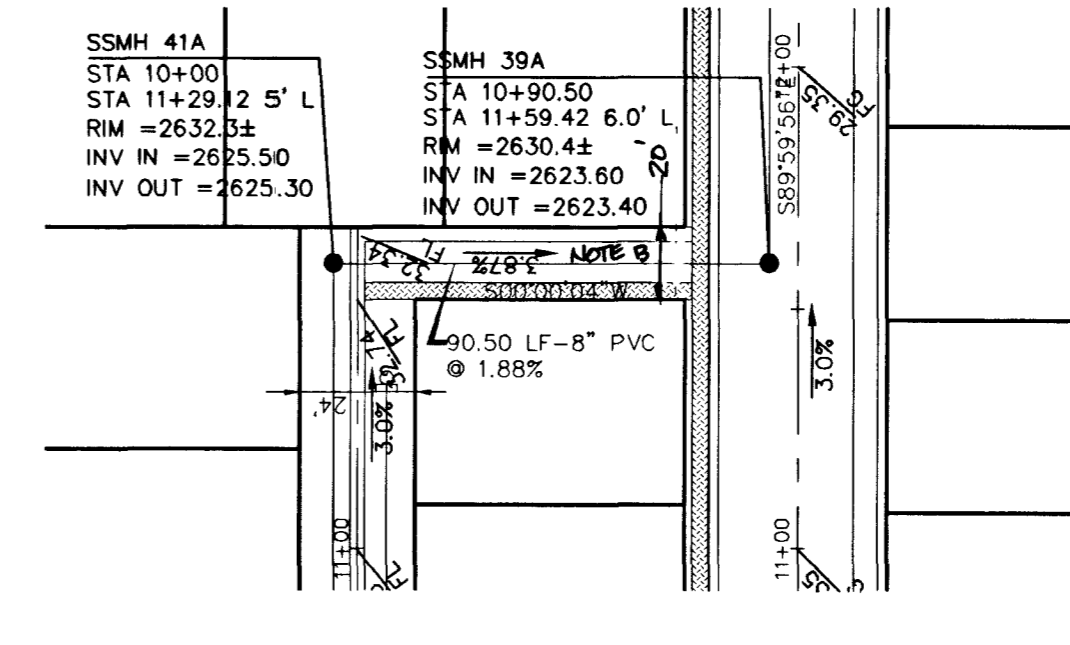
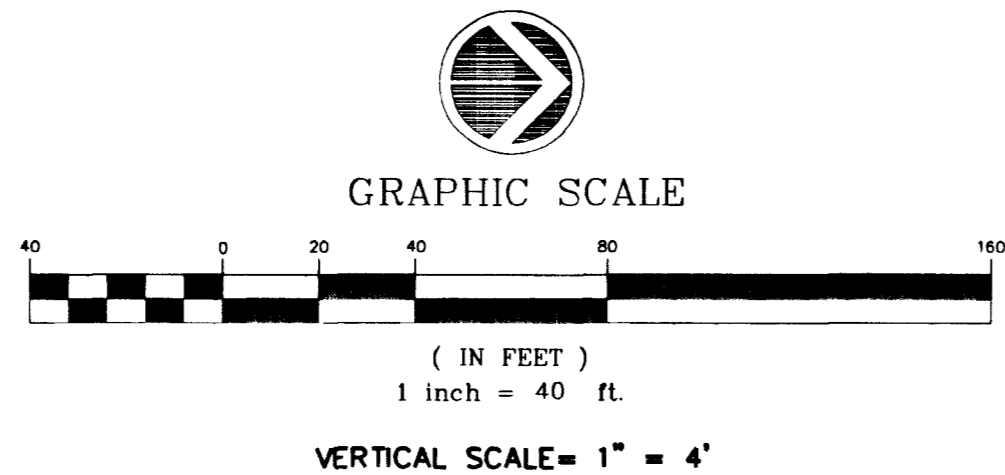
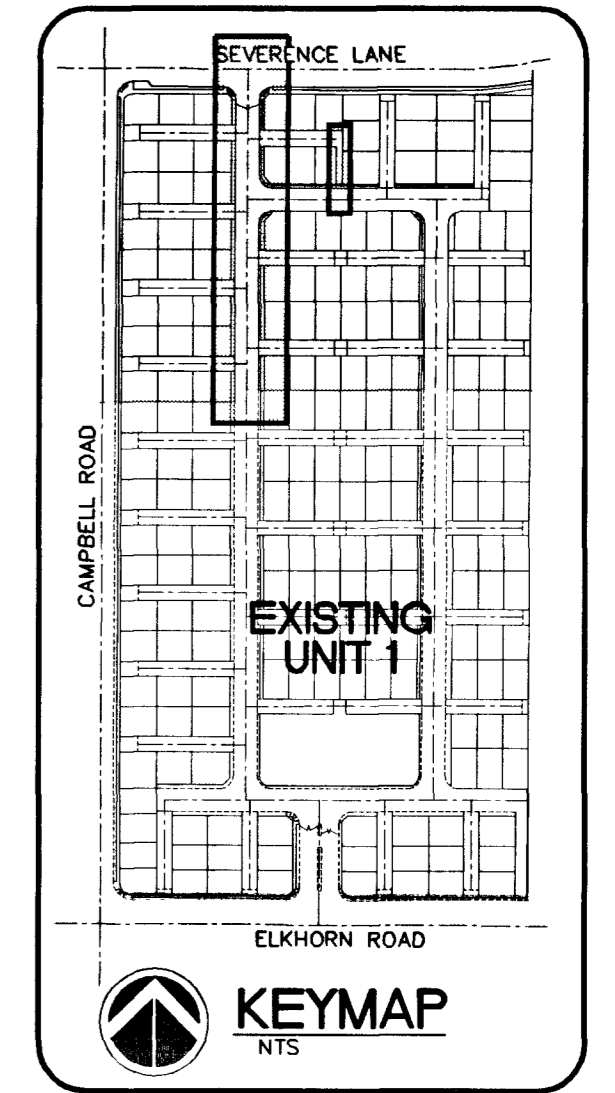


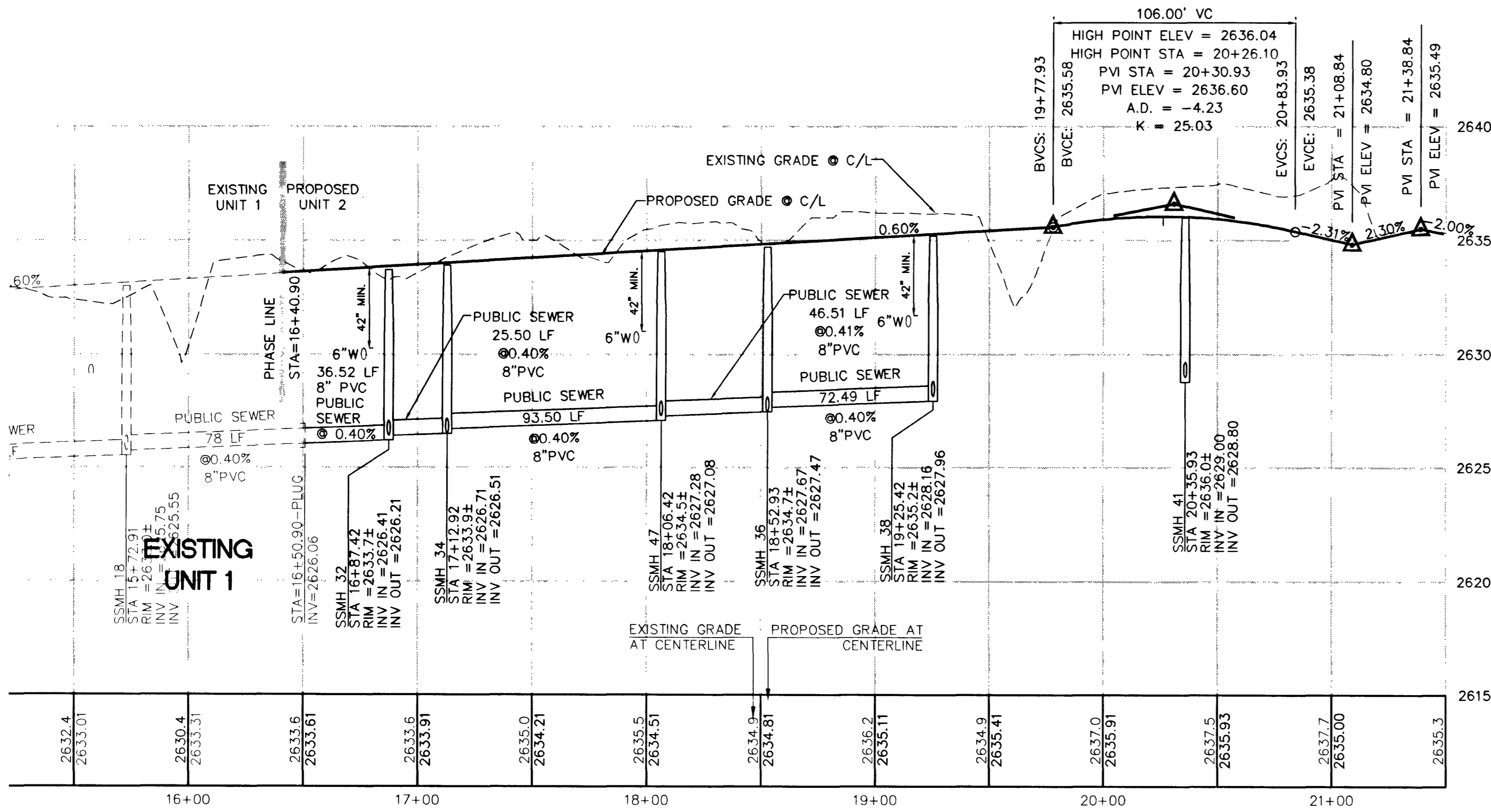
PLAN



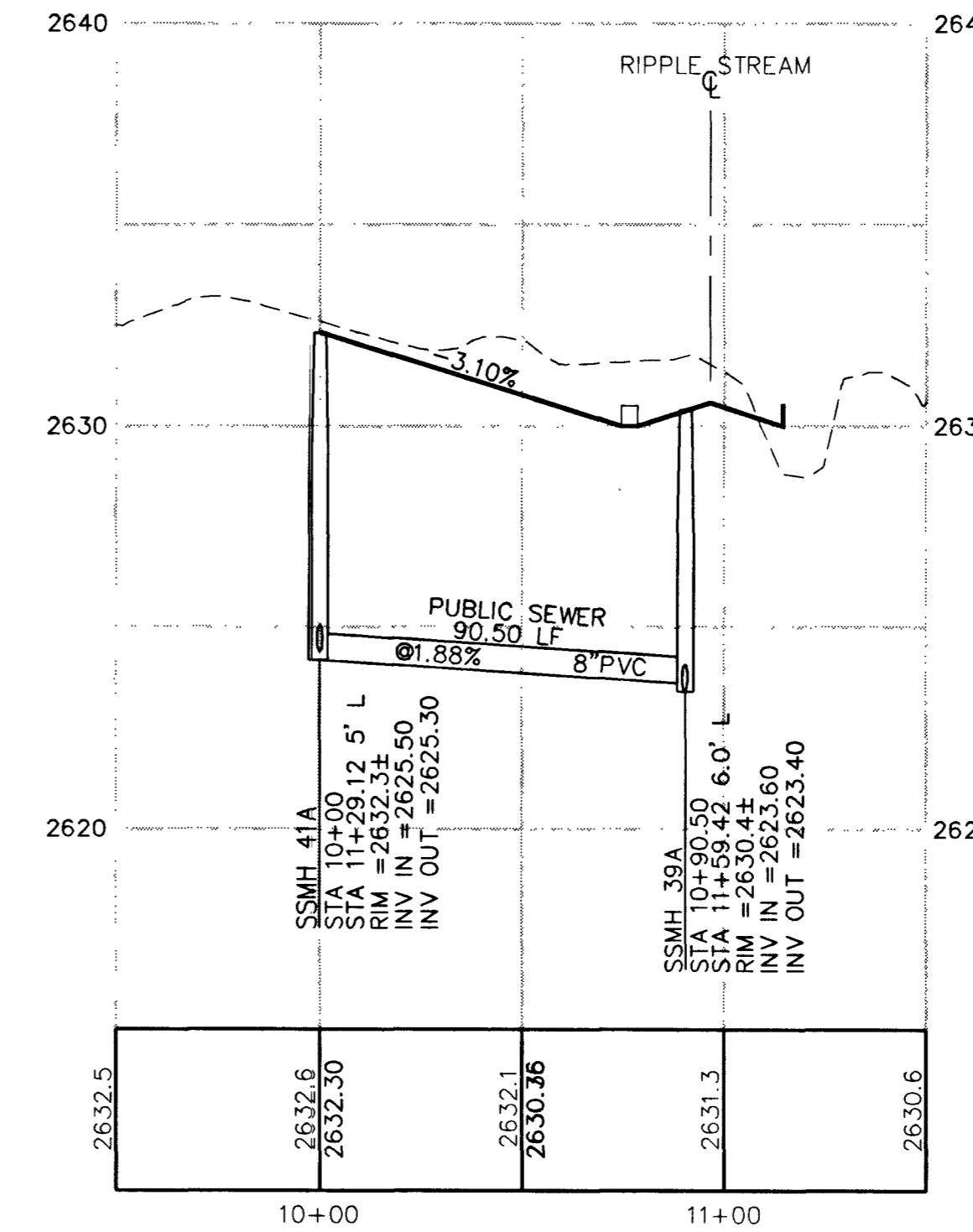
PLAN



- NOTES:**
- ALL PRIVATE STREETS/DRIVES ARE PUBLIC DRAINAGE EASEMENTS, CLV SEWER & PUE EASEMENTS TO BE PRIVATELY MAINTAINED BY THE HOMEOWNERS ASSOCIATION.
 - CLV SEWER ESMT., PUBLIC DRAINAGE ESMT. TO BE PRIVATELY MAINTAINED, P.U.E.



PROFILE
GRAPEWOOD STREET
PRIVATE STREET



PROFILE
SEWER LINE
PUBLIC SEWER

BASIS OF BEARINGS

NORTH 00°06'43" WEST BEING THE WEST LINE OF THE SOUTHWEST QUARTER (SW ¼) OF THE NORTHWEST QUARTER (NW ¼) OF THE NORTHEAST QUARTER (NE ¼) OF SECTION 19, TOWNSHIP 19 SOUTH, RANGE 60 EAST, M.D.M., CITY OF LAS VEGAS, CLARK COUNTY, NEVADA. AS SHOWN BY MAP IN THE OFFICE OF THE CLARK COUNTY, NEVADA RECORDER IN FILE 114 OF SURVEYS PAGE 57.

BENCHMARK

CITY OF LAS VEGAS VERTICAL CONTROL RIVET AND PLATE IN TOP OF CONCRETE CYLINDER NORTH OF ELKHORN & CAMPBELL
STATION 8LV90
175SW
ELEVATION= 802.7625 METERS (NAVDB8)
2633.73 FEET

APPROVAL FOR CONSTRUCTION

11/30/14
LAS VEGAS VALLEY WATER DISTRICT
PROJECT NO 28422

NOTICE TO CONTRACTOR !
EXISTING UTILITY LOCATIONS SHOWN HEREON ARE APPROXIMATE ONLY. IT SHALL BE THE CONTRACTOR'S RESPONSIBILITY TO DETERMINE THE EXACT VERTICAL AND HORIZONTAL LOCATION OF ALL EXISTING UNDERGROUND UTILITIES PRIOR TO COMMENCING CONSTRUCTION. NO REPRESENTATION IS MADE THAT ALL EXISTING UTILITIES ARE SHOWN HEREON. THE ENGINEER ASSUMES NO RESPONSIBILITY FOR UTILITIES NOT SHOWN OR UTILITIES NOT SHOWN IN THEIR PROPER LOCATION.

64023

CALL before you Dig
1-800-227-2600
UNDERGROUND SERVICE (USA)

CALL BEFORE YOU DO OVERHEAD
CALL 1-702-227-2929

UnderGround
1-702-455-7311
CLARK COUNTY TRAFFIC OPERATIONS
1-702-229-6111
LAS VEGAS AREA COMPUTERIZED TRAFFIC SYSTEM

REVISION DESCRIPTION

NO. DATE BY APPROV.

10/31/14

3610 North Rancho Drive
Las Vegas, NV 89130
Telephone: (702) 648-3700
Fax: (702) 648-4115

ENGINEERING
SOUTHWEST

TITLE: STREET PLAN & PROFILE
GRAPEWOOD ST. AND SEWER LINE-UNIT 2

PROJECT: CENTENNIAL PARK

WORK ORDER NO. 030313

DESIGN BY: TEAM 1

DATE: 9/25/03

SCALE: 1"=40'

CADFILE: cp2-ss3

SHEET 8 OF 14 SHEETS

CLV DWG NO. 10744784-2