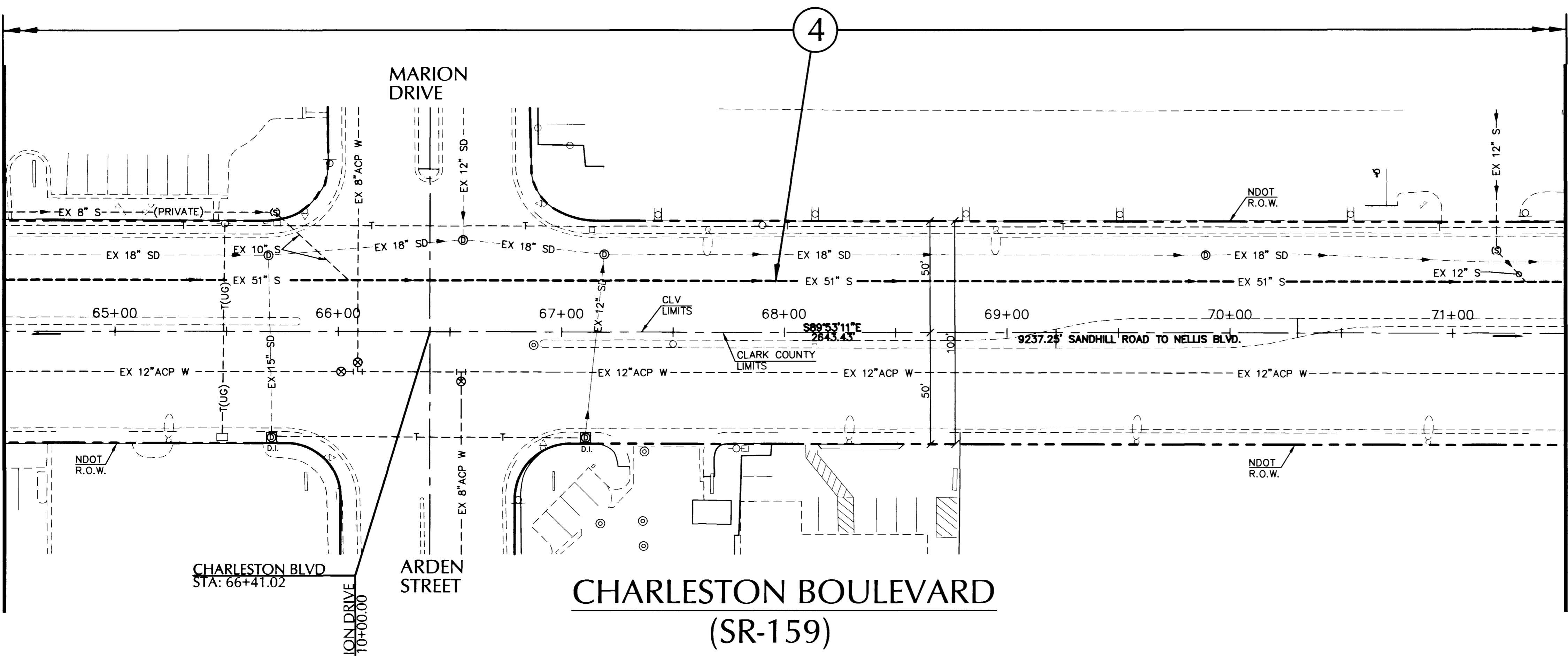
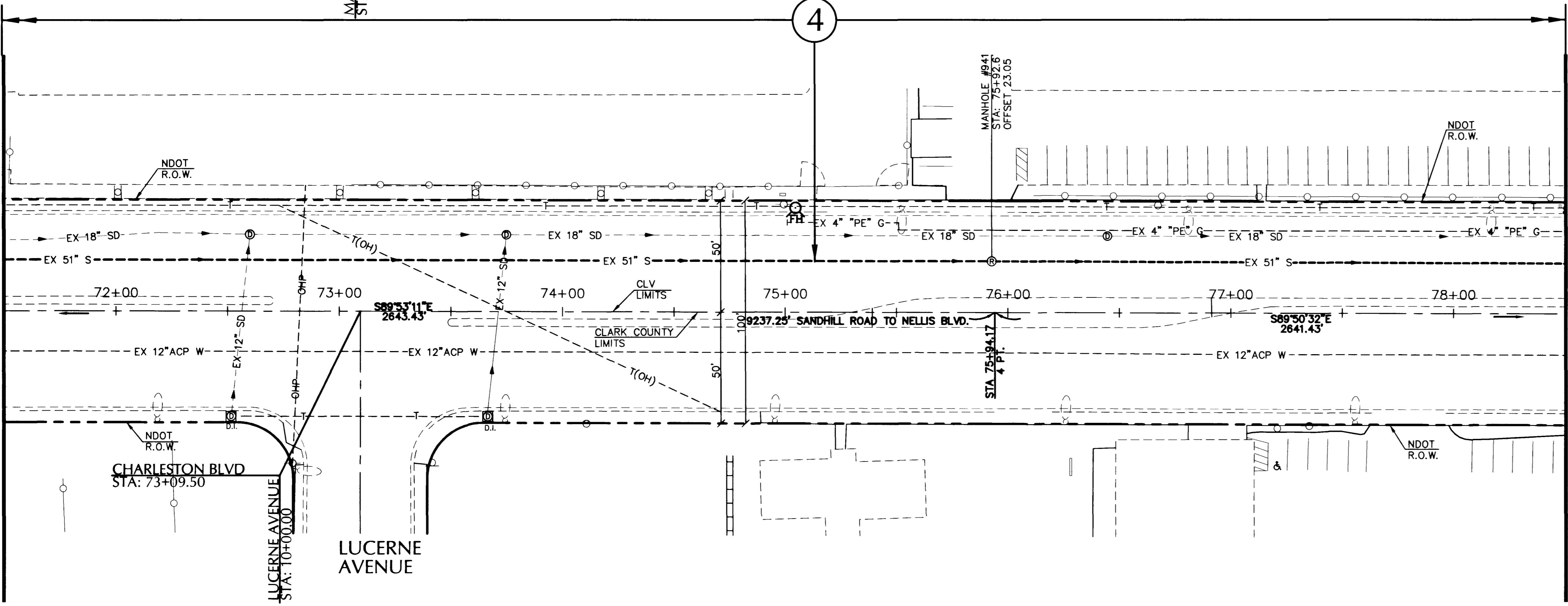


MATCHLINE STA: 64+50.00 FOR CONTINUATION SEE SHEET C12



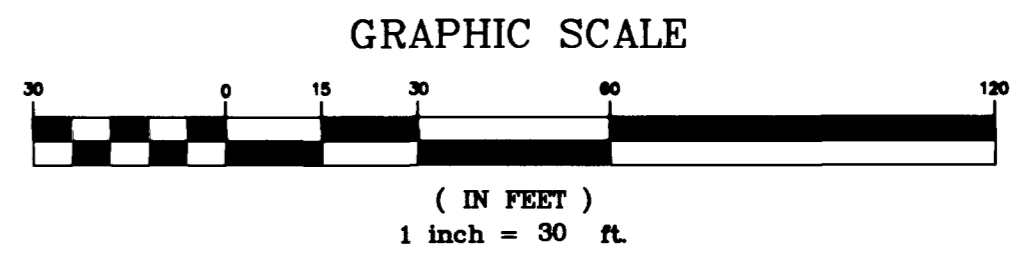
**CHARLESTON BOULEVARD
(SR-159)**

MATCHLINE STA: 71+50.00 FOR CONTINUATION SEE ABOVE



**CHARLESTON BOULEVARD
(SR-159)**

MATCHLINE STA: 71+50.00 FOR CONTINUATION SEE BELOW



BASIS OF BEARING
N 89°53'41\" E BEING THE SOUTH LINE OF SE 1/4, SECTION 31 TO 20S, R 82E, M.D.M., CITY OF LAS VEGAS, CLARK COUNTY NEVADA AS DELINEATED ON THAT CERTAIN RECORD OF SURVEY IN FILE 66 PAGE 52, RECORDED MAY 13, 1993.

BENCHMARK
CITY OF LAS VEGAS DATUM BM CLV 2LV02-32SWS A RIVET AND SQUARE PLATE IN TOP OF CURB @ NE CORNER OF CHARLESTON & LAMB. NAVD 88 ELEVATION 534.458 METERS (1753.47 FEET)

CONSTRUCTION NOTES - BID ALTERNATE A

No.	ITEM	UNIT	QTY
1	INSTALL 36\" C.I.P. PIPE LINING. SEE SPECIAL PROVISIONS SECTION 638. BID ITEM 638.01.04.	LF	---
2	INSTALL 39\" C.I.P. PIPE LINING. SEE SPECIAL PROVISIONS SECTION 638. BID ITEM 638.01.01	LF	---
3	INSTALL 45\" C.I.P. PIPE LINING. SEE SPECIAL PROVISIONS SECTION 638. BID ITEM 638.01.02	LF	---
4	INSTALL 51\" C.I.P. PIPE LINING. SEE SPECIAL PROVISIONS SECTION 638. BID ITEM 638.01.03	LF	1394
5	CONSTRUCT 60\" SEWER MANHOLE PER STD. PLAN SD-1. SEE SPECIAL PROVISIONS SECTION 630 AND BID ITEM 630.06.	EA	---
6	RAISE EXISTING MANHOLE FRAME AND COVER TO GRADE. SEE SPECIAL PROVISIONS SECTION 630 AND BID ITEM 630.01.	EA	---

CONSTRUCTION NOTES - BID ALTERNATE B

No.	ITEM	UNIT	QTY
1	INSTALL 36\" MACHINE SPIRAL WOUND PVC PIPE LINER. PROVISIONS SECTION 639 BID ITEM 639.01.04.	LF	---
2	INSTALL 39\" MACHINE SPIRAL WOUND PVC PIPE LINER. SEE SPECIAL PROVISIONS SECTION 639 BID ITEM 639.01.01	LF	---
3	INSTALL 45\" MACHINE SPIRAL WOUND PVC PIPE LINER. SEE SPECIAL PROVISIONS SECTION 639 BID ITEM 639.01.02	LF	---
4	INSTALL 51\" MACHINE SPIRAL WOUND PVC PIPE LINER. SEE SPECIAL PROVISIONS SECTION 639 BID ITEM 639.01.03	LF	1394
5	CONSTRUCT 60\" SEWER MANHOLE PER STD. PLAN SD-1. SEE SPECIAL PROVISIONS SECTION 630 AND BID ITEM 630.06.	EA	---
6	RAISE EXISTING MANHOLE FRAME AND COVER TO GRADE. SEE SPECIAL PROVISIONS SECTION 630 AND BID ITEM 630.01.	EA	---


AVOID CUTTING UNDERGROUND UTILITY LINES. IT'S COSTLY.
Call before you Dig—
1-800-227-2600
UNDERGROUND SERVICE ALERT (U.S.A.)

AVOID OVERHEAD POWER LINE CONTACT
Call before you OVERHEAD
1-702-593-6111
NEVADA POWER ENVIRONMENT AND SAFETY SERVICES DEPARTMENT

MARTIN & MARTIN ASSUMES NO RESPONSIBILITY FOR EXISTING UTILITY LOCATIONS AND ELEVATIONS. THE UTILITIES SHOWN ON THIS DRAWING HAVE BEEN PLOTTED FROM THE BEST AVAILABLE INFORMATION. IT IS, HOWEVER, THE CONTRACTOR'S RESPONSIBILITY TO FIELD VERIFY THE LOCATION AND ELEVATION OF ALL UTILITIES PRIOR TO THE COMMENCEMENT OF ANY CONSTRUCTION. CONTRACTOR TO FIELD VERIFY ALL EXISTING SITE CONDITIONS PRIOR TO CONSTRUCTION. IF A CONFLICT EXISTS BETWEEN WHAT IS SHOWN ON THESE DRAWINGS AND WHAT EXISTS IN THE FIELD, THE CONTRACTOR IS TO NOTIFY THE ARCHITECT OR ENGINEER IMMEDIATELY.

no	description of revisions	date	name

PROJECT NO. 1939.00
DATE 06-23-03
DRAWN BY JDM
DESIGN BY ARS
CHECKED BY DHM



MARTIN & MARTIN
CIVIL ENGINEERS
2101 SOUTH JONES BLVD.
SUITE 120
LAS VEGAS, NEVADA 89146
PHONE (702) 248-8000
FAX (702) 248-8070
E-MAIL: MARTMART@LVCM.COM

**CHARLESTON BOULEVARD
SEWER REHABILITATION PLAN
SANDHILL ROAD TO NELLIS BOULEVARD**

STA: 64+50.00 TO STA: 78+50.00

sheet
C13
SHEET 13 OF 45
drawing number
307-V841