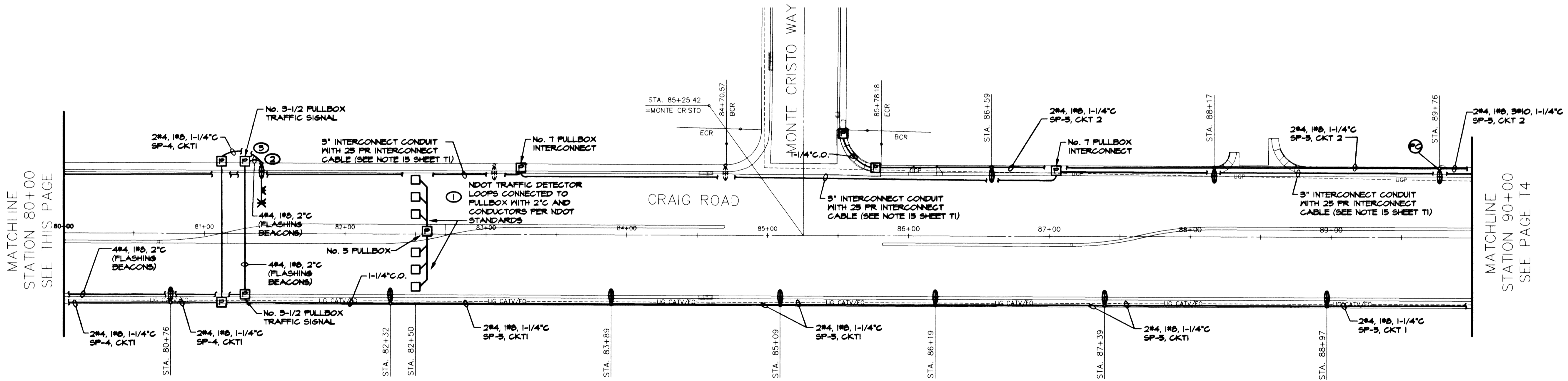




ELECTRICAL SITE PLAN

SCALE: 1"=40'-0"



ELECTRICAL SITE PLAN

SCALE: 1"=40'-0"



NOTES:

- ① COORDINATE INSTALLATION OF TRAFFIC COUNTER LOOPS WITH NEVADA DEPARTMENT OF TRANSPORTATION. LOOPS TO BE INSTALLED PER NDOT STANDARD DRAWINGS AND SPECIFICATIONS. INDEPENDENT TRAFFIC COUNTING DEVICE TO BE INSTALLED IN NO. 5 PULLBOX IN MEDIAN BY NDOT.
- ② EXISTING 250M LUMINAIRE TO BE REMOVED AND REPLACED WITH NEW SCHOOL FLASHING SIGN WITH LUMINAIRE ON POLE. SEE GENERAL NOTE 17, SHEET T1. 250M LUMINAIRE TO BE CIRCUITED TO SP-4, CKT1.
- ③ INSTALL NEW NO. 3-1/2 PULLBOX AND RECONNECT EXISTING STREET LIGHTING CKT IN PULLBOX. REMOVE AND INSTALL NEW CONDUCTORS BACK TO NEXT STREET LIGHTING IF CONDUCTOR LENGTH IS NOT LONG ENOUGH.

REV.	DATE	BY	REVISION


CITY OF LAS VEGAS
 731 SOUTH FOURTH STREET
 LAS VEGAS, NEVADA 89101

URS GREINER
 2785 EAST DESERT INN ROAD
 LAS VEGAS, NEVADA 89121
 (702)-796-7775

ELECTRICAL SITE PLAN
STA. 70+00 TO STA. 90+00

CRAIG ROAD
IMPROVEMENTS
 BID NO. 00.1730.23

DRAWN BY: SLP/JCC	01/21/00
DESIGNED BY: HW	
CHECKED BY: HW/TJK	
PROJECT NO.: 806/SITE4	SCALE: AS SHOWN



TJKROB CONSULTING ENGINEERS, INC.
 7151 CASCADE VALLEY COURT SUITE 200
 LAS VEGAS, NEVADA 89128
 (702) 871-3621
 ELECTRICAL ENGINEERING

SHEET T3	OF 55 SHEETS
DRAWING NO. 107-V3048	

25352