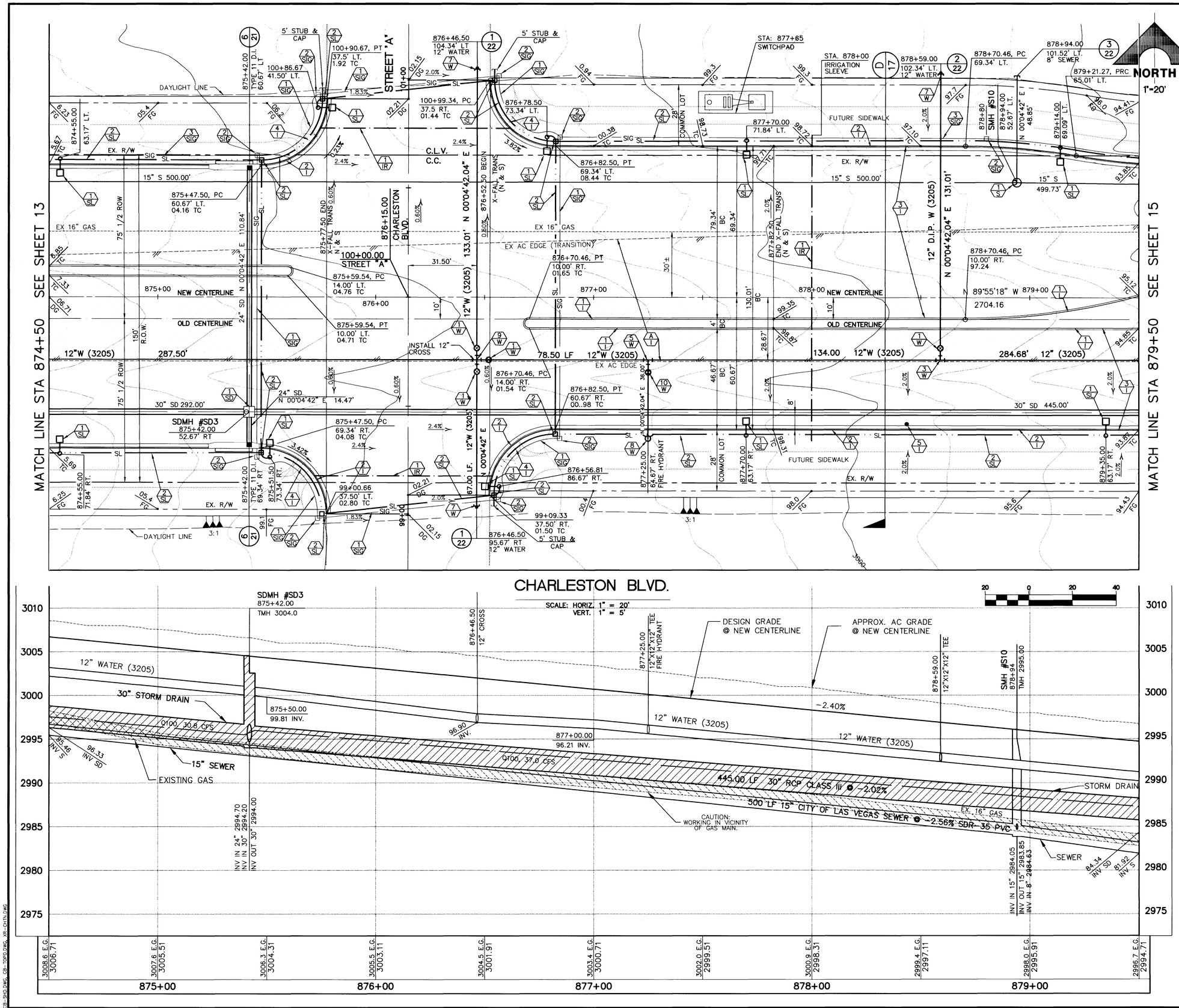

BENCHMARK			
B.M. No.	DESCRIPTION	NAVD88 DATUM	SUMMERLIN DATUM
OLV09-36SES	C.L.V. RIVET & PLATE IN TOP OF CURB, NE RETURN OF CHARLESTON BLVD. & HUALAPAI WAY	2912.23 FEET 887.650 MTRS	2910.05 FEET 886.985 MTRS

NOTE:
THIS SET OF DRAWINGS ARE BASED ON NAVD88 DATUM. PREVIOUS DRAWINGS MAY BE BASED ON SUMMERLIN DATUM. CARE SHOULD BE OBSERVED IN UTILIZING THIS SET OF DRAWINGS.

CONSTRUCTION NOTES

IMPROVEMENTS

- (1) INSTALL "A" TYPE CURB (R-5.1.1 / NDOT) TYPE 2
- (2) INSTALL "L" TYPE CURB & GUTTER (R-5.1.1 / NDOT) TYPE 5
- (3) INSTALL AC PAVEMENT PER SECTION SHEET 17
- (4) CONSTRUCT HANDICAP RAMP CURB DEPRESSION (S-75 / S)
- (5) RELOCATION OF OVERHEAD TO UNDERGROUND AND REMOVAL OF WOODEN POLES TO BE PROVIDED BY NPC AND SPRINT REFER TO NPC DESIGN DRAWINGS FOR FURTHER DETAILS
- (5A) PROTECT EXISTING POWER POLE IN PLACE
- (6) INSTALL "A" TYPE ISLAND CURB (S-50 / S)
- (7) CONSTRUCT CONCRETE CROSS GUTTER (S-64 / S)
- (A) REMOVE EXISTING AC PAVEMENT
- (B) PROTECT IN PLACE

WATER

INSTALL WATER PIPES PER LVVWD UDACS STDS.

- (1W) INSTALL 12" DIA. GATE VALVE & BOX
- (2W) INSTALL 12"X12"X45° ELBOW
- (3W) INSTALL 12"X12"X12" TEE
- (4W) INSTALL 12"X12" 90° ELBOW
- (5W) INSTALL 12"X12"X6" TEE
- (6W) INSTALL 12"X6" REDUCER
- (7W) INSTALL 2" BLOW-OFF & CAP
- (8W) INSTALL FIRE HYDRANT ASSEMBLY COMPLETE
- (9W) INSTALL 12"X12"X12"X12" CROSS
- (10W) INSTALL 6" DIA. GATE VALVE

STORM DRAIN

INSTALL STORM DRAINAGE PER N.D.O.T. STDS.

- (1SD) INSTALL STORM DRAIN MANHOLE, TYPE 4 (R-4.7.2 / NDOT)
- (2SD) INSTALL TYPE 11 DROP INLET (R-4.6.2 / NDOT) (8 / 18)
- (3SD) INSTALL TYPE 3 DROP INLET (R-4.3.1 / NDOT) (9 / 18)

IRRIGATION

- (1IR) INSTALL BANK "A" IRRIGATION SLEEVE, 1-6" AND 2-4", PVC (U-18 / S)

SEWER

INSTALL SEWER PIPES PER DCSWCS STDS.

- (1S) INSTALL SEWER MANHOLE (D-1 / S)

STREET LIGHTING

- (1SL) INSTALL STREET LIGHT, SEE ELECTRICAL PLANS
- (2SL) STREET LIGHT CONDUIT AND PULLBOXES, SEE ELECTRICAL PLANS

TRAFFIC

- (1SIG) INSTALL 2-3" CONDUIT FOR TRAFFIC SIGNAL WITH PULL STRING
- (2SIG) INSTALL NO. 5 PULLBOX (E-32 / S)
- (3SIG) INSTALL 1-2" INTERCONNECT CONDUIT WITH PULL STRING, STUB AND CAP.
- (4SIG) INSTALL TYPE XX-A POLE WITHOUT MAST ARM. PROVIDE 400 WATT HPS 120 V ARM MOUNTED CUTOFF INTERSECTION LUMINAIRE PER ELECTRICAL PLANS. TYPE XX-A POLE TO BE INSTALLED USING TYPE "L" FOUNDATIONS.

NOTE:
N.D.O.T. ENCROACHMENT PERMIT REQUIRED

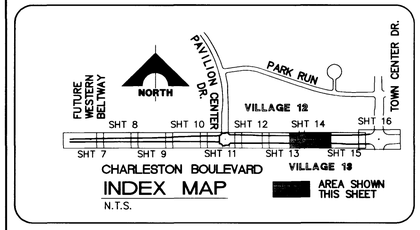

INDEX MAP
N.T.S.

APPROVAL:

1st Approval 11-18-98

Bonnie Gift — 11-17-98
LAS VEGAS VALLEY WATER DISTRICT — DATE

REV.	DATE	DESCRIPTION	DATE	AGEN. APP.	DATE	GCW APP.

RECOMMENDED
BERT A. HUGHES
P.E. NO. 10259
11/17/98

STATE OF NEVADA
REGISTERED PROFESSIONAL ENGINEER
BERT A. HUGHES
CIVIL
10259

G.C. WALLACE, INC.
Engineering/Architecture
5555 SOUTH RAINBOW BLVD.
SUMMERLIN DISTRICT
LAS VEGAS, NEVADA 89102 (702) 363-1200
(702) 362-0981

SUMMERLIN
CHARLESTON BOULEVARD
PAVILION CENTER DRIVE TO TOWN CENTER DRIVE
PLAN & PROFILE
STA 874+50.00 TO 879+50.00

SHEET
14
SHT 14 OF 25

JOB NO. 62012.224

107-V28/8

11981

F:\62012\224\DWG\IMPS\Cb-p14.dwg Wed Nov 11 16:43:07 1998
CB-SHD.DWG, CB-TOPO.DWG, XR-CHTN.DWG

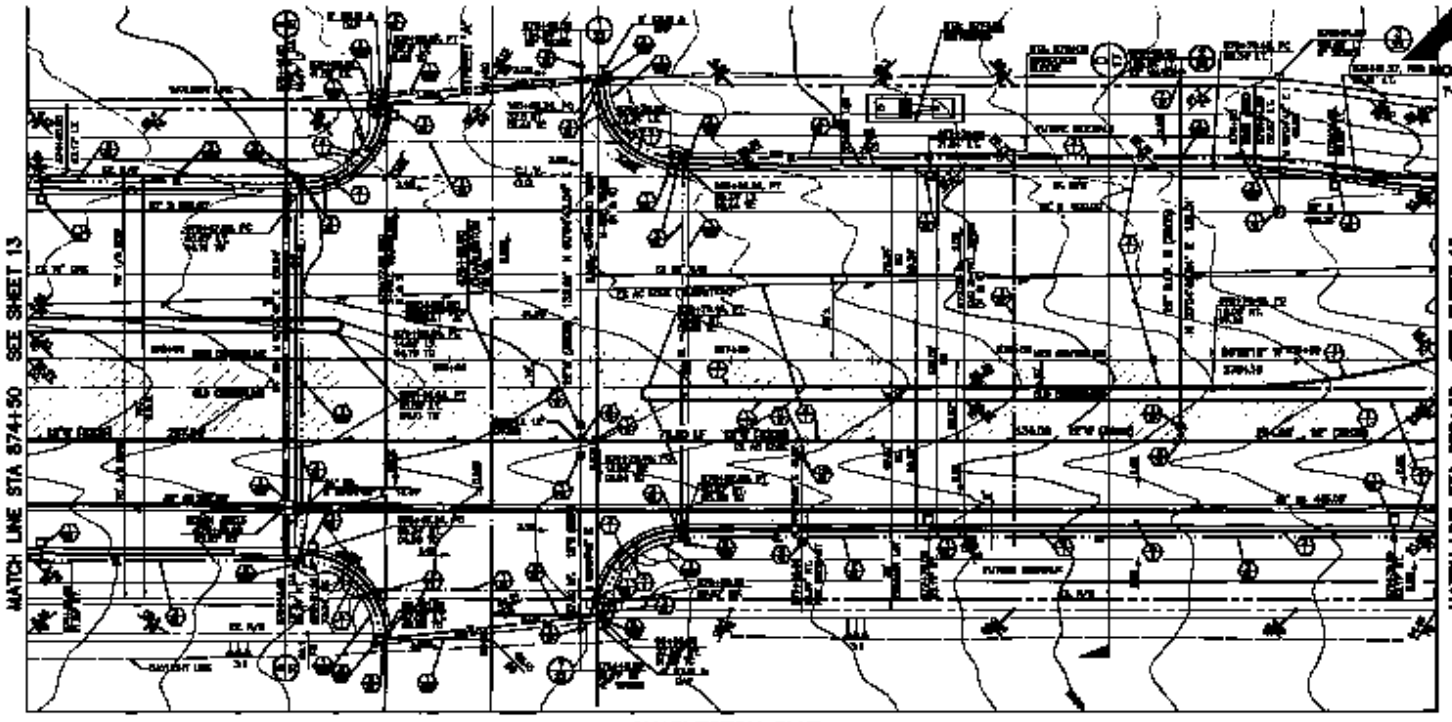

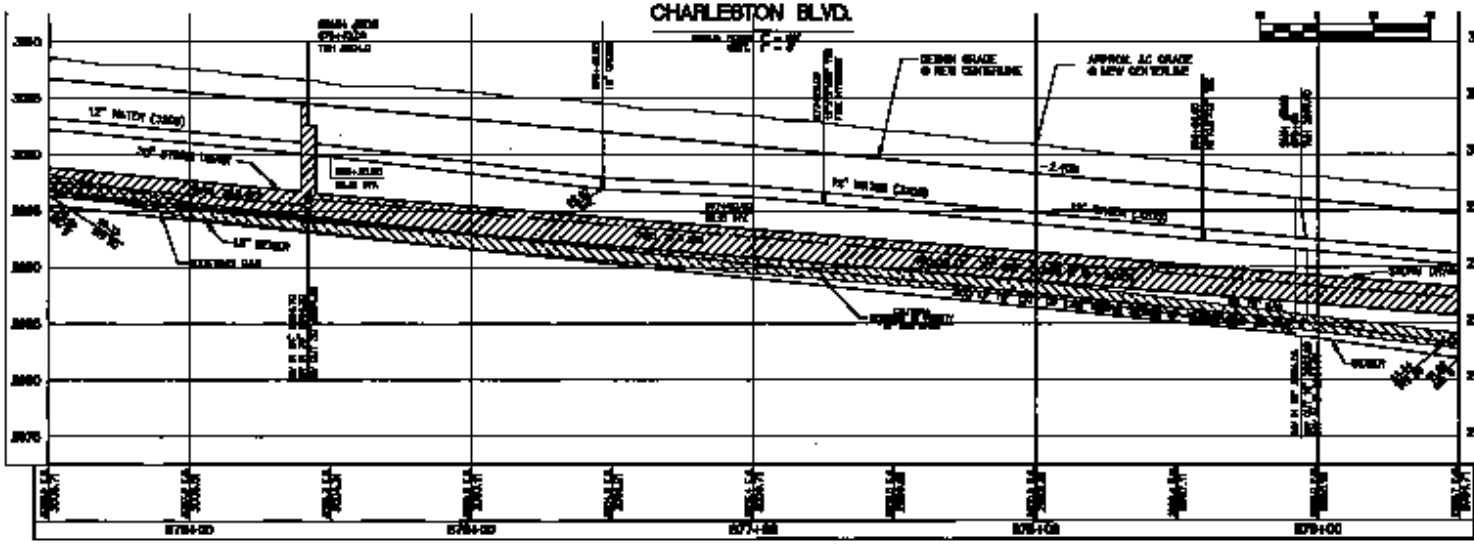

CONSTRUCTION NOTES

NOTE
N.D.O.T. ENCROACHMENT PERMIT REQUIRED

APPROVAL

C.C. TALLACE, INC.

CHARLESTON BOULEVARD
FAIRLANE CONNECTION BACK TO POST CENTER WAY
PLAN & PROFILE
STA 874+50.00 TO STA 880.00

SHEET
14