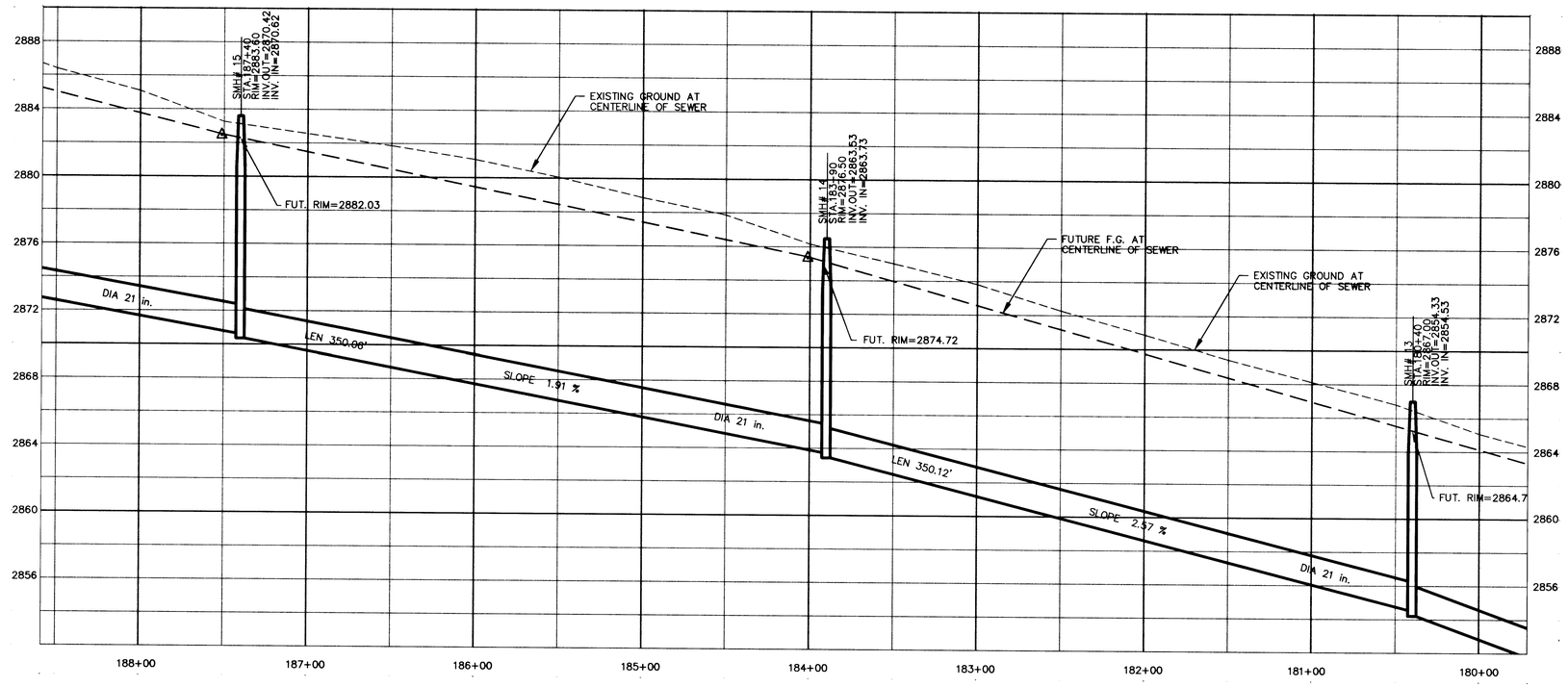

PROFILE

NOTE:
1. ALL STATIONING IS BASED ON THE CENTERLINE OF PROPOSED SEWER.
2. ALL SEWER LINE LENGTHS ARE MEASURED FROM CENTERLINE OF MANHOLES.

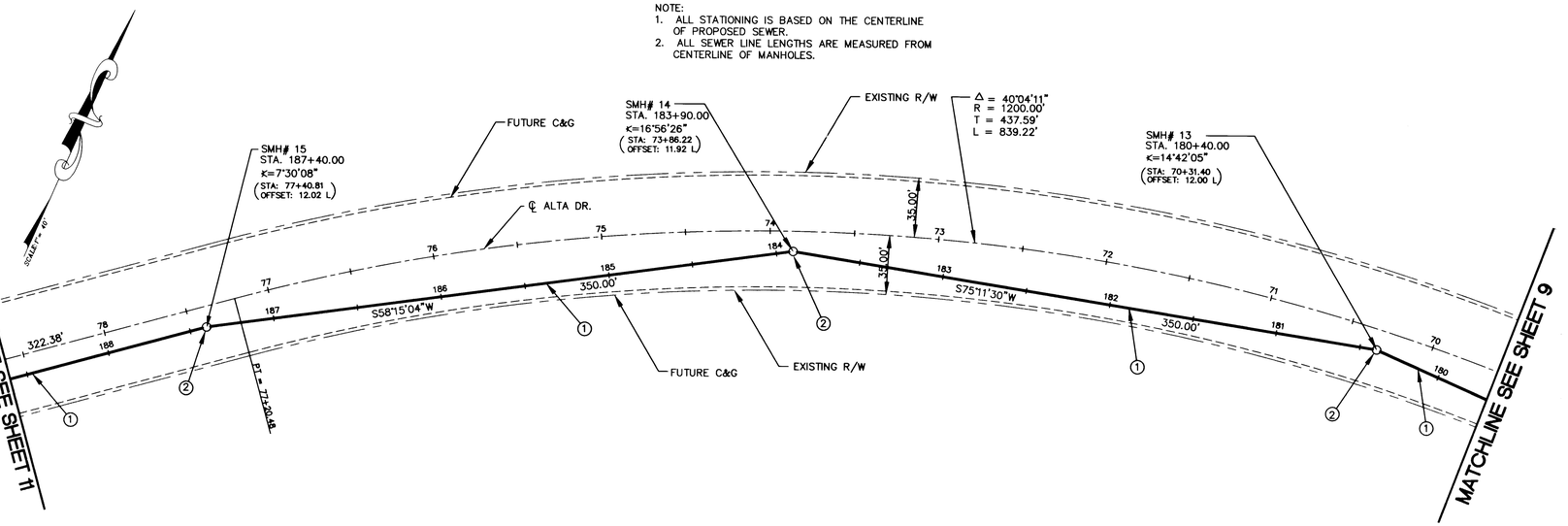

CONSTRUCTION NOTES

1. CONSTRUCT 21" SANITARY SEWER
2. CONSTRUCT 60" SEWER MANHOLE PER DWG. No. SD-1 OF "SEWER STD'S"

PLAN: ALTA DRIVE-SEWER

GRAPHIC SCALE

40 0 20 40 80 160

(IN FEET)
1 inch = 40 ft.

Call before you Dig
AVOID CUTTING UNDERGROUND UTILITY LINES. IT'S COSTLY.
1-800-227-2600
UNDERGROUND SERVICE (USA)

NOTICE

UTILITY LOCATIONS SHOWN HEREON ARE APPROXIMATE ONLY. IT SHALL BE THE CONTRACTORS RESPOSIBILITY TO DETERMINE THE EXACT VERTICAL AND HORIZONTAL LOCATION OF ALL EXISTING UNDERGROUND UTILITIES PRIOR TO COMMENCING CONSTRUCTION. NO REPRESENTATION IS MADE THAT ALL EXISTING UTILITIES ARE SHOWN HEREON. THE ENGINEER ASSUMES NO RESPONSIBILITY FOR UTILITIES NOT SHOWN OR UTILITIES NOT SHOWN IN THEIR PROPER LOCATION.

CALL BEFORE YOU DIG: 1-800-227-2600

P:\PROJECTS\13109\DWGS\ALT_SWR2 Wed Feb 26 11:30:59 1997 ROGER B.
P:\PROJECTS\13109\DWGS\ALT_SWR2 11-25-96 3:47:47 pm EST

DATE | REVISIONS

SCALE (H) 1"= 40' | SCALE (V) 1"= 4' | W.A. # N/A | DESIGN BY AVT/ROB
FLD. BK. # N/A | FEB 26, 1997

ENGINEERING DESIGN SECTION
CITY ENGINEER: DENNIS ANDERSON, P.E.
DESIGN ENGINEER: STANLEY CONSULTANTS

CITY OF LAS VEGAS NEVADA

DEPARTMENT OF PUBLIC WORKS

PROJECT: ALTA SEWER INTERCEPTOR

SHEET: SEWER PLAN AND PROFILE

PROFESSIONAL ENGINEER STATE OF NEVADA
ALAN V. THARP
CIVIL 2/26/97
No. 11827

STANLEY CONSULTANTS
1771 EAST FLAMINGO ROAD, SUITE 104-B
LAS VEGAS, NEVADA 89119 (702) 369-9396
INTERNATIONAL CONSULTANTS IN ENGINEERING, PLANNING AND MANAGEMENT

DRAWING NO. 307-V751 | 10/11

2113

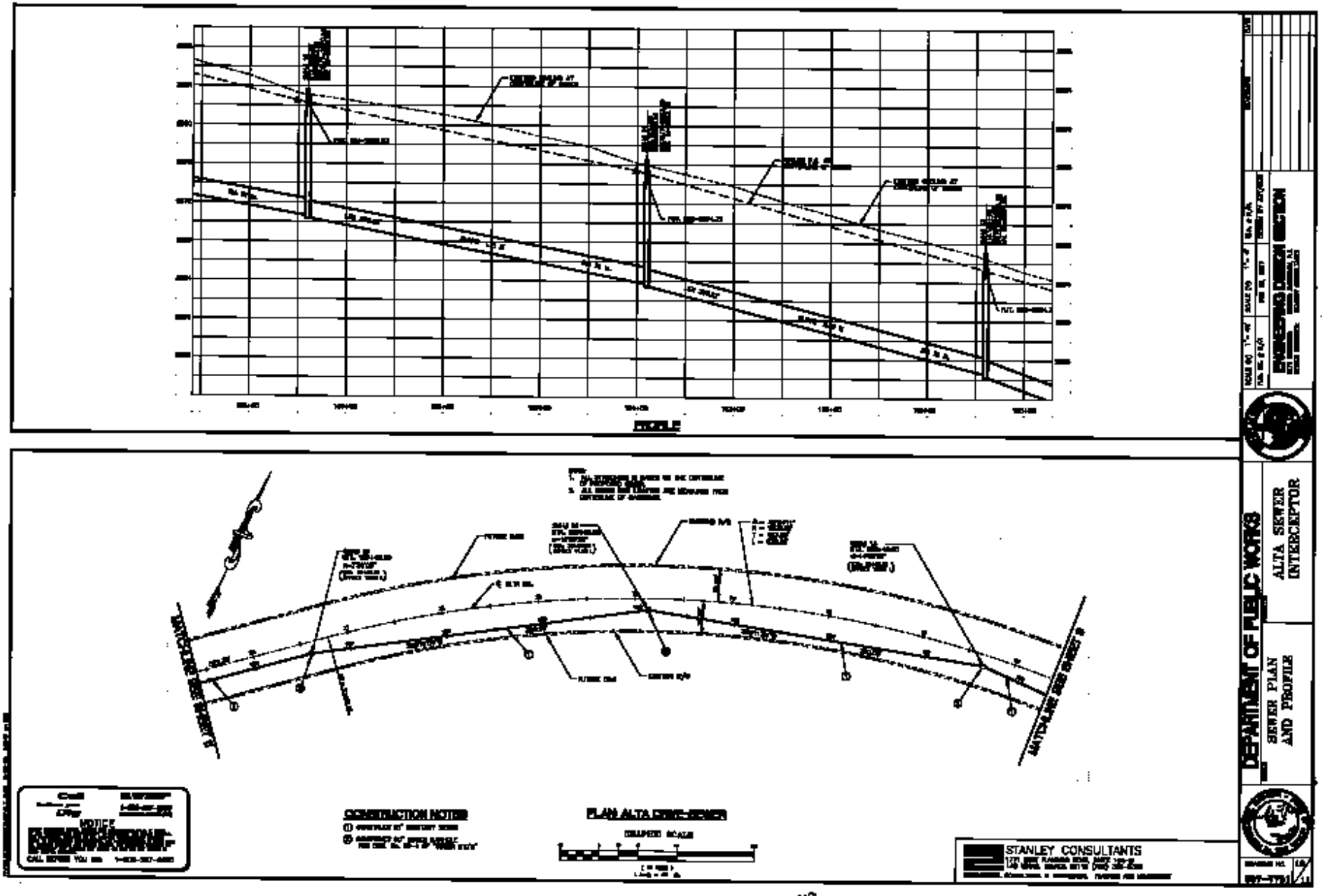
PROFILE
CONSTRUCTION NOTES
PLAN ALTA CRWC-SEWER
DEPARTMENT OF PUBLIC WORKS
SEWER PLAN AND PROFILE
ALTA SEWER INTERCEPTOR
ENGINEERING DESIGN SECTION
STANLEY CONSULTANTS