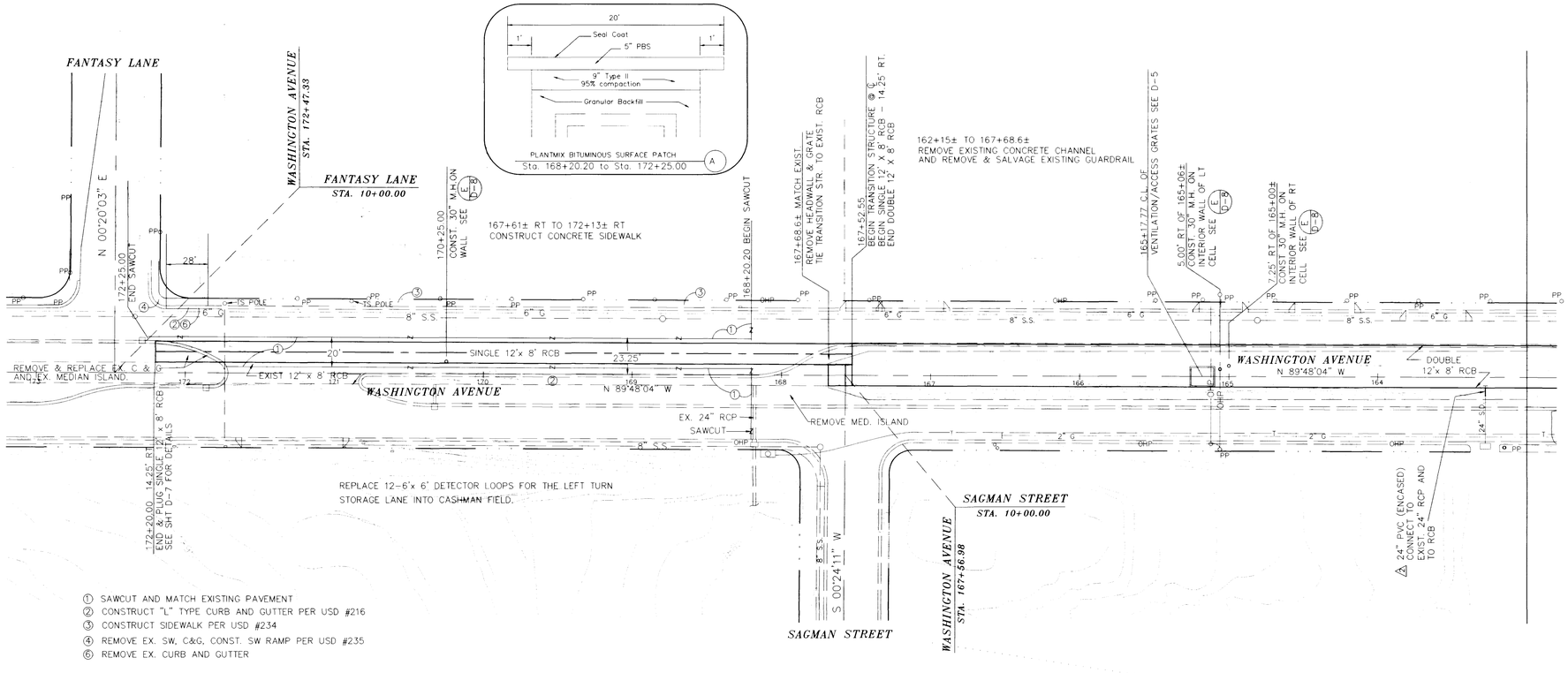

① SAWCUT AND MATCH EXISTING PAVEMENT
② CONSTRUCT "L" TYPE CURB AND GUTTER PER USD #216
③ CONSTRUCT SIDEWALK PER USD #234
④ REMOVE EX. SW, C&G, CONST. SW RAMP PER USD #235
⑥ REMOVE EX. CURB AND GUTTER

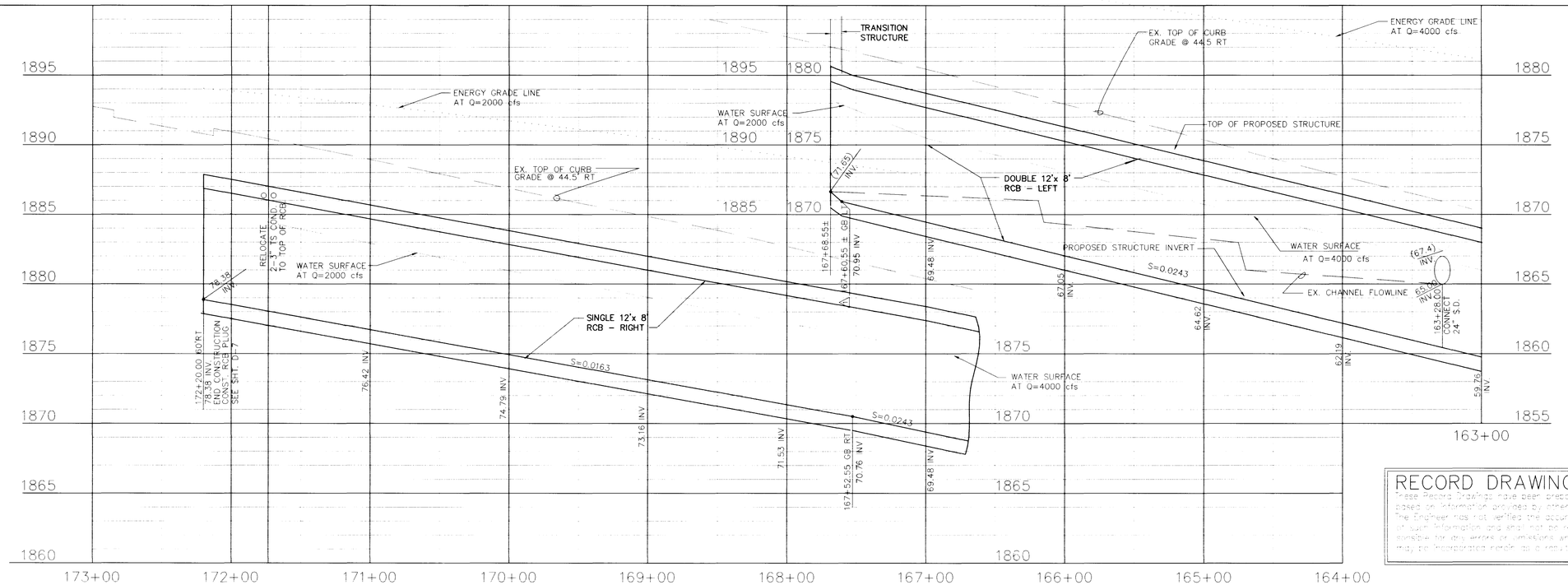

RECORD DRAWINGS

These Record Drawings have been prepared based on information provided by others. The Engineer has not verified the accuracy of such information and shall not be responsible for any errors or omissions which may be incorporated herein as a result.

No.	Date	REVISIONS	CHKD	APPD
1		REVISED TRANSITION FROM 16' TO 8'		
2		CHANGED FROM 24" RCP TO AN ENCASED 24" PVC		

DESIGNED: JLM/GRB
DRAWN: JLM
CHECKED: GRB
JOB NO. 393-4-91
SCALE: HORIZ. 1" = 40'
VERT. 1" = 4'

Call before you Dig. 1-800-227-2600

SAFETY ALERT Call before you Overhead 593-6111

Carter :: Burgess
Consultants in Engineering, Architecture, Planning and the Environment
2465 E. Sunset Road, Suite 105
Las Vegas, NV 89120
(702) 798-1007 Fax (702) 798-7056

PROJECT: CITY OF LAS VEGAS
WASHINGTON AVENUE CONVEYANCE SYSTEM

DESCRIPTION: DRAINAGE STRUCTURE PLAN and PROFILE
STA. 173+00 to 163+00

SHEET D-1
4 OF 25

EASTERN AVENUE TO SAGMAN STREET 731-54D

3225

R:\393-91\393-91\BRUCE-41\B1D\393B01.DWG Wed Jan 28 14:43:34 1998

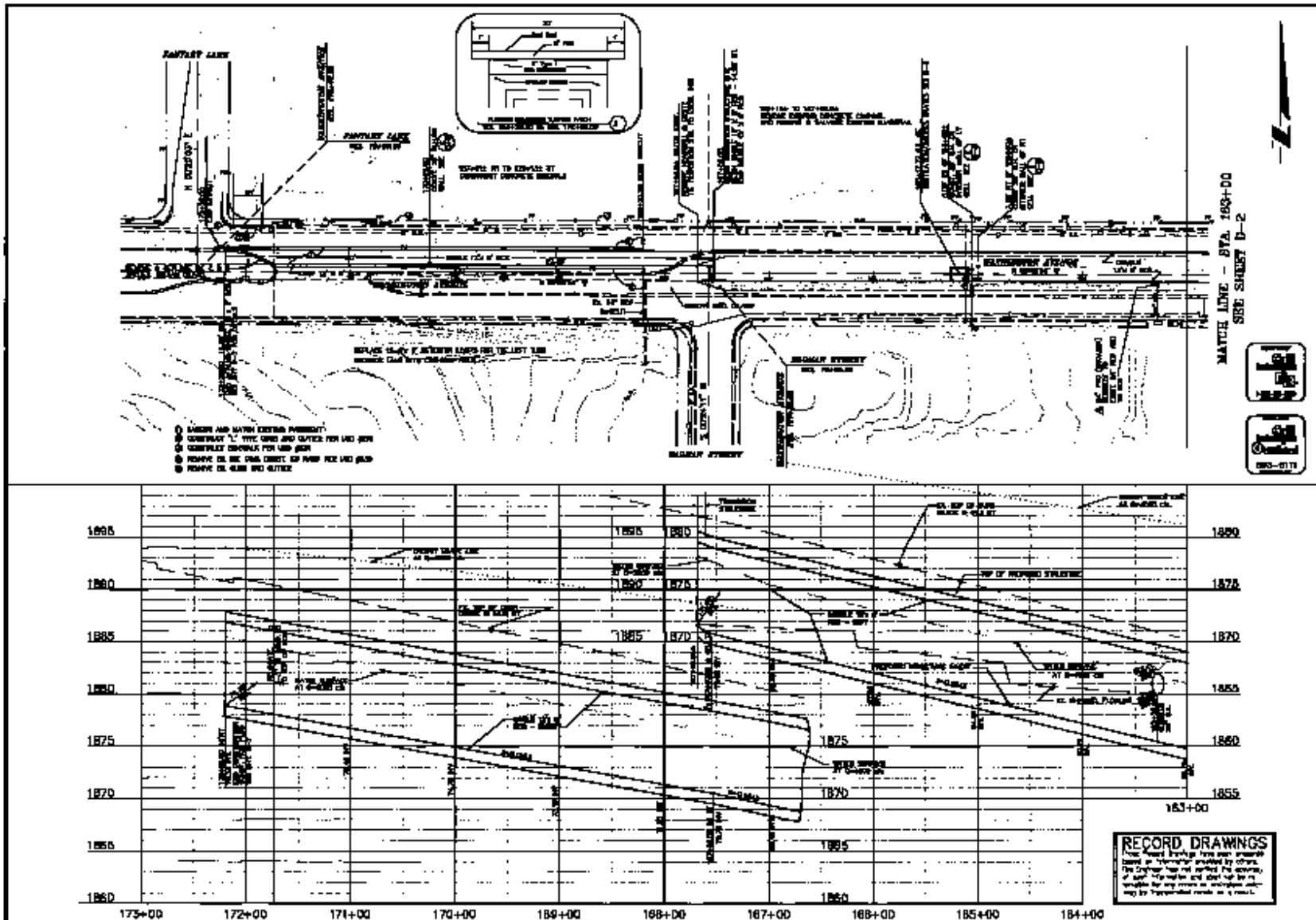
MATCH LINE - STA. 163+00
SEE SHEET D-2
RECORD DRAWINGS
CITY OF LAS VEGAS
WASHINGTON AVENUE CONVEYANCE SYSTEM
DRAINAGE STRUCTURE PLAN and PROFILE
STA. 173+00 to 163+00
D-1
173+00
172+00
171+00
170+00
169+00
168+00
167+00
166+00
165+00
164+00
163+00