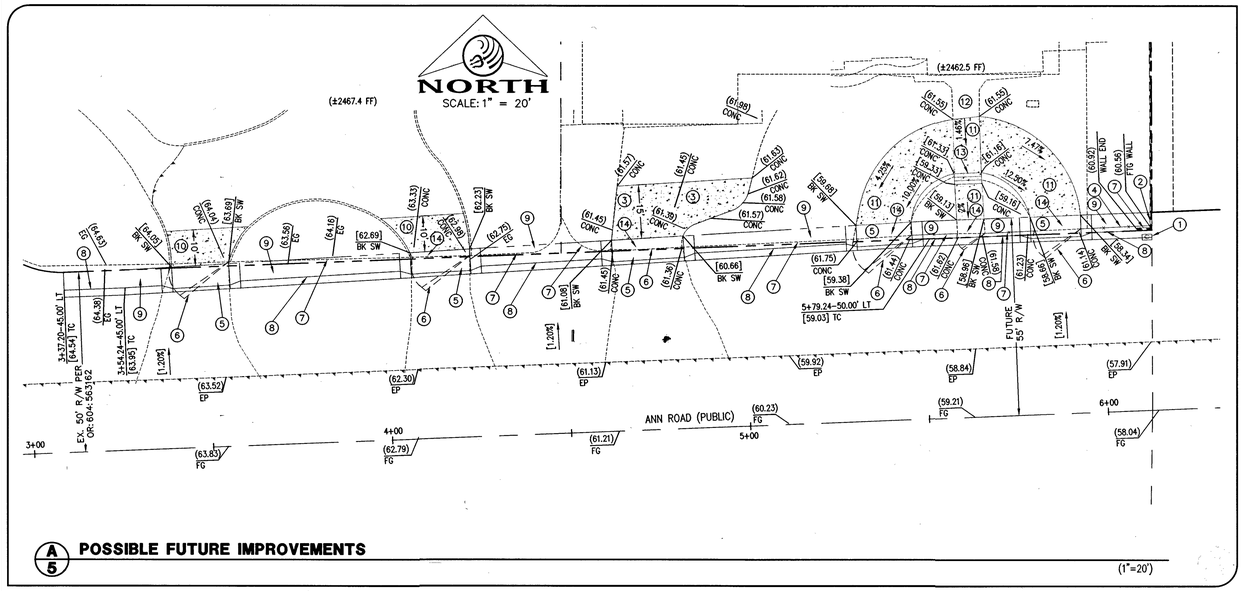

A/5 POSSIBLE FUTURE IMPROVEMENTS

POSSIBLE FUTURE IMPROVEMENTS CONSTRUCTION NOTES

1. EXISTING UTILITY BOX TO BE RELOCATED BEHIND SIDEWALK AND ADJUSTED TO GRADE.
2. 5' LONG PORTION OF EXISTING WALL TO BE REMOVED.
3. 15' WIDE PORTION OF EXISTING CONCRETE TO BE REMOVED AND REPLACED.
4. EXISTING FENCE TO BE RELOCATED BEHIND SIDEWALK AND ADJUSTED TO GRADE.
5. CONSTRUCT RESIDENTIAL DRIVEWAY PER CCAUSD #223, LATEST EDITION.
6. EXISTING ACCESS GATE TO BE RELOCATED BEHIND SIDEWALK AND ADJUSTED TO GRADE.
7. EXISTING WALL TO BE RELOCATED BEHIND SIDEWALK AND ADJUSTED TO GRADE.
8. CONSTRUCT L-TYPE CURB AND GUTTER PER CCAUSD #216.
9. CONSTRUCT 5' WIDE SIDEWALK PER CCAUSD #234.
10. 10' WIDE PORTION OF EXISTING CONCRETE TO BE REMOVED AND REPLACED.
11. EXISTING CONCRETE TO BE REMOVED AND REPLACED.
12. EXISTING CONCRETE TO REMAIN.
13. CONSTRUCT 4 6" STEPS.
14. PORTION OF EXISTING CONCRETE TO BE REMOVED.

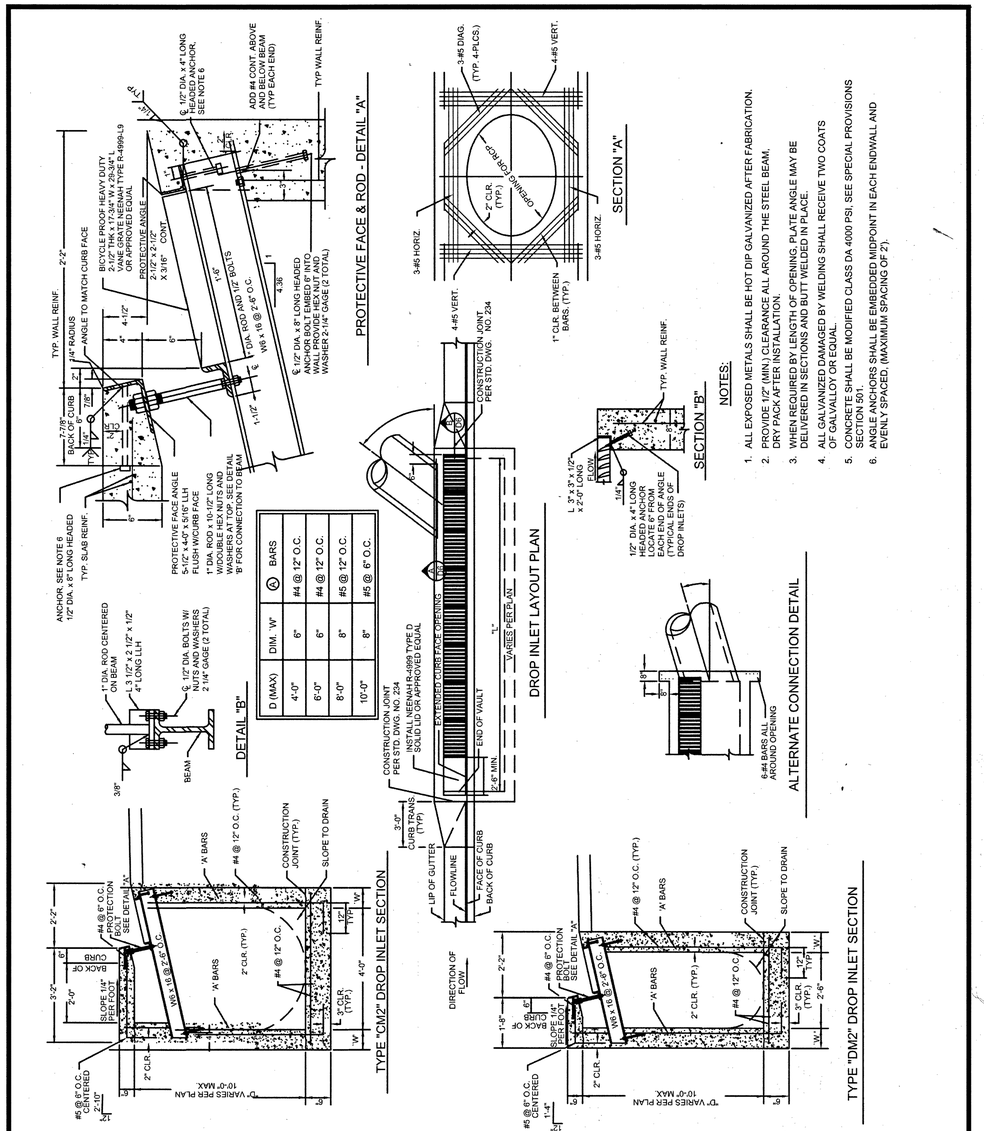

D (MAX)	DIM. 'W'	(A) BARS
4'-0"	6"	#4 @ 12" O.C.
6'-0"	6"	#4 @ 12" O.C.
8'-0"	8"	#5 @ 12" O.C.
10'-0"	8"	#5 @ 8" O.C.

NOTES:

1. ALL EXPOSED METALS SHALL BE HOT DIP GALVANIZED AFTER FABRICATION.
2. PROVIDE 1/2" (MIN.) CLEARANCE ALL AROUND THE STEEL BEAM. DRY PACK AFTER INSTALLATION.
3. WHEN REQUIRED BY LENGTH OF OPENING, PLATE ANGLE MAY BE DELIVERED IN SECTIONS AND BUTT WELDED IN PLACE.
4. ALL GALVANIZED DAMAGED BY WELDING SHALL RECEIVE TWO COATS OF GALVALLOY OR EQUAL.
5. CONCRETE SHALL BE MODIFIED CLASS DA 4000 PSI. SEE SPECIAL PROVISIONS SECTION 501.
6. ANGLE ANCHORS SHALL BE EMBEDDED MIDPOINT IN EACH ENDWALL AND EVENLY SPACED. (MAXIMUM SPACING OF 2').

AGENCY APPROVED	B	C	H	L	M	N

SPECIFICATION REFERENCE	
501	CONCRETE
501	CONCRETE STRUCTURES
501	REINFORCING STEEL
501	STEEL

UNIFORM STANDARD DRAWINGS
CLARK COUNTY AREA

TYPE "C-D" MODIFIED DROP INLET

DATE 9-14-06 | DWG. NO. 412.1

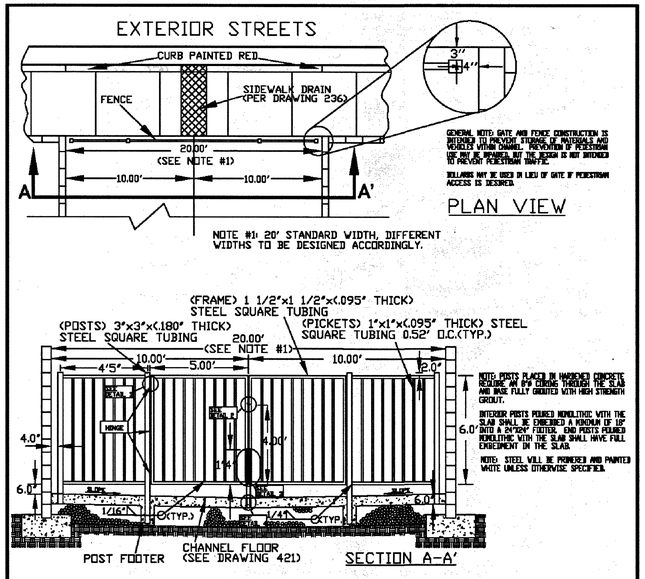

SPECIFICATION REFERENCE	

UNIFORM STANDARD DRAWINGS
CLARK COUNTY AREA

CITY OF LAS VEGAS ONLY
THRU-LOT DRAIN
(DETAIL FOR FENCE)
NOT FOR USE IN EMERGENCY ACCESS

DATE 03-07-02 | DWG. NO. 421 B | PAGE NO. 120 C

TYPICAL LOT GRADING - TYPE 'A' DRAINAGE

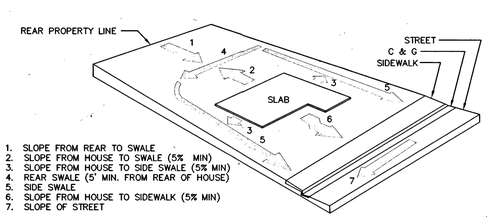

1. SLOPE FROM REAR TO SWALE
2. SLOPE FROM HOUSE TO SWALE (5% MIN)
3. SLOPE FROM HOUSE TO SIDE SWALE (5% MIN)
4. REAR SWALE (5' MIN. FROM REAR OF HOUSE)
5. SIDE SWALE
6. SLOPE FROM HOUSE TO SIDEWALK (5% MIN)
7. SLOPE OF STREET

NO.	DESCRIPTION	DATE	APP'D

DATE : 2/17/2015
PM : J. PEARCE
DRAWN BY :
DESIGNED BY :
CHECKED BY :
ADA CHECKED :
JOB NO. : 007.097
SCALE : AS NOTED

Triton Engineering
6757 W. Charleston Blvd. Suite B
Las Vegas, Nevada 89146
Office: (702) 254-1480
Fax: (702) 254-3062
www.tritoneng.com

DR HORTON
ANN & DURANGO
GRADING DETAILS II
AND POSSIBLE FUTURE IMPROVEMENTS

PROFESSIONAL ENGINEER - STATE OF NEVADA
JAMES M. PEARCE
Exp. 12-31-17
CIVIL
No. 9552
7-19-16

SHEET 5 OF 19
C.L.V. DWG.# 63427 10745049

PROJ#:124480 AGR:115844 QS:125-29-SE XC 11235

HTE# 16-16206

Q:\triton drawings\007.097 ann durango\Drawings\Improvements\03_007.097-Imp-GradingDetails.dwg chore Tue, 19 Jul 2016 - 9:42am