DIAMETER	WEIGHT	A	B	C *	L	W
18"	670	9"	2'-1"	2'-1"	4'-2"	3'
24"	1300	9'1/2"	3'-6"	2'-6"	6'	4'
30"	1850	1'	4'-5"	1'-8"	6'-1"	5'
36"	3500	1'-3"	5'-2"	2'-11"	8'-1"	6'
42"	4930	1'-9"	5'-3"	2'-11"	8'-2"	6'-2"
48"	6700	2'	6'	2'-2"	8'-2"	7'
54"	7150	2'-3"	5'-6"	2'-9"	8'-3"	6'-10"

* For Reference Only

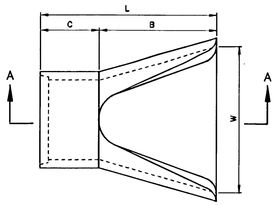

PLAN

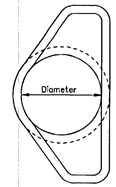

END VIEW

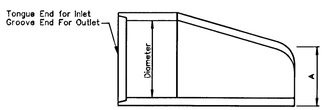

SECTION A-A

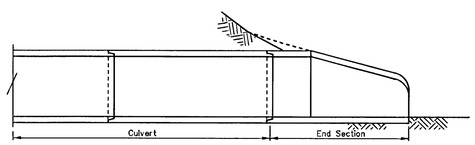

CROSS SECTION VIEW
18" RCP TO 54" RCP

NOTES:

1. CLASS AND TYPE OF CONCRETE SHALL BE AS SPECIFIED FOR REINFORCED CONCRETE PIPE.
2. STRUCTURAL DESIGN OF END SECTION SHALL CONFORM TO THAT OF STANDARD REINFORCED CONCRETE CULVERT PIPE.
3. LENGTH OF PIPE SHOWN ON THE DESIGN PLANS DOES NOT INCLUDE CONNECTOR SECTION (LENGTH C).
4. CONTACT HYDRAULICS ENGINEER FOR SIZES NOT LISTED.
5. ACTUAL DIMENSIONS OF END SECTIONS MAY VARY BY MANUFACTURER. ADJUST PIPE LENGTHS AS NECESSARY TO ACCOMMODATE PRECAST END SECTIONS USED. SEE SHEETS R-1.1.2 AND R-2.1.4 FOR EXTENSION BEYOND FILL SLOPE AND PIPE PAY LENGTHS.

NEVADA DEPARTMENT OF TRANSPORTATION

RCP END SECTION
18" RCP TO 54" RCP

Signed Original On File | R-2.3.1 | (803)
CHIEF HYDRAULICS ENGINEER | ADOPTED 1/75 | REVISION 6/09

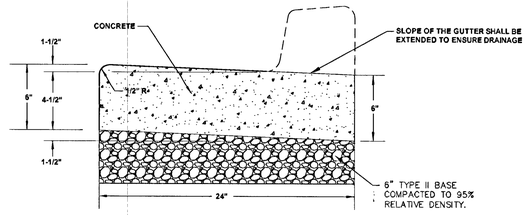

NOTE
PROVIDE WEAKENED PLANE JOINTS @ 10' MAX. AND 1/2" EXPANSION JOINTS @ 30' O.C. (TYP)

"L" TYPE CURB WITH 0" FACE
NTS

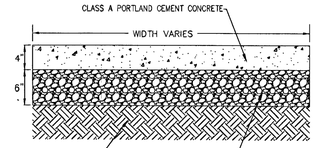

NOTE:
CONSTRUCT 1/2" EXPANSION JOINT AT ALL COLD JOINTS, INTERVALS NOT TO EXCEED 30'. FOR DETAILS NOT SHOWN SEE CCAUSD #234. REFER TO AC STRUCTURAL SECTION THIS SHEET FOR AC THICKNESS

NOTE:
ALL ADA ACCESSIBLE SIDEWALKS AND ROUTES WITHIN THE SITE DEVELOPMENT MUST BE CONSTRUCTED WITH 2.0% MAX. CROSS SLOPES.

ONSITE CONCRETE SIDEWALK
NTS

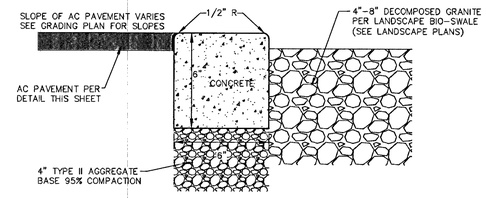

DEPRESSED CURB
NTS

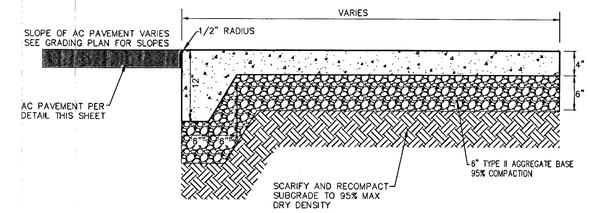

NOTE:
CONSTRUCT 1/2" EXPANSION JOINT AT ALL COLD JOINTS, INTERVALS NOT TO EXCEED 30'. FOR DETAILS NOT SHOWN SEE CCAUSD #234. REFER TO AC STRUCTURAL SECTION THIS SHEET FOR AC THICKNESS

NOTE:
ALL ADA ACCESSIBLE SIDEWALKS AND ROUTES WITHIN THE SITE DEVELOPMENT MUST BE CONSTRUCTED WITH 2.0% MAX. CROSS SLOPES.

INTEGRAL SIDEWALK & CURB
NTS

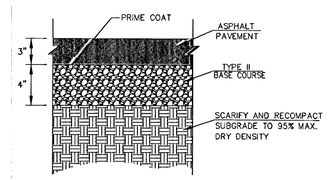

NOTE: REFERENCE GEOTECHNICAL REPORT AND ALL ADDENDA FOR PAVEMENT CONSTRUCTION.

ON SITE AC PAVEMENT SECTION
NTS

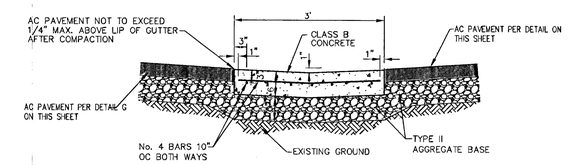

CONSTRUCT 1/2" EXPANSION JOINT AT ALL COLD JOINTS, INTERVALS NOT TO EXCEED 30'. FOR DETAILS NOT SHOWN SEE CCAUSD #234. REFER TO AC STRUCTURAL SECTION THIS SHEET FOR AC THICKNESS

3' VALLEY GUTTER
NTS

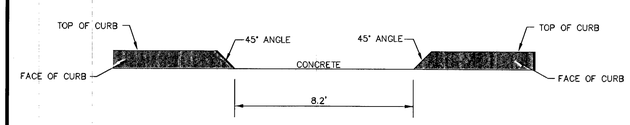

CURB CUT
NTS

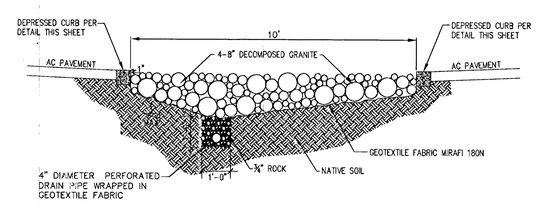

NOTE:
SEE LANDSCAPE PLANS FOR ORIENTATION OF 4" PERFORATED PIPE WITHIN BIO-SWALE

LANDSCAPE BIO-SWALE
NTS

3074H04 H# 58248

18" DRAIN BASIN

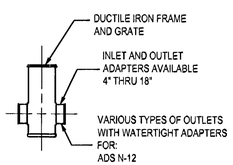

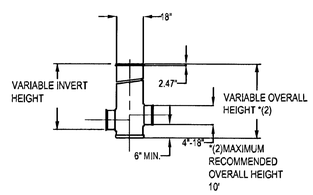

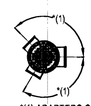

*(1) ADAPTERS CAN BE MOUNTED ON ANY ANGLE 0° TO 359°. TO DETERMINE MINIMUM ANGLE BETWEEN ADAPTERS SEE DRAWING NO. 7001-110-013.

18" DROP IN GRATE #1801DI

APPROX. DRAIN AREA = 84.61 SQ IN
APPROX. WEIGHT WITH FRAME = 42.50 LBS

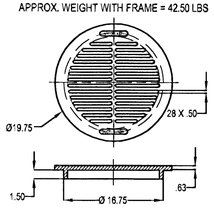

ALL DIMENSIONS IN INCHES UNLESS NOTED OTHERWISE
GRATE HAS LIGHT DUTY RATING
QUALITY: MATERIALS SHALL CONFORM TO ASTM A536 GRADE 70-50-05
PAINT: CASTINGS ARE FURNISHED WITH A BLACK PAINT
SIZE OF OPENING MEETS REQUIREMENTS OF AMERICAN DISABILITY ACT AS STATED IN FEDERAL REGISTER PART III, DEPARTMENT OF JUSTICE, 28 CFR PART 36. NONDISCRIMINATION ON THE BASIS OF DISABILITY BY PUBLIC ACCOMMODATIONS AND IN COMMERCIAL FACILITIES, FINAL BY RULE.

DRAIN BASIN NOTE:
ALL DRAIN BASINS SHALL BE LABELED PER CCAUSD #421

18" NYLOPLAST DRAIN BASIN & GRATE
NTS

Nyloplast
3130 VERONA AVE
BUFORD, GA 30518
PHN (770) 932-2449
FAX (770) 932-2490
www.nyloplast-us.com
TITLE
18" DRAIN BASIN & GRATE DESIGN DETAILS

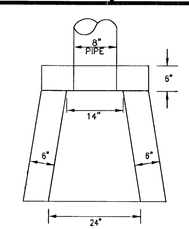

PLAN
N.T.S.

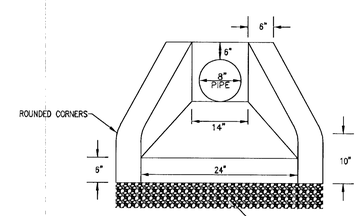

FRONT
N.T.S.
6" TYPE II AGGREGATE BASE

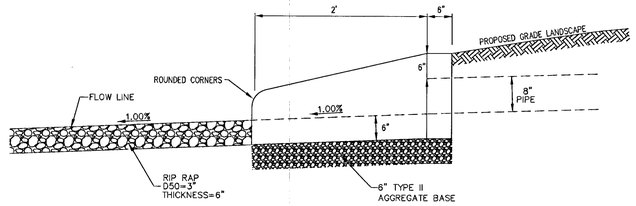

ONSITE STORM DRAIN OUTLET STRUCTURE
NTS

Call before you Dig
Avoid cutting underground utility lines. It's costly.
Call 811 OR 1-800-227-2600

Avoid overhead power line contact. It's costly.
Call before you Overhead
1-702-227-2929

APPROVED FOR CONSTRUCTION

LAS VEGAS VALLEY WATER DISTRICT ENGINEERING SERVICES MANAGER

PROJECT No. 122909 DATE: 03/25/15

REV. #	BY	DATE	DESCRIPTION	APP.

REVISION APPROVAL BLOCK

SCALE: N/A
DRAWN BY: CM
DESIGNED BY: CM
CHECKED BY: EF
DATE: 3/9/15
JOB NO: 35-110

INTEGRITY ENGINEERING
4588 Coachman Circle
Las Vegas, NV 89119
Phone: 702-456-4664
emile@integrity-engineering.net

ST. ANTHONY OF PADUA

DETAIL SHEET 2

PROFESSIONAL ENGINEER - STATE OF NEVADA
ERNEST FREGGIARO
EXP. 06-30-15
CIVIL
No. 4604
3-9-15

SHEET
C6.02
19 OF 21 SHEETS
DRAWING NO.
HTE # 14-44635